Standard

POMPE GRUPPO / *PUMPS GROUP* 1

Dimensioni / *Dimensions mm (inch)*

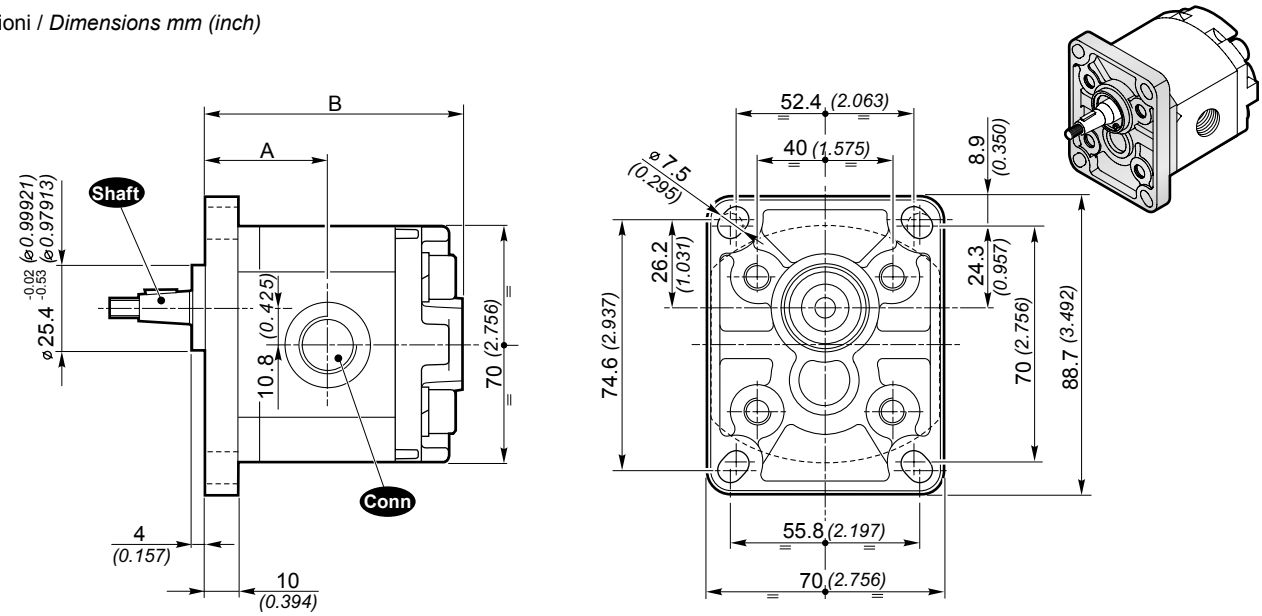

Shaft Alberi disponibili / *Available shafts*

Tipo / *Type* **10**

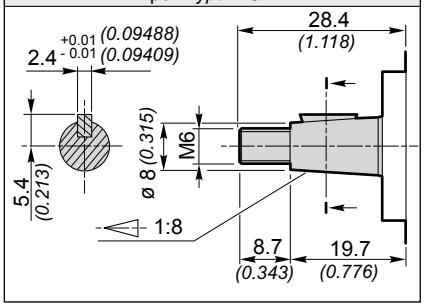

Coppia **18 Nm** / *Torque **13.3 ft·lbs***

Tipo / *Type* **11**

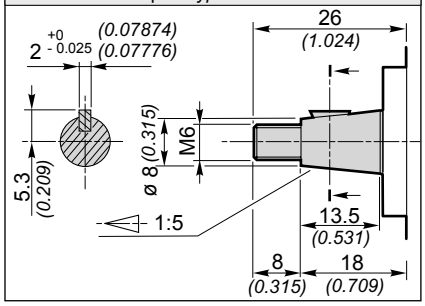

Coppia **18 Nm** / *Torque **13.3 ft·lbs***

Tipo / *Type* **13**

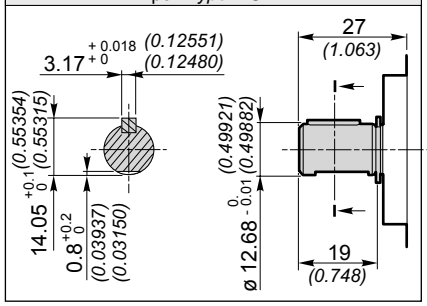

Coppia **30 Nm** / *Torque **22.1 ft·lbs***

Tipo / *Type* **14**

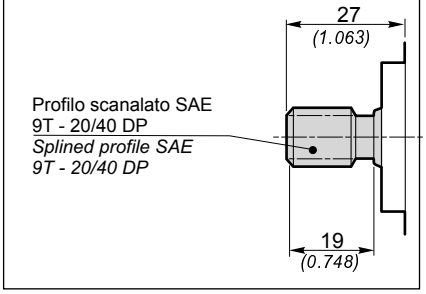

Coppia **30 Nm** / *Torque **22.1 ft·lbs***

Tipo / *Type* **15**

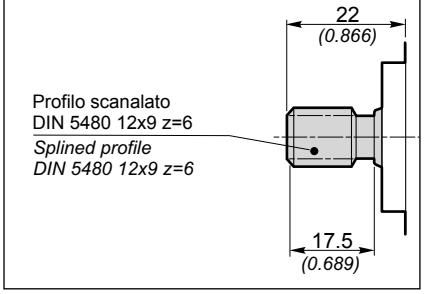

Coppia **30 Nm** / *Torque **22.1 ft·lbs***

Tipo / *Type* **27**

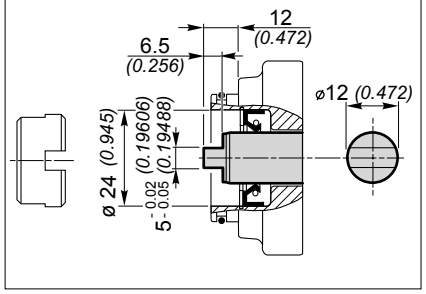

Coppia **12 Nm** / *Torque **8.9 ft·lbs***

POMPE GRUPPO / PUMPS GROUP 1 — SAE AA

Dati tecnici / *Technical data*

Grandezza *Size*	Cilindrata *Displacement* [cm³/rev] (in³/rev)	Pressione max. d'esercizio *Max. working pressure* P1 [bar] (PSI)	P2 [bar] (PSI)	P3 [bar] (PSI)	Velocità max. *Max. speed* [g/min] (rpm)	Portata max. *Max. flow* [lt/min] (Gal/min)	Velocità min. Min. speed [g/min] (rpm)	Portata min. Min. flow [lt/min] (Gal/min)	Dimensioni *Dimensions* A [mm] (inch)	B [mm] (inch)	Massa *Mass* [Kg] (lbs)	Rendimento volumetrico min. *Min. volumetric efficiency* %
1SP A0.9	**0.89** (0.05)	240 (3480)	260 (3770)	290 (4205)	6000	5.3 (1.40)	600	0.49 (0.13)	38.3 (1.508)	77.1 (3.035)	0.91 (2.01)	92*
1SP A1.2	**1.18** (0.07)	240 (3480)	260 (3770)	290 (4205)	6000	7.1 (1.88)	600	0.65 (0.17)	38.85 (1.530)	78.2 (3.079)	0.93 (2.05)	
1SP A1.6	**1.6** (0.10)	240 (3480)	260 (3770)	290 (4205)	6000	9.6 (2.54)	400	0.61 (0.16)	39.7 (1.563)	79.9 (3.146)	0.95 (2.09)	95*
1SP A2.0	**2.0** (0.12)	220 (3190)	250 (3625)	270 (3915)	5500	11 (2.91)	400	0.76 (0.20)	40.45 (1.593)	81.4 (3.205)	0.97 (2.14)	
1SP A2.5	**2.5** (0.15)	220 (3190)	250 (3625)	270 (3915)	5000	12.5 (3.30)	400	0.95 (0.25)	41.45 (1.632)	83.4 (3.283)	1.00 (2.21)	
1SP A3.2	**3.2** (0.20)	210 (3045)	240 (3480)	260 (3770)	4500	14.4 (3.80)	400	1.21 (0.32)	42.8 (1.685)	86.1 (3.390)	1.04 (2.29)	
1SP A3.7	**3.7** (0.23)	210 (3045)	240 (3480)	260 3770	4000	14.8 (3.91)	400	1.40 (0.37)	43.8 (1.724)	88.1 (3.469)	1.07 (2.369	
1SP A4.2	**4.2** (0.26)	190 (2755)	210 (3045)	230 (3335)	3500	14.7 (3.88)	400	1.60 (0.42)	44.75 (1.762)	90 (3.543)	1.10 (2.43)	
1SP A5.0	**5.0** (0.31)	180 (2610)	210 (3045)	230 3335	3000	15 (3.96)	400	1.90 (0.50)	46.3 (1.823)	93.1 (3.665)	1.14 (2.51)	
1SP A6.3	**6.3** (0.38)	170 (2465)	190 (2755)	210 (3045)	2700	17 (4.49)	400	2.39 (0.63)	48.85 (1.923)	98.2 (3.866)	1.22 (2.69)	
1SP A7.8	**7.76** (0.47)	170 (2465)	190 (2755)	210 (3045)	2500	19.4 (5.13)	400	2.95 (0.78)	51.7 (2.035)	103.9 (4.091)	1.30 (2.87)	
1SP A9.8	**9.78** (0.60)	150 (2175)	170 (2465)	190 (2755)	2000	19.6 (5.18)	400	3.71 (0.98)	55.65 (2.191)	111.8 (4.402)	1.41 (3.11)	

* (Valori rilevati in fase di collaudo a 1500 giri/min / *Value collected during the testing at 1500 rpm)*

Esempio di ordinazione in codice / *Example of ordering code*

1SP	A	2.0	D	SAE AA	(H)	10	GG	0	(VT)

1SP	Tipo pompa / *Pump type*	vedi tabella / *see table*
A	Materiale flangia e coperchio / *Flange and cover material*	**A** = Alluminio / *Aluminium*
2.0	Cilindrata / *Displacement*	vedi tabella / *see table*
D	Rotazione destra / *Clockwise rotation*	**D** = Rotazione destra / *Clockwise rotation* **S** = Rotazione sinistra / *Anticlockwise rotation*
SAE AA	Tipo flangia / *Flange type*	**SAE AA**
(H)	Anello di rinforzo per piccola pressione in aspirazione *Stiffening seal for low suction pressure*	(a richiesta / *(optional)*)
—		
10	Tipo albero / *Shaft type*	**10 - 11 - 13 - 14 - 15 - 27**
GG	Tipo connessioni / *Connections type*	**GG - NN - TT - UU - NG - TG - UG**
0	Posizione connessioni / *Connections positions*	**0 - 1 - 3 - 4**
(VT)	Opzioni / *Optional*	**(VT)** Guarnizione in Viton (a richiesta) *Viton seals (optional)* **VLP-I (N)** Valvola limitatrice di pressione (pag. A-27) *Pressure relief valve (page A-27)*

Conn Connessioni / *Connections*

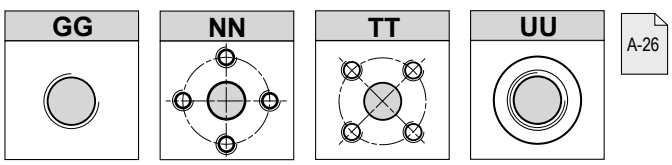

A-26



Il segno sul corpo indica il **lato aspirazione** per le pompe.
*The sign on the body identify the **suction side** for the pumps.*

Posizione delle connessioni / *Connection positions*

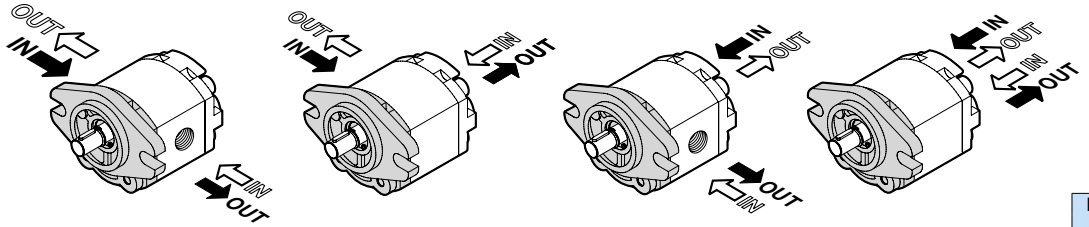

0	1	3	4
(GG - NN - TT - UU)	(GG - NG - TG - UG)	(GG - NG - TG - UG)	(GG)

Rotazione / *Rotation*

D	S
➡	⇨

SAE AA

POMPE GRUPPO / *PUMPS GROUP* 1

Dimensioni / *Dimensions*

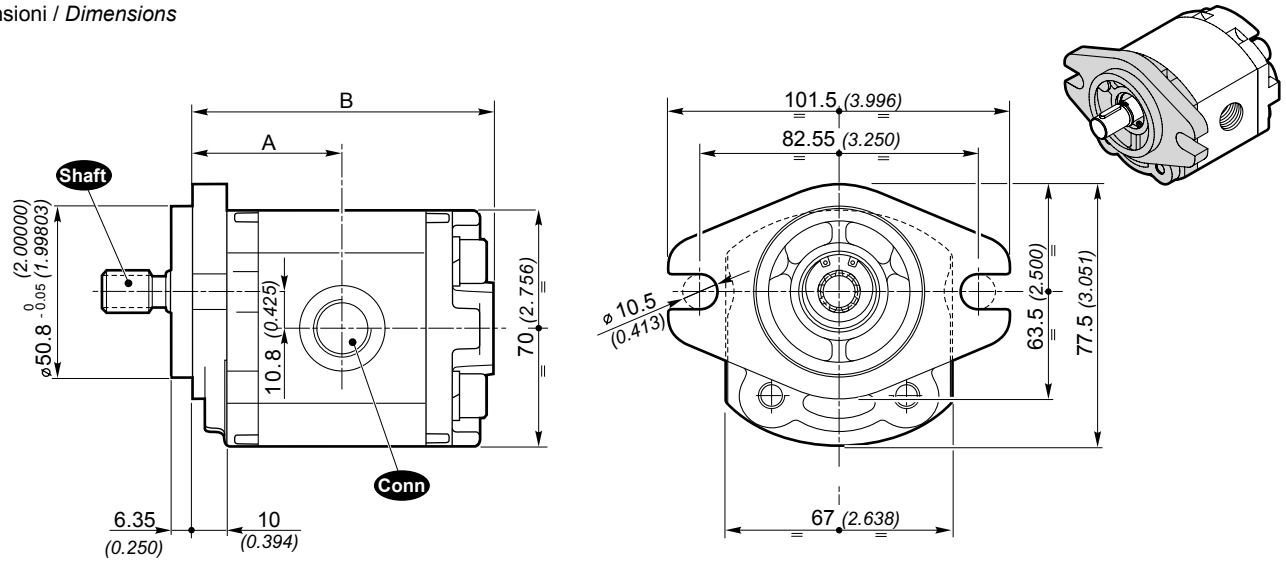

Shaft Alberi disponibili / *Available shafts*

Tipo / *Type* **10**

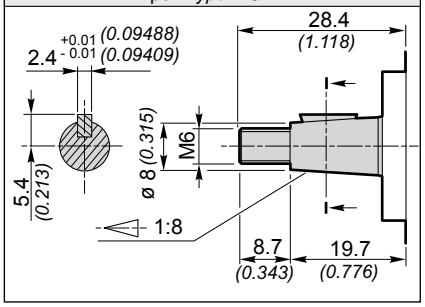

Coppia **18 Nm** / *Torque **13.3 ft·lbs***

Tipo / *Type* **11**

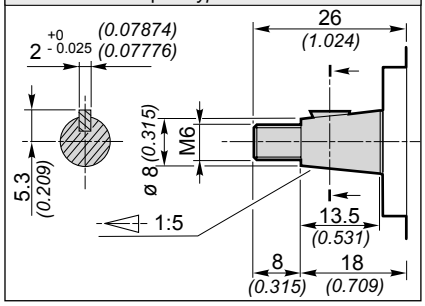

Coppia **18 Nm** / *Torque **13.3 ft·lbs***

Tipo / *Type* **13**

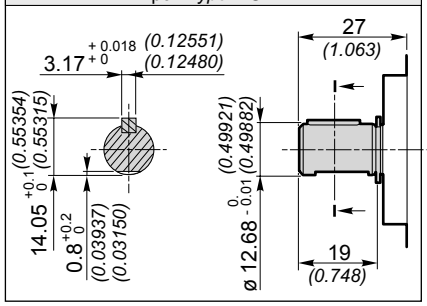

Coppia **30 Nm** / *Torque **22.1 ft·lbs***

Tipo / *Type* **14**

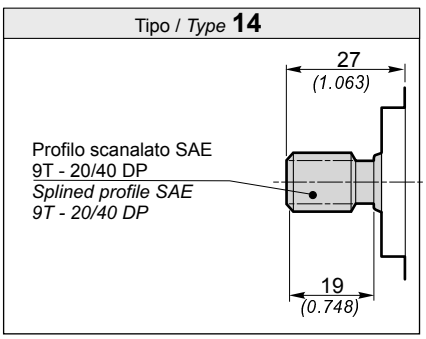

Coppia **30 Nm** / *Torque **22.1 ft·lbs***

Tipo / *Type* **15**

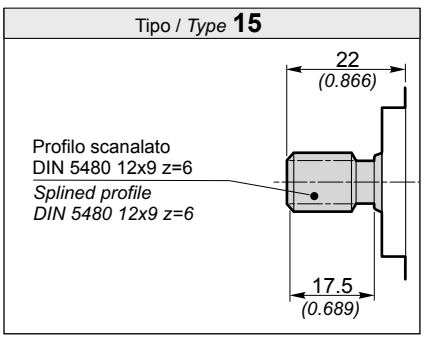

Coppia **30 Nm** / *Torque **22.1 ft·lbs***

Tipo / *Type* **27**

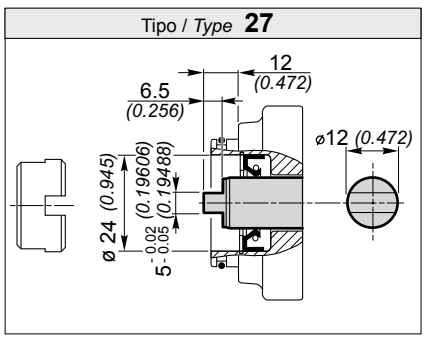

Coppia **12 Nm** / *Torque **8.9 ft·lbs***

POMPE GRUPPO / *PUMPS GROUP* 1 — **MC 32** — **Minicentralina / *Power-pack***

Dati tecnici / *Technical data*

Grandezza *Size*	Cilindrata *Displacement*	Pressione max. d'esercizio *Max. working pressure* P1	P2	P3	Velocità max. *Max. speed*	Portata max. *Max. flow*	Velocità min. Min. speed	Portata min. Min. flow	Dimensioni *Dimensions* A	B	L (1)	Massa *Mass*	Rendimento volumetrico min. *Min. volumetric efficiency*
	[cm^3/rev] *(in^3/rev)*	[bar] *(PSI)*	[bar] *(PSI)*	[bar] *(PSI)*	[g/min] *(rpm)*	[lt/min] *(Gal/min)*	[g/min] *(rpm)*	[lt/min] *(Gal/min)*	[mm] *(inch)*	[mm] *(inch)*	[mm] *(inch)*	[Kg] *(lbs)*	%
1SP A0.9	**0.89** *(0.05)*	210 *(3045)*	240 *(3480)*	260 *(3770)*	6000	5.3 *(1.40)*	600	0.49 *(0.13)*	73.1 *(2.878)*	61.6 *(2.425)*	80 *(3.150)*	0.91 *(2.01)*	92*
1SP A1.2	**1.18** *(0.07)*	210 *(3045)*	240 *(3480)*	260 *(3770)*	6000	7.1 *(1.88)*	600	0.65 *(0.17)*	74.2 *(2.921)*	62.7 *(2.469)*	80 *(3.150)*	0.93 *(2.05)*	
1SP A1.6	**1.6** *(0.10)*	210 *(3045)*	240 *(3480)*	260 *(3770)*	6000	9.6 *(2.54)*	400	0.61 *(0.16)*	75.9 *(2.988)*	64.4 *(2.535)*	80 *(3.150)*	0.95 *(2.09)*	95*
1SP A2.0	**2.0** *(0.12)*	210 *(3045)*	240 *(3480)*	260 *(3770)*	5500	11 *(2.91)*	400	0.76 *(0.20)*	77.4 *(3.047)*	65.9 *(2.594)*	80 *(3.150)*	0.97 *(2.14)*	
1SP A2.5	**2.5** *(0.15)*	210 *(3045)*	240 *(3480)*	260 *(3770)*	5000	12.5 *(3.30)*	400	0.95 *(0.25)*	79.4 *(3.126)*	67.9 *(2.673)*	85 *(3.346)*	1.00 *(2.21)*	
1SP A3.2	**3.2** *(0.20)*	200 *(2900)*	230 *(3335)*	250 *(3625)*	4500	14.4 *(3.80)*	400	1.21 *(0.32)*	82.1 *(3.232)*	70.6 *(2.780)*	85 *(3.346)*	1.04 *(2.29)*	
1SP A3.7	**3.7** *(0.23)*	200 *(2900)*	230 *(3335)*	250 *(3625)*	4000	14.8 *(3.91)*	400	1.40 *(0.37)*	84.1 *(3.311)*	72.6 *(2.858)*	90 *(3.543)*	1.07 *(2.36)*	
1SP A4.2	**4.2** *(0.26)*	180 *(2610)*	210 *(3045)*	230 *(3335)*	3500	14.7 *(3.88)*	400	1.60 *(0.42)*	86 *(3.386)*	74.5 *(2.933)*	90 *(3.543)*	1.10 *(2.43)*	
1SP A5.0	**5.0** *(0.31)*	180 *(2610)*	210 *(3045)*	230 *(3335)*	3000	15 *(3.96)*	400	1.90 *(0.50)*	89.1 *(3.508)*	77.6 *(3.055)*	95 *(3.740)*	1.14 *(2.51)*	
1SP A6.3	**6.3** *(0.38)*	170 *(2465)*	190 *(2755)*	210 *(3045)*	2700	17 *(4.49)*	400	2.39 *(0.63)*	94.2 *(3.709)*	82.7 *(3.256)*	100 *(3.937)*	1.22 *(2.69)*	
1SP A7.8	**7.76** *(0.47)*	170 *(2465)*	190 *(2755)*	210 *(3045)*	2500	19.4 *(5.13)*	400	2.95 *(0.78)*	99.9 *(3.933)*	88.4 *(3.480)*	105 *(4.134)*	1.30 *(2.87)*	
1SP A9.8	**9.78** *(0.60)*	150 *(2175)*	170 *(2465)*	190 *(2755)*	2000	19.6 *(5.18)*	400	3.71 *(0.98)*	107.8 *(4.244)*	96.3 *(3.791)*	115 *(4.528)*	1.41 *(3.11)*	

* (Valori rilevati in fase di collaudo a 1500 giri/min / *Value collected during the testing at 1500 rpm)*

Esempio di ordinazione in codice / *Example of ordering code*

1SP	A	3.7	D	MC 32	-	27	G05	(VT)

1SP	Tipo pompa / *Pump type*	vedi tabella / *see table*
A	Materiale flangia e coperchio / *Flange and cover material*	**A** = Alluminio / *Aluminium*
3.7	Cilindrata / *Displacement*	vedi tabella / *see table*
D	Rotazione destra / *Clockwise rotation*	**D =** Rotazione destra / *Clockwise rotation* **S =** Rotazione sinistra / *Anticlockwise rotation*
MC 32	Tipo flangia / *Flange type*	**MC 32**
—		
27	Tipo albero / *Shaft type*	**27 - 10 - 11 - 15**
G05	Tipo e posizione connessioni / *Connections type and position*	**G05 - G02 - N02 - T02 - U02**
(VT)	Opzioni / *Optional*	**(VT)** Guarnizione in Viton (a richiesta) *Viton seals (optional)*

Conn Tipo e posizione connessioni / *Connections type and position*

A-26

Rotazione / *Rotation*: **D** **S**

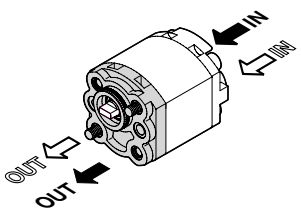

G05

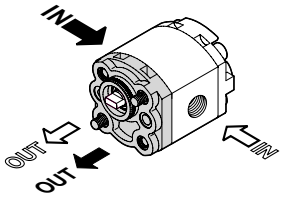

G02 - N02
T02 - U02

Minicentralina
Power-pack

MC 32

POMPE GRUPPO
PUMPS GROUP **1**

Dimensioni / *Dimensions*

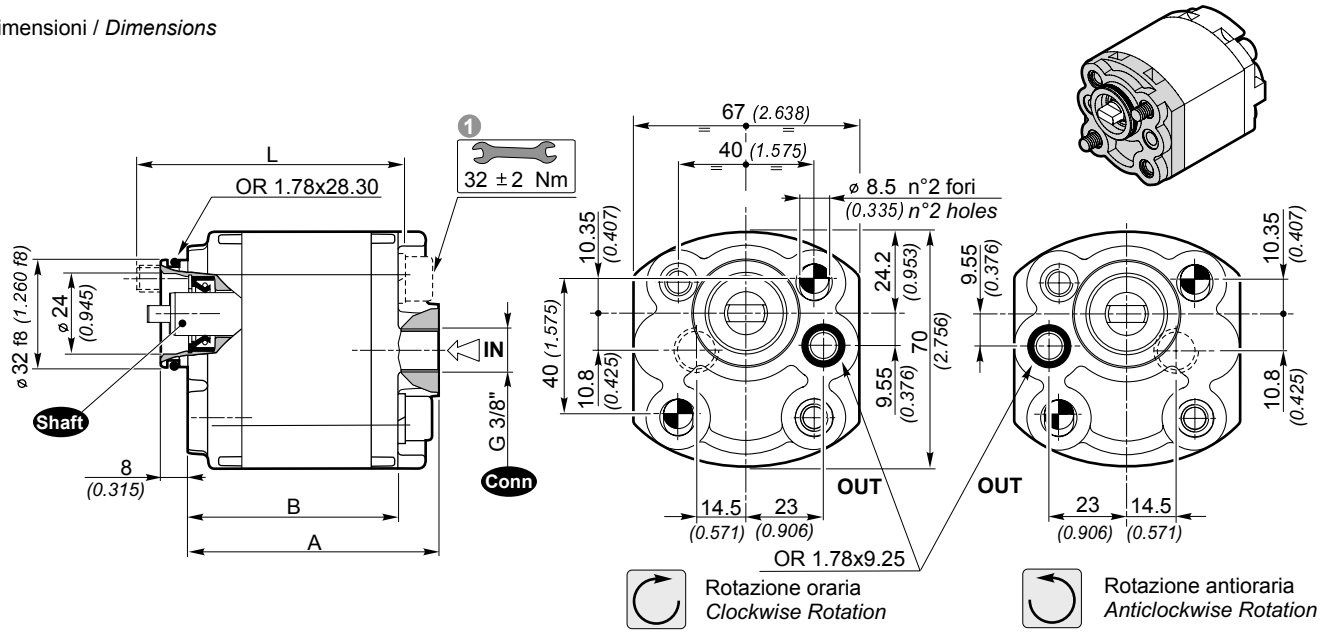

Shaft Alberi disponibili / *Available shafts*

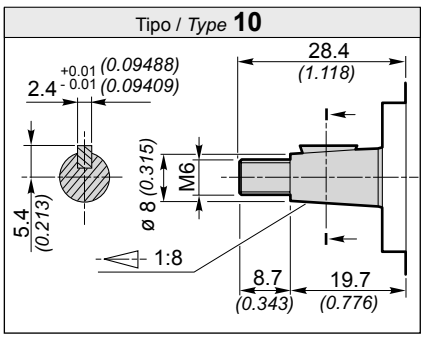

Coppia **18 Nm** / *Torque **13.3 ft·lbs***

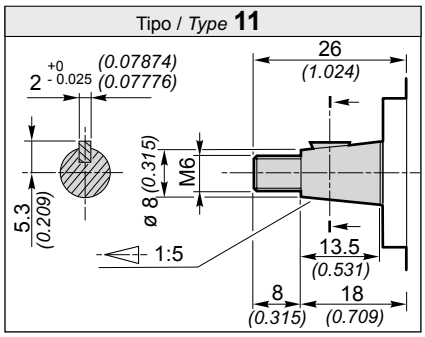

Coppia **18 Nm** / *Torque **13.3 ft·lbs***

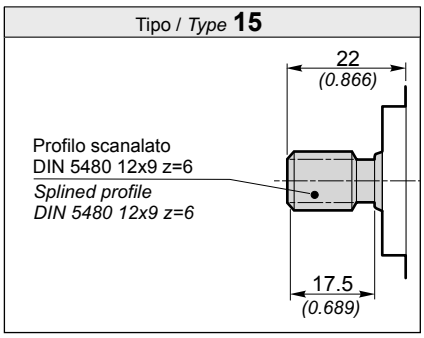

Coppia **30 Nm** / *Torque **22.1 ft·lbs***

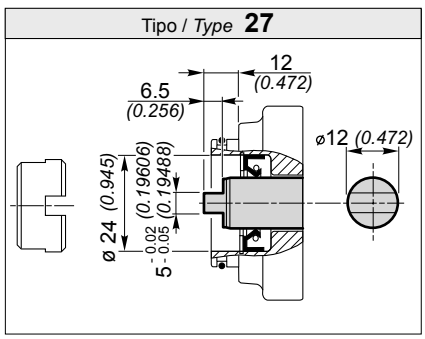

Coppia **12 Nm** / *Torque **8.9 ft·lbs***

1 Coppia di serraggio viti: 32 ± 2Nm. Utilizzare viti classe 10.9 - 12.9 UNI EN 20898/1.
Il Kit di viti per il fissaggio della pompa è da ordinare separatamente.
Codice di ordinazione del Kit di fissaggio:

1 *Tightening torque of screws: 283 ± 18 lb-in. Use screws type 10.9 - 12.9 UNI EN 20898/1.*
The screws kit for the pump assembling should be ordered separately.
Ordering code of assembling Kit:

0019W + Lunghezza **L** (vedi tabella)
*+ Lenght **L** (see table)*

Il fissaggio della pompa può essere affettuato con 2 viti prigioniere in materiale classe 10.9 - 12.9 preserrate a 25 ± 2Nm.
Fissare la pompa mediante dadi autobloccanti con coppia di serraggio 32 ± 2Nm.

The assembling of the pump should be effected by 2 screw studs type 10.9 - 12.9 pre-tighten at 221 ± 18 lb-in.
Fix the pump by self-locking nuts with tightening torque 283 ± 18 lb-in.

Il senso di rotazione della pompa deve essere richiesto in fase di ordinazione perchè questo tipo di intervento deve necessariamente essere eseguito in fabbrica.

The rotation direction shall be specified while issuing the order because this kind of operation must necessarily be carried out at our premises.

POMPE GRUPPO / PUMPS GROUP 1 — E 32 BX

(Fissaggio da minicentralina)
(Power-pack fixing)

Dati tecnici / *Technical data*

Grandezza *Size*	Cilindrata *Displacement* [cm³/rev] (in³/rev)	Pressione max. d'esercizio *Max. working pressure* P1 [bar] (PSI)	P2 [bar] (PSI)	P3 [bar] (PSI)	Velocità max. *Max. speed* [g/min] (rpm)	Portata max. *Max. flow* [lt/min] (Gal/min)	Velocità min. Min. speed [[g/min] (rpm)	Portata min. Min. flow [lt/min] (Gal/min)	Dimensioni *Dimensions* A [mm] (inch)	B [mm] (inch)	C [mm] (inch)	L (1) [mm] (inch)	Massa *Mass* [Kg] (lbs)	Rendimento volumetrico min. *Min. volumetric efficiency* %
1SP A0.9	**0.89** (0.05)	210 (3045)	240 (3480)	260 (3770)	6000	5.3 (1.40)	600	0.49 (0.13)	73.6 (2.898)	34.8 (1.370)	61.6 (2.425)	80 (3.150)	0.91 (2.01)	92*
1SP A1.2	**1.18** (0.07)	210 (3045)	240 (3480)	260 (3770)	6000	7.1 (1.88)	600	0.65 (0.17)	74.7 (2.941)	35.35 (1.392)	62.7 (2.469)	80 (3.150)	0.93 (2.05)	
1SP A1.6	**1.6** (0.10)	210 (3045)	240 (3480)	260 (3770)	6000	9.6 (2.54)	400	0.61 (0.16)	76.4 (3.008)	36.2 (1.425)	64.4 (2.535)	80 (3.150)	0.95 (2.09)	95*
1SP A2.0	**2.0** (0.12)	210 (3045)	240 (3480)	260 (3770)	5500	11 (2.91)	400	0.76 (0.20)	77.9 (3.067)	36.95 (1.455)	65.9 (2.594)	80 (3.150)	0.97 (2.14)	
1SP A2.5	**2.5** (0.15)	210 (3045)	240 (3480)	260 (3770)	5000	12.5 (3.30)	400	0.95 (0.25)	79.9 (3.146)	37.95 (1.494)	67.9 (2.673)	85 (3.346)	1.00 (2.21)	
1SP A3.2	**3.2** (0.20)	200 (2900)	230 (3335)	250 (3625)	4500	14.4 (3.80)	400	1.21 (0.32)	82.6 (3.252)	39.3 (1.547)	70.6 (2.780)	85 (3.346)	1.04 (2.29)	
1SP A3.7	**3.7** (0.23)	200 (2900)	230 (3335)	250 (3625)	4000	14.8 (3.91)	400	1.40 (0.37)	84.6 (3.331)	40.3 (1.587)	72.6 (2.858)	90 (3.543)	1.07 (2.36)	
1SP A4.2	**4.2** (0.26)	180 (2610)	210 (3045)	230 (3335)	3500	14.7 (3.88)	400	1.60 (0.42)	86.5 (3.406)	41.25 (1.624)	74.5 (2.933)	90 (3.543)	1.10 (2.43)	
1SP A5.0	**5.0** (0.31)	180 (2610)	210 (3045)	230 (3335)	3000	15 (3.96)	400	1.90 (0.50)	89.6 (3.528)	42.8 (1.685)	77.6 (3.055)	95 (3.740)	1.14 (2.51)	
1SP A6.3	**6.3** (0.38)	170 (2465)	190 (2755)	210 (3045)	2700	17 (4.49)	400	2.39 (0.63)	94.7 (3.728)	45.35 (1.785)	82.7 (3.256)	100 (3.937)	1.22 (2.69)	
1SP A7.8	**7.76** (0.47)	170 (2465)	190 (2755)	210 (3045)	2500	19.4 (5.13)	400	2.95 (0.78)	100.4 (3.953)	48.2 (1.898)	88.4 (3.480)	105 (4.134)	1.30 (2.87)	
1SP A9.8	**9.78** (0.60)	150 (2175)	170 (2465)	190 (2755)	2000	19.6 (5.18)	400	3.71 (0.98)	108.3 (4.264)	52.15 (2.053)	96.3 (3.791)	115 (4.528)	1.41 (3.11)	

* (Valori rilevati in fase di collaudo a 1500 giri/min / *Value collected during the testing at 1500 rpm)*

Esempio di ordinazione in codice / *Example of ordering code*

1SP	A	3.7	D	E32 BX	-	17	GG	0	(VT)

1SP	Tipo pompa / *Pump type*	vedi tabella / *see table*
A	Materiale flangia e coperchio / *Flange and cover material*	**A** = Alluminio */ Aluminium*
3.7	Cilindrata / *Displacement*	vedi tabella / *see table*
D	Rotazione destra / *Clockwise rotation*	**D =** Rotazione destra / *Clockwise rotation* **S =** Rotazione sinistra / *Anticlockwise rotation*
E 32 BX	Tipo flangia / *Flange type*	**E 32 BX**
—		
17	Tipo albero / *Shaft type*	**17 - M32**
GG	Tipo connessioni / *Connections type*	**GG - NN - TT - UU - NG - TG - UG**
0	Posizione connessioni / *Connections positions*	**0 - 1 - 3 - 4**
(VT)	Opzioni / *Optional*	**(VT)** Guarnizione in Viton (a richiesta) *Viton seals (optional)* **VLP-I (N)** Valvola limitatrice di pressione (pag. A-27) *Pressure relief valve (page A-27)*

Conn Connessioni / *Connections*

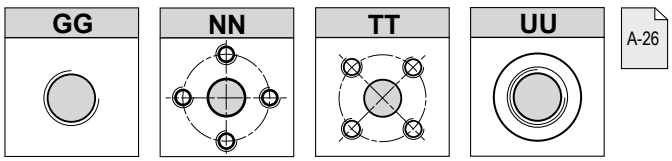

A-26

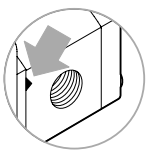

Il segno sul corpo indica il **lato aspirazione** per le pompe.
*The sign on the body identify the **suction side** for the pumps.*

Posizione delle connessioni / *Connection positions*

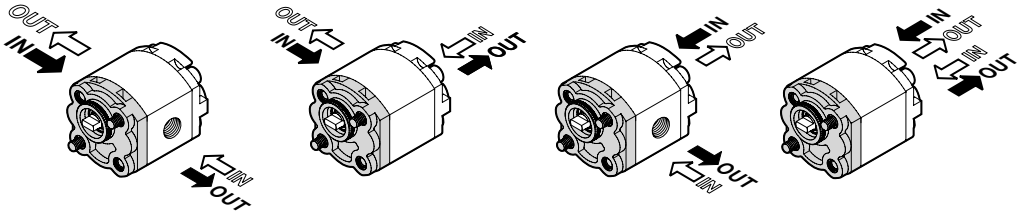

0	1	3	4
(GG - NN - TT - UU)	(GG - NG - TG - UG)	(GG - NG - TG - UG)	(GG)

Rotazione / *Rotation*	
D	**S**

(Fissaggio da minicentralina)
(Power-pack fixing)

E 32 BX

POMPE GRUPPO / ***PUMPS GROUP*** **1**

Dimensioni / *Dimensions*

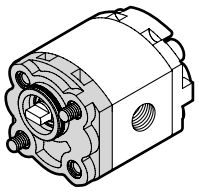

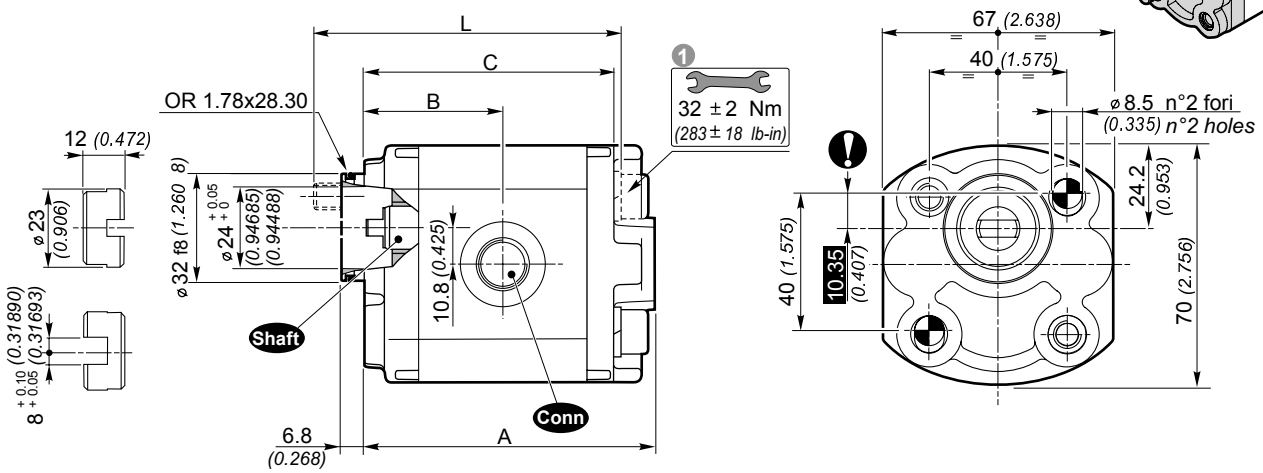

Shaft Alberi disponibili / *Available shafts*

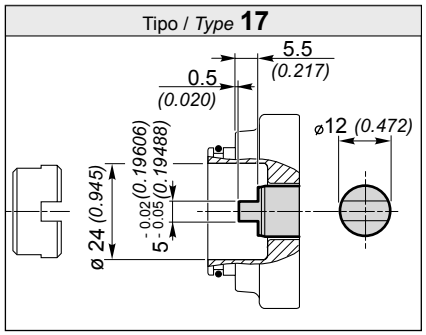

Coppia **12 Nm** / *Torque **8.9 ft·lbs***

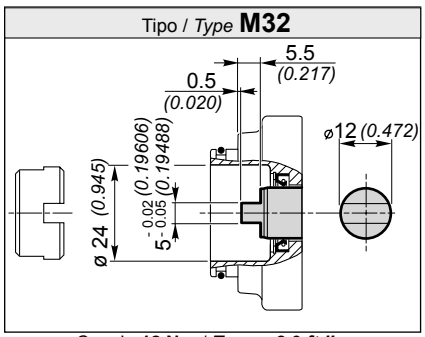

Coppia **12 Nm** / *Torque **8.9 ft·lbs***

1
Coppia di serraggio viti: 32 ± 2Nm. Utilizzare viti classe 10.9 - 12.9 UNI EN 20898/1.
Il Kit di viti per il fissaggio della pompa è da ordinare separatamente.
Codice di ordinazione del Kit di fissaggio:

1
Tightening torque of screws: 283 ± 18 lb-in. Use screws type 10.9 - 12.9 UNI EN 20898/1.
The screws kit for the pump assembling should be ordered separately.
Ordering code of assembling Kit:

0019W + Lunghezza **L** (vedi tabella)
+ *Lenght **L** (see table)*

Il fissaggio della pompa può essere affettuato con 2 viti prigioniere in materiale classe 10.9 - 12.9 preserrate a 25 ± 2Nm.
Fissare la pompa mediante dadi autobloccanti con coppia di serraggio 32 ± 2Nm.

The assembling of the pump should be effected with 2 screw studs type 10.9 - 12.9 pre-tighten at 221 ± 18 lb-in.
Fix the pump by self-locking nuts with tightening torque 283 ± 18 lb-in.

POMPE GRUPPO 1 / PUMPS GROUP 1 — E 32 CX

Dati tecnici / *Technical data*

Grandezza *Size*	Cilindrata *Displacement* [cm³/rev] (in³/rev)	Pressione max. d'esercizio *Max. working pressure* P1 [bar] (PSI)	P2 [bar] (PSI)	P3 [bar] (PSI)	Velocità max. *Max. speed* [g/min] (rpm)	Portata max. *Max. flow* [lt/min] (Gal/min)	Velocità min. Min. speed [g/min] (rpm)	Portata min. Min. flow [lt/min] (Gal/min)	Dimensioni *Dimensions* A [mm] (inch)	B [mm] (inch)	C [mm] (inch)	L (1) [mm] (inch)	Massa *Mass* [Kg] (lbs)	Rendimento volumetrico min. *Min. volumetric efficiency* %
1SP A0.9	**0.89** (0.05)	210 (3045)	240 (3480)	260 (3770)	6000	5.3 (1.40)	600	0.49 (0.13)	73.6 (2.898)	34.8 (1.370)	61.6 (2.425)	80 (3.150)	0.91 (2.01)	92*
1SP A1.2	**1.18** (0.07)	210 (3045)	240 (3480)	260 (3770)	6000	7.1 (1.88)	600	0.65 (0.17)	74.7 (2.941)	35.35 (1.392)	62.7 (2.469)	80 (3.150)	0.93 (2.05)	
1SP A1.6	**1.6** (0.10)	210 (3045)	240 (3480)	260 (3770)	6000	9.6 (2.54)	400	0.61 (0.16)	76.4 (3.008)	36.2 (1.425)	64.4 (2.535)	80 (3.150)	0.95 (2.09)	95*
1SP A2.0	**2.0** (0.12)	210 (3045)	240 (3480)	260 (3770)	5500	11 (2.91)	400	0.76 (0.20)	77.9 (3.067)	36.95 (1.455)	65.9 (2.594)	80 (3.150)	0.97 (2.14)	
1SP A2.5	**2.5** (0.15)	210 (3045)	240 (3480)	260 (3770)	5000	12.5 (3.30)	400	0.95 (0.25)	79.9 (3.146)	37.95 (1.494)	67.9 (2.673)	85 (3.346)	1.00 (2.21)	
1SP A3.2	**3.2** (0.20)	200 (2900)	230 (3335)	250 (3625)	4500	14.4 (3.80)	400	1.21 (0.32)	82.6 (3.252)	39.3 (1.547)	70.6 (2.780)	85 (3.346)	1.04 (2.29)	
1SP A3.7	**3.7** (0.23)	200 (2900)	230 (3335)	250 (3625)	4000	14.8 (3.91)	400	1.40 (0.37)	84.6 (3.331)	40.3 (1.587)	72.6 (2.858)	90 (3.543)	1.07 (2.36)	
1SP A4.2	**4.2** (0.26)	180 (2610)	210 (3045)	230 (3335)	3500	14.7 (3.88)	400	1.60 (0.42)	86.5 (3.406)	41.25 (1.624)	74.5 (2.933)	90 (3.543)	1.10 (2.43)	
1SP A5.0	**5.0** (0.31)	180 (2610)	210 (3045)	230 (3335)	3000	15 (3.96)	400	1.90 (0.50)	89.6 (3.528)	42.8 (1.685)	77.6 (3.055)	95 (3.740)	1.14 (2.51)	
1SP A6.3	**6.3** (0.38)	170 (2465)	190 (2755)	210 (3045)	2700	17 (4.49)	400	2.39 (0.63)	94.7 (3.728)	45.35 (1.785)	82.7 (3.256)	100 (3.937)	1.22 (2.69)	
1SP A7.8	**7.76** (0.47)	170 (2465)	190 (2755)	210 (3045)	2500	19.4 (5.13)	400	2.95 (0.78)	100.4 (3.953)	48.2 (1.898)	88.4 (3.480)	105 (4.134)	1.30 (2.87)	
1SP A9.8	**9.78** (0.60)	150 (2175)	170 (2465)	190 (2755)	2000	19.6 (5.18)	400	3.71 (0.98)	108.3 (4.264)	52.15 (2.053)	96.3 (3.791)	115 (4.528)	1.41 (3.11)	

* (Valori rilevati in fase di collaudo a 1500 giri/min / *Value collected during the testing at 1500 rpm)*

Esempio di ordinazione in codice / *Example of ordering code*

1SP	A	3.7	D	E32 CX	-	17	GG	0	(VT)

1SP	Tipo pompa / *Pump type*	vedi tabella / *see table*
A	Materiale flangia e coperchio / *Flange and cover material*	**A** = Alluminio / *Aluminium*
3.7	Cilindrata / *Displacement*	vedi tabella / *see table*
D	Rotazione destra / *Clockwise rotation*	**D =** Rotazione destra / *Clockwise rotation* **S =** Rotazione sinistra / *Anticlockwise rotation*
E 32 CX	Tipo flangia / *Flange type*	**E 32 CX**
—		
17	Tipo albero / *Shaft type*	**17 - M32**
GG	Tipo connessioni / *Connections type*	**GG - NN - TT - UU - NG - TG - UG**
0	Posizione connessioni / *Connections positions*	**0 - 1 - 3 - 4**
(VT)	Opzioni / *Optional*	**(VT)** Guarnizione in Viton (a richiesta) *Viton seals (optional)* **VLP-I (N)** Valvola limitatrice di pressione (pag. A-27) *Pressure relief valve (page A-27)*

Conn Connessioni / *Connections*

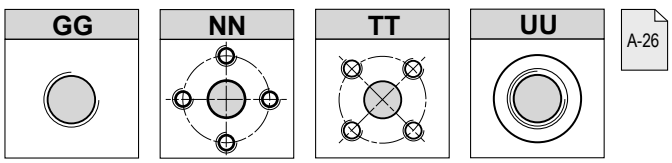



Il segno sul corpo indica il **lato aspirazione** per le pompe.
*The sign on the body identify the **suction side** for the pumps.*

Posizione delle connessioni / *Connection positions*

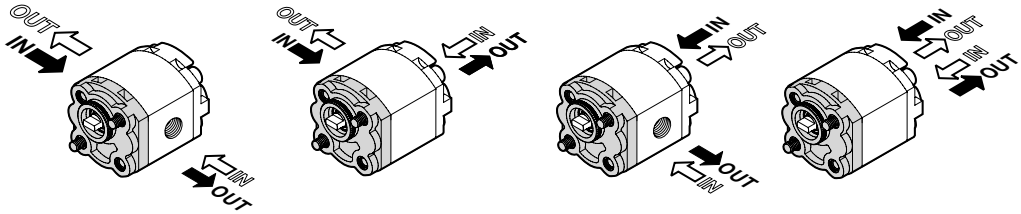

0	1	3	4
(GG - NN - TT - UU)	(GG - NG - TG - UG)	(GG - NG - TG - UG)	(GG)

Rotazione / *Rotation*	
D	S

E 32 CX

POMPE GRUPPO / *PUMPS GROUP* 1

Dimensioni / *Dimensions*

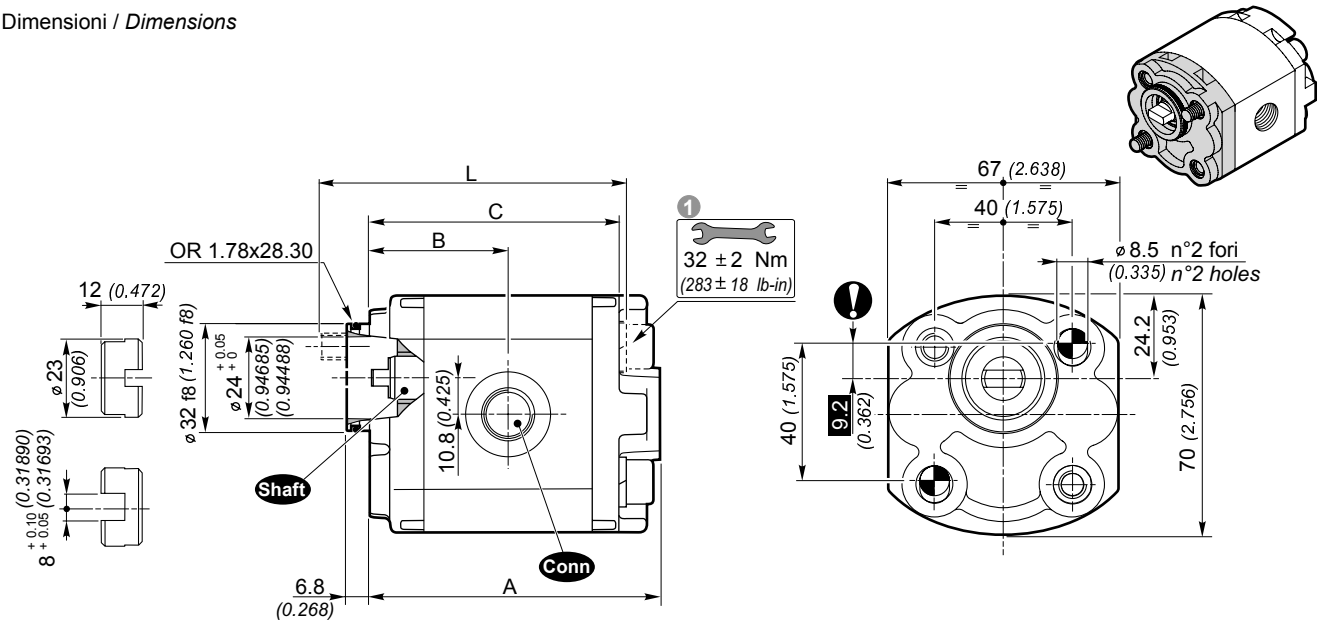

Shaft Alberi disponibili / *Available shafts*

Tipo / *Type* **17**

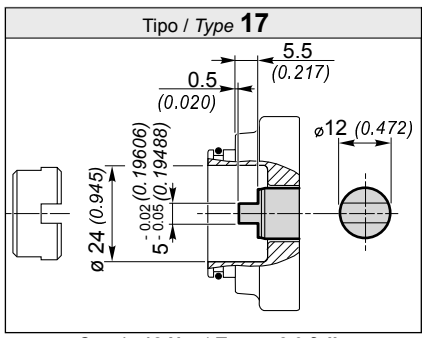

Coppia **12 Nm** / *Torque* ***8.9 ft·lbs***

Tipo / *Type* **M32**

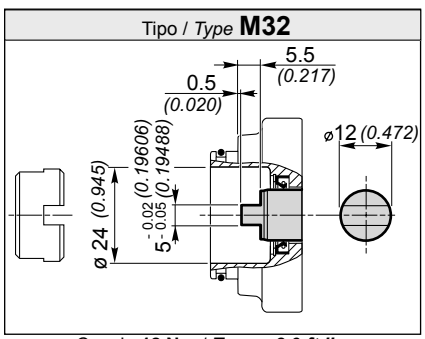

Coppia **12 Nm** / *Torque* ***8.9 ft·lbs***

1

Coppia di serraggio viti: 32 ± 2Nm. Utilizzare viti classe 10.9 - 12.9 UNI EN 20898/1.
Il Kit di viti per il fissaggio della pompa è da ordinare separatamente.
Codice di ordinazione del Kit di fissaggio:

1

Tightening torque of screws: 283 ± 18 lb-in. Use screws type 10.9 - 12.9 UNI EN 20898/1.
The screws kit for the pump assembling should be ordered separately.
Ordering code of assembling Kit:

0019W + Lunghezza **L** (vedi tabella)
*+ Lenght **L** (see table)*

Il fissaggio della pompa può essere affettuato con 2 viti prigioniere in materiale classe 10.9 - 12.9 preserrate a 25 ± 2Nm.
Fissare la pompa mediante dadi autobloccanti con coppia di serraggio 32 ± 2Nm.

The assembling of the pump should be effected with 2 screw studs type 10.9 - 12.9 pre-tighten at 221 ± 18 lb-in.
Fix the pump by self-locking nuts with tightening torque 283 ± 18 lb-in.

POMPE GRUPPO / *PUMPS GROUP* 1

CONNESSIONI / *CONNECTIONS*

NN

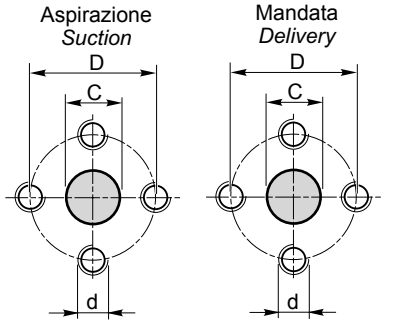

Grand./ *Size* 0.9 ÷ 2.0		
C	**D**	**d**
10 *(0.394)*	26 *(1.024)*	M5

Grand./ *Size* 2.5 ÷ 9.8		
C	**D**	**d**
13 *(0.512)*	30 *(1.181)*	M6

GG

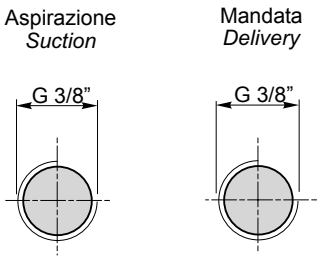

TT

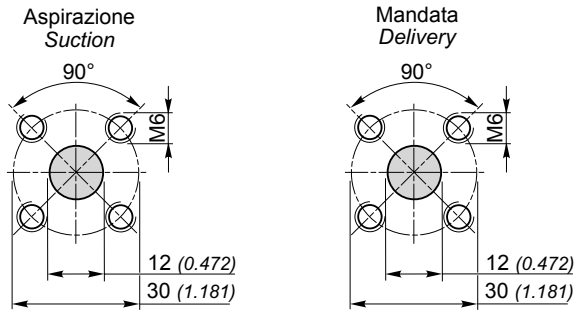

UU

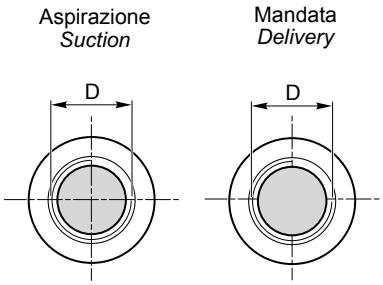

Grand./ *Size* 0.9 ÷ 2.0
D
9/16 - 18UNF

Grand./ *Size* 2.5 ÷ 9.8
D
3/4 - 16UNF

GG4

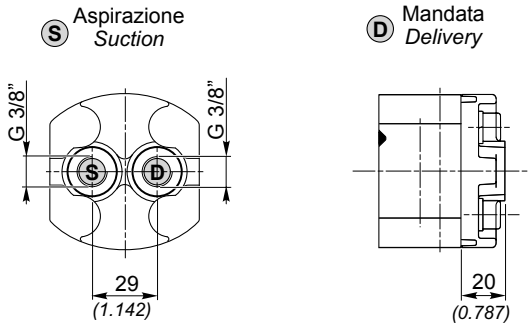

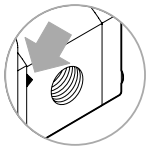

Il segno sul corpo indica il **lato aspirazione** per le pompe.
*The sign on the body identify the **suction side** for the pumps.*

Posizione delle connessioni / *Connections positions*

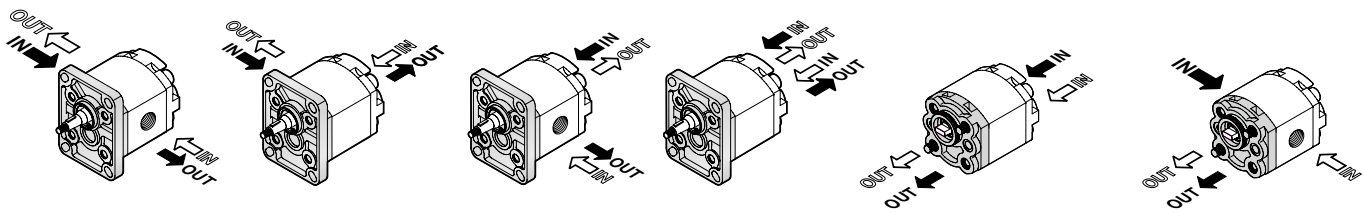

0	1	3	4

Per versioni / *For versions*
Standard - SAE AA - E32 BX - E32 CX

G05

G02 - N02 T02 - U02

Solo per / *Only for* **MC 32**

Rotazione / *Rotation*	
D	**S**

POMPE GRUPPO 2 / PUMPS GROUP 2 — Standard

Flangia e coperchio in Alluminio
Flange and cover in Aluminium

Dati tecnici / *Technical data*

Grandezza *Size*	Cilindrata *Displacement* [cm³/rev] (in³/rev)	Pressione max. d'esercizio *Max. working pressure* P1 [bar] (PSI)	P2 [bar] (PSI)	P3 [bar] (PSI)	Velocità max. *Max. speed* [g/min] (rpm)	Portata max. *Max. flow* [lt/min] (Gal/min)	Velocità min. Min. speed [g/min] (rpm)	Portata min. Min. flow [lt/min] (Gal/min)	Dimensioni *Dimensions* A [mm] (inch)	B [mm] (inch)	Massa *Mass* [Kg] (lbs)	Rendimento volumetrico min. *Min. volumetric efficiency* %
2SP A4	**4** (0.24)	250 (3625)	270 (3915)	290 (4205)	4000	16 (4.23)	500	1.9 (0.50)	44.4 (1.748)	93 (3.661)	2.30 (5.07)	95*
2SP A6	**6** (0.37)	250 (3625)	270 (3915)	290 (4205)	4000	24 (6.34)	500	2.85 (0.75)	46 (1.811)	96.3 (3.791)	2.45 (5.40)	
2SP A8	**8.5** (0.52)	250 (3625)	270 (3915)	290 (4205)	3500	29.7 (7.85)	500	4.03 (1.06)	48.1 (1.894)	100.5 (3.957)	2.60 (5.73)	
2SP A11	**11** (0.67)	250 (3625)	270 (3915)	290 (4205)	3500	38.5 (10.17)	500	5.22 (1.38)	50.2 (1.976)	104.6 (4.118)	2.70 (5.95)	
2SP A14	**14** (0.85)	250 (3625)	270 (3915)	290 (4205)	3500	49 (12.95)	500	6.65 (1.76)	52.7 (2.075)	109.6 (4.315)	2.80 (6.17)	
2SP A16	**16.5** (1.01)	230 (3335)	240 (3480)	250 (3625)	3500	57.7 (15.24)	500	7.83 (2.07)	54.8 (2.157)	113.8 (4.480)	2.95 (6.51)	
2SP A19	**19.5** (1.19)	210 (3045)	220 (3190)	230 (3335)	3300	64.3 (16.99)	500	9.26 (2.45)	57.3 (2.256)	118.8 (4.677)	3.10 (6.84)	
2SP A22	**22.5** (1.37)	190 (2755)	200 (2900)	210 (3045)	2800	63 (16.64)	500	10.68 (2.82)	59.8 (2.354)	123.8 (4.874)	3.25 (7.17)	
2SP A26	**26** (1.59)	170 (2465)	180 (2610)	190 (2755)	2500	65 (17.17)	500	12.35 (3.26)	62.7 (2.469)	129.6 (5.102)	3.40 (7.50)	

* (Valori rilevati in fase di collaudo a 1500 giri/min / *Value collected during the testing at 1500 rpm)*

Esempio di ordinazione in codice / *Example of ordering code*

2SP	A	14	D		(H)	-	10	G	(VT)

2SP	Tipo pompa / *Pump type*	vedi tabella / *see table*
A	Flangia e coperchio / *Flange and cover*	**A** = Alluminio / *Aluminium*
14	Cilindrata / *Displacement*	vedi tabella / *see table*
D	Rotazione destra / *Clockwise rotation*	**D =** Rotazione destra / *Clockwise rotation* **S =** Rotazione sinistra / *Anticlockwise rotation*
— (1)	Tipo flangia / *Flange type*	
(H)	Anello di rinforzo per piccola pressione in aspirazione *Stiffening seal for low suction pressure*	(a richiesta / *optional)*
—		
10	Tipo albero / *Shaft type*	**10 - 11 - 12 - 13 - 14 - 15 - 16**
G	Tipo connessioni / *Connections type*	**G - N - T - M - U - W - F**
(VT)	Opzioni / *Optional*	**(VT)** Guarnizione in Viton (a richiesta) *Viton seals (optional)* **VLP-I (N) - VLP-E (N)** Valvola limitatrice di pressione (pag. A-49) *Pressure relief valve (page A-49)*

(1) Non è necessario indicare la flangia STANDARD / *It is not necessary indicate STANDARD flange*

Conn Connessioni / *Connections*

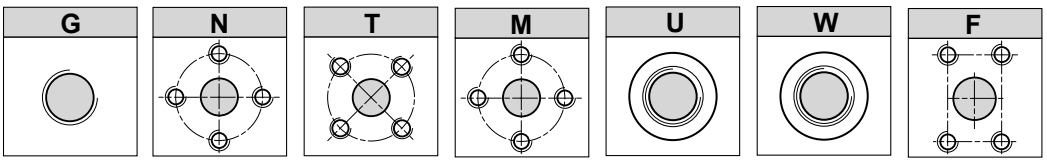

A-48

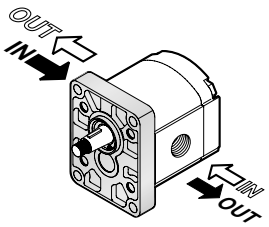

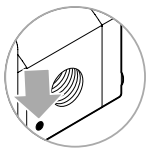

Il segno sul corpo indica il **lato aspirazione** per le pompe.
*The sign on the body identify the **suction side** for the pumps.*

Rotazione / *Rotation*	
D	**S**

Flangia e coperchio in Alluminio
Flange and cover in Aluminium

Standard

POMPE GRUPPO / ***PUMPS GROUP*** **2**

Dimensioni / *Dimensions*

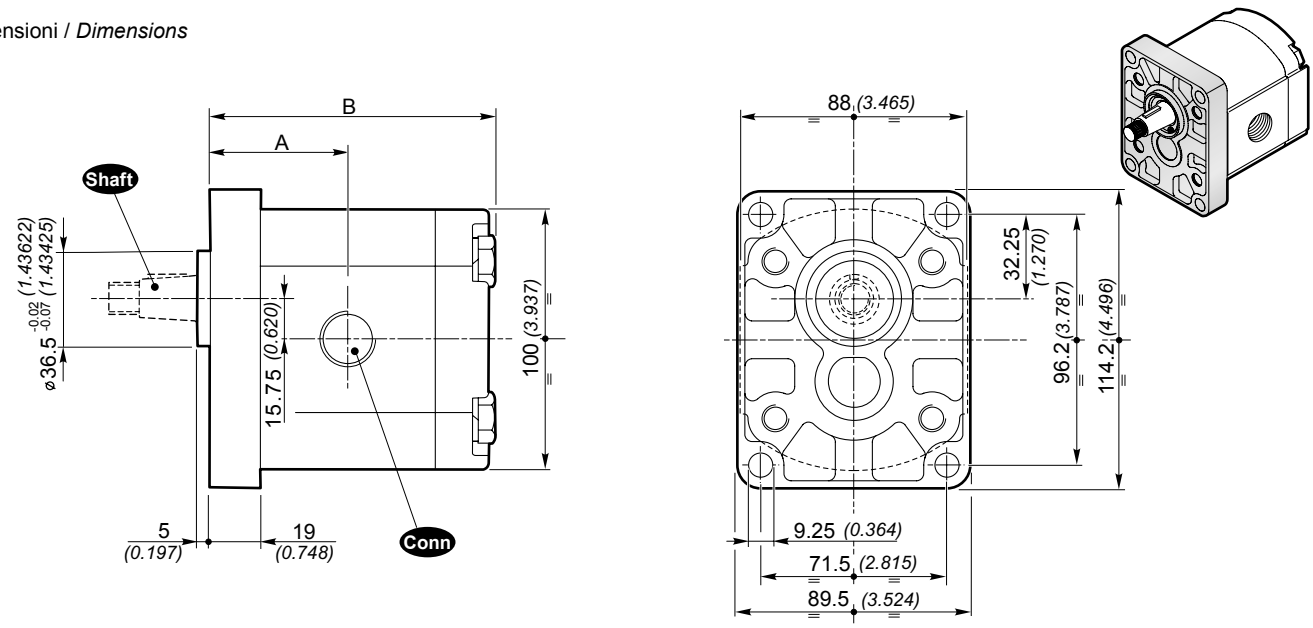

Shaft Alberi disponibili / *Available shafts*

Tipo / *Type* **10**

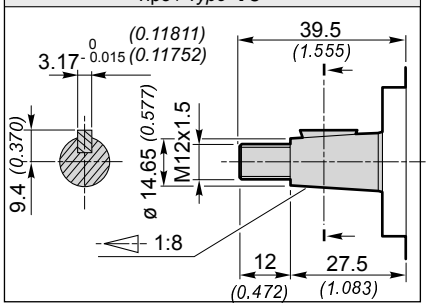

Coppia **98 Nm** / *Torque* ***72.3 ft·lbs***

Tipo / *Type* **11**

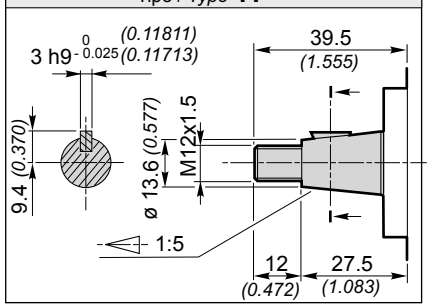

Coppia **98 Nm** / *Torque* ***72.3 ft·lbs***

Tipo / *Type* **12**

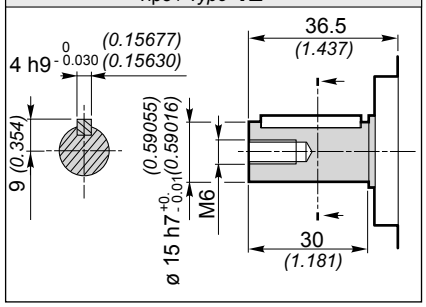

Coppia **98 Nm** / *Torque* ***72.3 ft·lbs***

Tipo / *Type* **13**

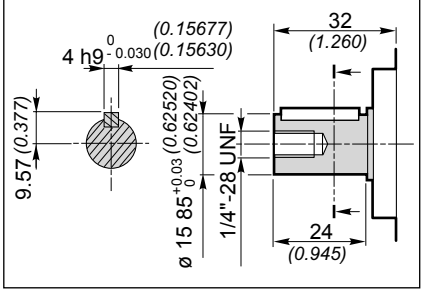

Coppia **98 Nm** / *Torque* ***72.3 ft·lbs***

Tipo / *Type* **14**

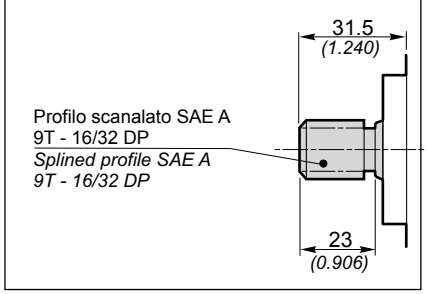

Coppia **98 Nm** / *Torque* ***72.3 ft·lbs***

Tipo / *Type* **15**

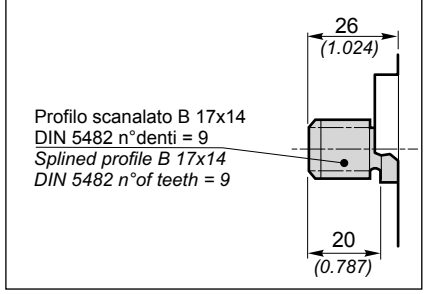

Coppia **98 Nm** / *Torque* ***72.3 ft·lbs***

Tipo / *Type* **16**

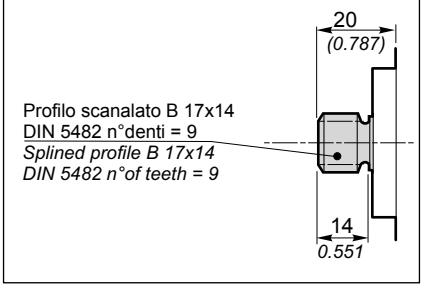

Coppia **98 Nm** / *Torque* ***72.3 ft·lbs***

POMPE GRUPPO 2 / PUMPS GROUP 2 — Standard

Flangia e coperchio in Ghisa
Flange and cover in Cast iron

Dati tecnici / *Technical data*

Grandezza *Size*	Cilindrata *Displacement* [cm³/rev] (in³/rev)	Pressione max. d'esercizio *Max. working pressure* P1 [bar] (PSI)	P2 [bar] (PSI)	P3 [bar] (PSI)	Velocità max. *Max. speed* [g/min] (rpm)	Portata max. *Max. flow* [lt/min] (Gal/min)	Velocità min. Min. speed [g/min] (rpm)	Portata min. Min. flow [lt/min] (Gal/min)	Dimensioni *Dimensions* A [mm] (inch)	B [mm] (inch)	Massa *Mass* [Kg] (lbs)	Rendimento volumetrico min. *Min. volumetric efficiency* %
2SP G4	**4** (0.24)	280 (4060)	300 (4350)	320 (4640)	4000	16 (4.23)	500	1.9 (0.50)	44.4 (1.748)	93 (3.661)	3.40 (7.50)	95*
2SP G6	**6** (0.37)	280 (4060)	300 (4350)	320 (4640)	4000	24 (6.34)	500	2.85 (0.75)	46 (1.811)	96.3 (3.791)	3.55 (7.83)	
2SP G8	**8.5** (0.52)	280 (4060)	300 (4350)	320 (4640)	3500	29.7 (7.85)	500	4.03 (1.06)	48.1 (1.894)	100.5 (3.957)	3.70 (8.16)	
2SP G11	**11** (0.67)	280 (4060)	300 (4350)	320 (4640)	3500	38.5 (10.17)	500	5.22 (1.38)	50.2 (1.976)	104.6 (4.118)	3.80 (8.38)	
2SP G14	**14** (0.85)	270 (3915)	280 (4060)	290 (4205)	3500	49 (12.95)	500	6.65 (1.76)	52.7 (2.075)	109.6 (4.315)	3.90 (8.60)	
2SP G16	**16.5** (1.01)	230 (3335)	240 (3480)	250 (3625)	3500	57.7 (15.24)	500	7.83 (2.07)	54.8 (2.157)	113.8 (4.480)	4.05 (8.93)	
2SP G19	**19.5** (1.19)	210 (3045)	220 (3190)	230 (3335)	3300	64.3 (16.99)	500	9.26 (2.45)	57.3 (2.256)	118.8 (4.677)	4.20 (9.26)	
2SP G22	**22.5** (1.37)	190 (2755)	200 (2900)	210 (3045)	2800	63 (16.64)	500	10.68 (2.82)	59.8 (2.354)	123.8 (4.874)	4.35 (9.59)	
2SP G26	**26** (1.59)	170 (2465)	180 (2610)	190 (2755)	2500	65 (17.17)	500	12.35 (3.26)	62.7 (2.469)	129.6 (5.102)	4.50 (9.92)	

* (Valori rilevati in fase di collaudo a 1500 giri/min / *Value collected during the testing at 1500 rpm)*

Esempio di ordinazione in codice / *Example of ordering code*

2SP	G	14	D		(H)	-	10	G	(VT)

2SP	Tipo pompa / *Pump type*	vedi tabella / *see table*
G	Flangia e coperchio / *Flange and cover*	**G** = Ghisa */ Cast iron*
14	Cilindrata / *Displacement*	vedi tabella / *see table*
D	Rotazione destra / *Clockwise rotation*	**D =** Rotazione destra / *Clockwise rotation* **S =** Rotazione sinistra / *Anticlockwise rotation*
— [1]	Tipo flangia / *Flange type*	
(H)	Anello di rinforzo per piccola pressione in aspirazione *Stiffening seal for low suction pressure*	(a richiesta / *(optional)*
—		
10	Tipo albero / *Shaft type*	**10 - 11 - 12 - 13 - 14 - 15 - 16**
G	Tipo connessioni / *Connections type*	**G - N - T - M - U - W - F**
(VT)	Opzioni / *Optional*	**(VT)** Guarnizione in Viton (a richiesta) *Viton seals (optional)* **VLP-I (N) - VLP-E (N)** Valvola limitatrice di pressione (pag. A-49) *Pressure relief valve (page A-49)*

[1] Non è necessario indicare la flangia STANDARD / *It is not necessary indicate STANDARD flange*

Conn Connessioni / *Connections*

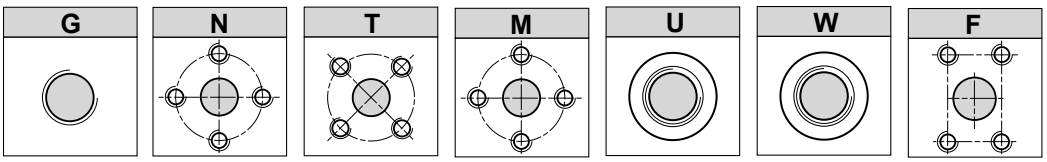

A-48

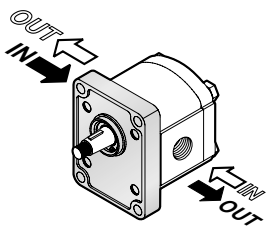



Il segno sul corpo indica il **lato aspirazione** per le pompe.
*The sign on the body identify the **suction side** for the pumps.*

Rotazione / *Rotation*	
D	**S**

Flangia e coperchio in Ghisa
Flange and cover in Cast iron

Standard

POMPE GRUPPO 2
PUMPS GROUP

Dimensioni / *Dimensions*

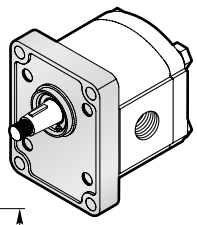

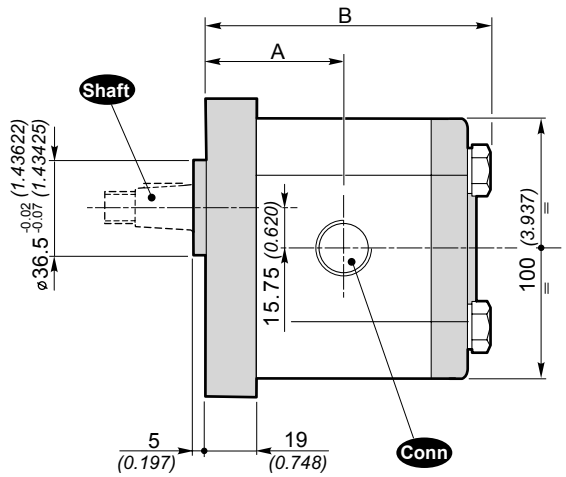

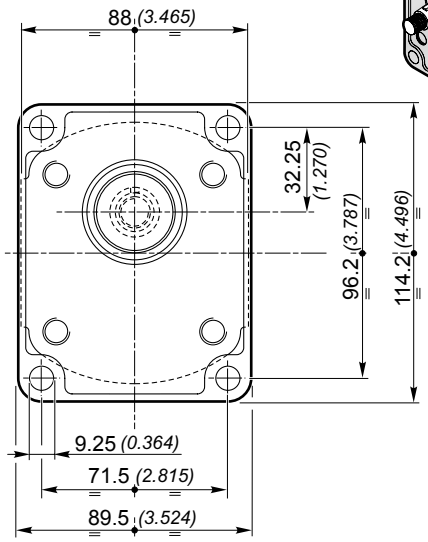

Shaft Alberi disponibili / *Available shafts*

Tipo / *Type* **10**

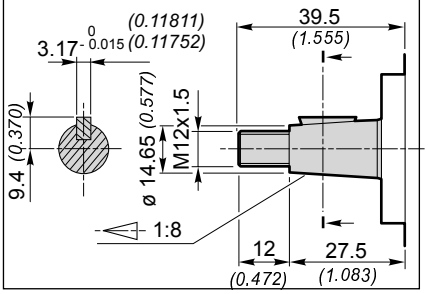

Coppia **98 Nm** / *Torque* ***72.3 ft·lbs***

Tipo / *Type* **11**

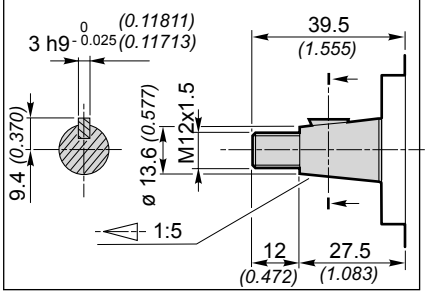

Coppia **98 Nm** / *Torque* ***72.3 ft·lbs***

Tipo / *Type* **12**

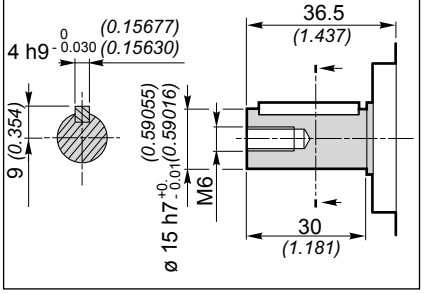

Coppia **98 Nm** / *Torque* ***72.3 ft·lbs***

Tipo / *Type* **13**

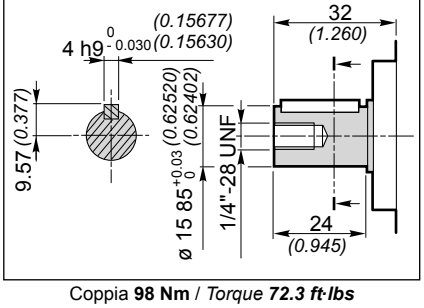

Coppia **98 Nm** / *Torque* ***72.3 ft·lbs***

Tipo / *Type* **14**

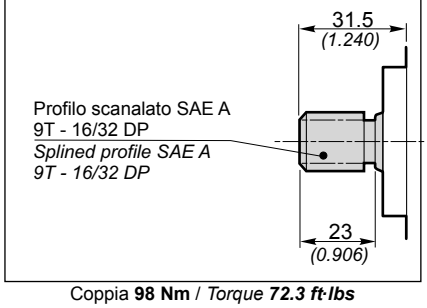

Coppia **98 Nm** / *Torque* ***72.3 ft·lbs***

Tipo / *Type* **15**

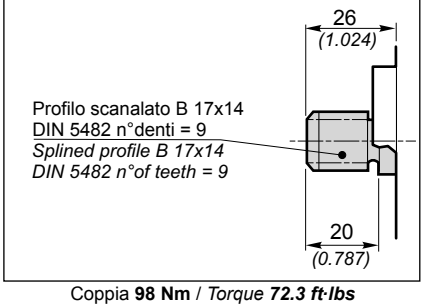

Coppia **98 Nm** / *Torque* ***72.3 ft·lbs***

Tipo / *Type* **16**

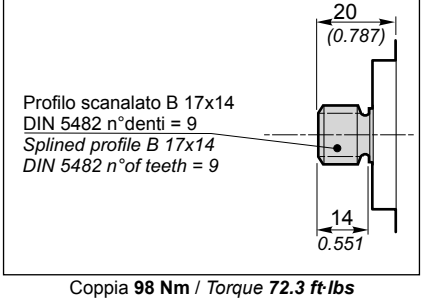

Coppia **98 Nm** / *Torque* ***72.3 ft·lbs***

POMPE GRUPPO / PUMPS GROUP 2 — SAE A , SAE A-OR

Flangia e coperchio in Alluminio
Flange and cover in Aluminium

Dati tecnici / *Technical data*

Grandezza *Size*	Cilindrata *Displacement* [cm³/rev] (in³/rev)	Pressione max. d'esercizio *Max. working pressure* P1 [bar] (PSI)	P2 [bar] (PSI)	P3 [bar] (PSI)	Velocità max. *Max. speed* [g/min] (rpm)	Portata max. *Max. flow* [lt/min] (Gal/min)	Velocità min. Min. speed [g/min] (rpm)	Portata min. Min. flow [lt/min] (Gal/min)	Dimensioni *Dimensions* A [mm] (inch)	B [mm] (inch)	Massa *Mass* [Kg] (lbs)	Rendimento volumetrico min. *Min. volumetric efficiency* %
2SP A4	**4** *(0.24)*	250 *(3625)*	270 *(3915)*	290 *(4205)*	4000	16 *(4.23)*	500	1.9 *(0.50)*	44.4 *(1.748)*	93 *(3.661)*	2.30 *(5.07)*	95*
2SP A6	**6** *(0.37)*	250 *(3625)*	270 *(3915)*	290 *(4205)*	4000	24 *(6.34)*	500	2.85 *(0.75)*	46 *(1.811)*	96.3 *(3.791)*	2.45 *(5.40)*	
2SP A8	**8.5** *(0.52)*	250 *(3625)*	270 *(3915)*	290 *(4205)*	3500	29.7 *(7.85)*	500	4.03 *(1.06)*	48.1 *(1.894)*	100.5 *(3.957)*	2.60 *(5.73)*	
2SP A11	**11** *(0.67)*	250 *(3625)*	270 *(3915)*	290 *(4205)*	3500	38.5 *(10.17)*	500	5.22 *(1.38)*	50.2 *(1.976)*	104.6 *(4.118)*	2.70 *(5.95)*	
2SP A14	**14** *(0.85)*	250 *(3625)*	270 *(3915)*	290 *(4205)*	3500	49 *(12.95)*	500	6.65 *(1.76)*	52.7 *(2.075)*	109.6 *(4.315)*	2.80 *(6.17)*	
2SP A16	**16.5** *(1.01)*	230 *(3335)*	240 *(3480)*	250 *(3625)*	3500	57.7 *(15.24)*	500	7.83 *(2.07)*	54.8 *(2.157)*	113.8 *(4.480)*	2.95 *(6.51)*	
2SP A19	**19.5** *(1.19)*	210 *(3045)*	220 *(3190)*	230 *(3335)*	3300	64.3 *(16.99)*	500	9.26 *(2.45)*	57.3 *(2.256)*	118.8 *(4.677)*	3.10 *(6.84)*	
2SP A22	**22.5** *(1.37)*	190 *(2755)*	200 *(2900)*	210 *(3045)*	2800	63 *(16.64)*	500	10.68 *(2.82)*	59.8 *(2.354)*	123.8 *(4.874)*	3.25 *(7.17)*	
2SP A26	**26** *(1.59)*	170 *(2465)*	180 *(2610)*	190 *(2755)*	2500	65 *(17.17)*	500	12.35 *(3.26)*	62.7 *(2.469)*	129.6 *(5.102)*	3.40 *(7.50)*	

* (Valori rilevati in fase di collaudo a 1500 giri/min / *Value collected during the testing at 1500 rpm)*

Esempio di ordinazione in codice / *Example of ordering code*

2SP	A	14	D	SAE A	(H)	-	10	G	(VT)

2SP	Tipo pompa / *Pump type*	vedi tabella / *see table*
A	Flangia e coperchio / *Flange and cover*	**A** = Alluminio */ Aluminium*
14	Cilindrata / *Displacement*	vedi tabella / *see table*
D	Rotazione destra / *Clockwise rotation*	**D =** Rotazione destra / *Clockwise rotation* **S =** Rotazione sinistra / *Anticlockwise rotation*
SAE A	Tipo flangia / *Flange type*	**SAE A - SAE A-OR**
(H)	Anello di rinforzo per piccola pressione in aspirazione *Stiffening seal for low suction pressure*	(a richiesta / *(optional)*)
—		
10	Tipo albero / *Shaft type*	**10 - 11 - 12 - 13 - 14 - 15 - 16**
G	Tipo connessioni / *Connections type*	**G - N - T - M - U - W - F**
(VT)	Opzioni / *Optional*	**(VT)** Guarnizione in Viton (a richiesta) *Viton seals (optional)* **VLP-I (N) - VLP-E (N)** Valvola limitatrice di pressione (pag. A-49) *Pressure relief valve (page A-49)*

Conn Connessioni / *Connections*

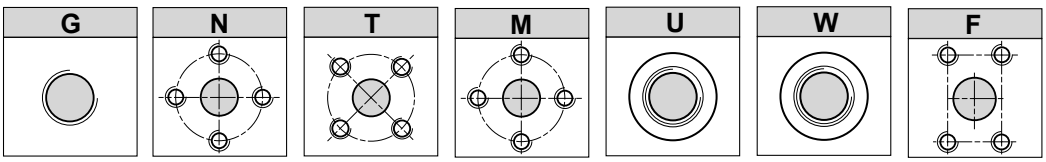

A-48

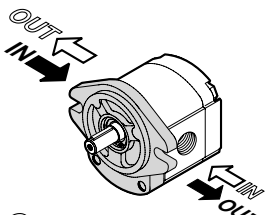

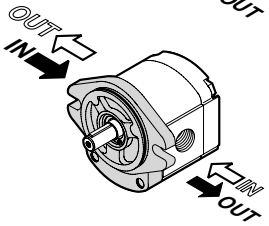



Il segno sul corpo indica il **lato aspirazione** per le pompe.
*The sign on the body identify the **suction side** for the pumps.*

Rotazione / *Rotation*	
D	**S**

Flangia e coperchio in Alluminio
Flange and cover in Aluminium

SAE A , SAE A-OR

POMPE GRUPPO / ***PUMPS GROUP*** **2**

Dimensioni / *Dimensions*

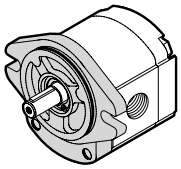

SAE A-OR

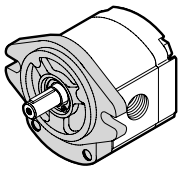

SAE A

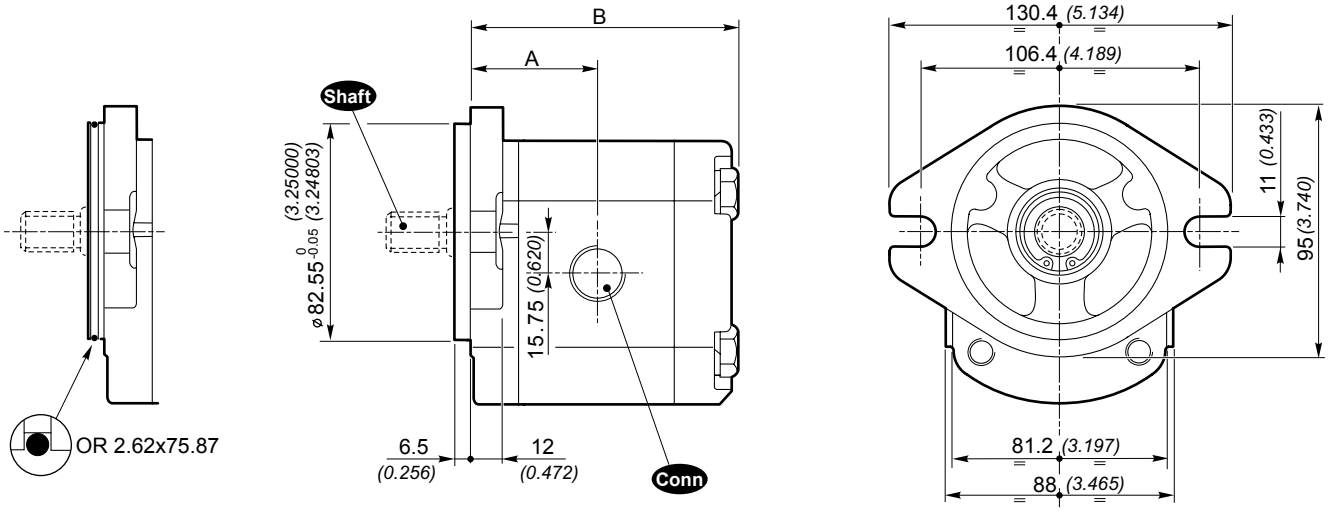

Shaft Alberi disponibili / *Available shafts*

Tipo / *Type* **10**

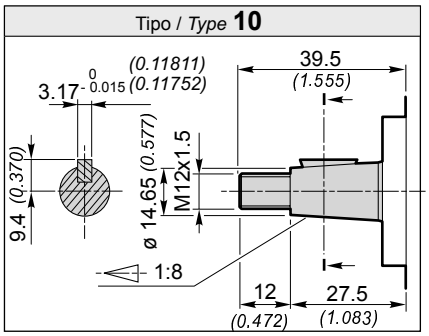

Coppia **98 Nm** / *Torque* ***72.3 ft·lbs***

Tipo / *Type* **11**

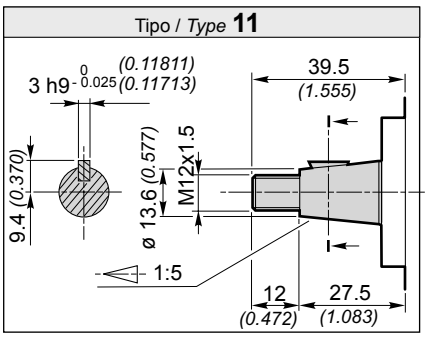

Coppia **98 Nm** / *Torque* ***72.3 ft·lbs***

Tipo / *Type* **12**

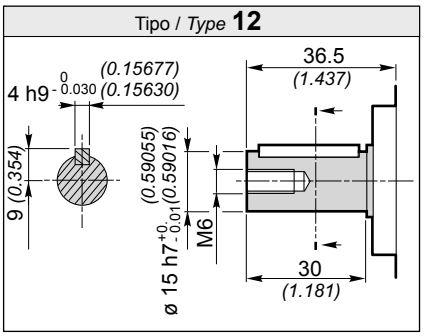

Coppia **98 Nm** / *Torque* ***72.3 ft·lbs***

Tipo / *Type* **13**

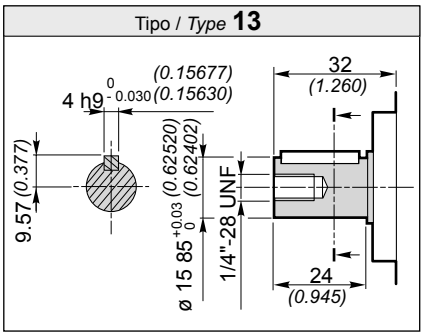

Coppia **98 Nm** / *Torque* ***72.3 ft·lbs***

Tipo / *Type* **14**

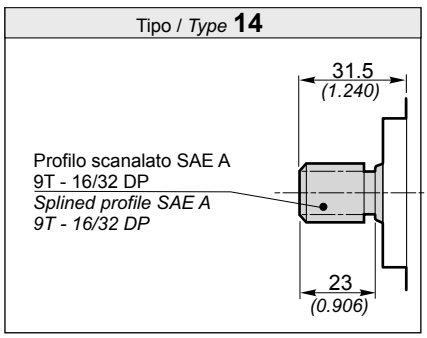

Coppia **98 Nm** / *Torque* ***72.3 ft·lbs***

Tipo / *Type* **15**

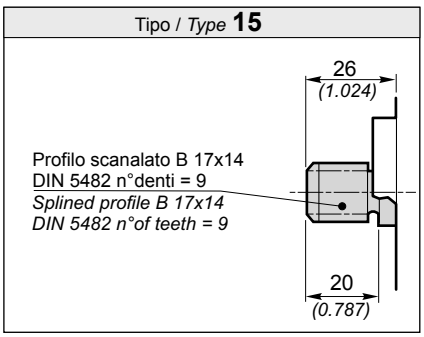

Coppia **98 Nm** / *Torque* ***72.3 ft·lbs***

Tipo / *Type* **16**

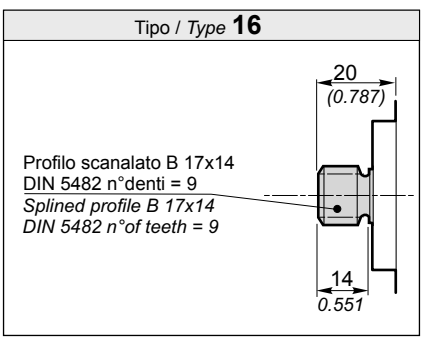

Coppia **98 Nm** / *Torque* ***72.3 ft·lbs***

POMPE GRUPPO / PUMPS GROUP 2 — SAE A , SAE A-OR

Flangia e coperchio in Ghisa
Flange and cover in Cast iron

Dati tecnici / *Technical data*

Grandezza *Size*	Cilindrata *Displacement* [cm³/rev] (in³/rev)	Pressione max. d'esercizio *Max. working pressure* P1 [bar] (PSI)	P2 [bar] (PSI)	P3 [bar] (PSI)	Velocità max. *Max. speed* [g/min] (rpm)	Portata max. *Max. flow* [lt/min] (Gal/min)	Velocità min. Min. speed [g/min] (rpm)	Portata min. Min. flow [lt/min] (Gal/min)	Dimensioni *Dimensions* A [mm] (inch)	B [mm] (inch)	Massa *Mass* [Kg] (lbs)	Rendimento volumetrico min. *Min. volumetric efficiency* %
2SP G4	**4** *(0.24)*	280 *(4060)*	300 *(4350)*	320 *(4640)*	4000	16 *(4.23)*	500	1.9 *(0.50)*	44.4 *(1.748)*	93 *(3.661)*	3.40 *(7.50)*	95*
2SP G6	**6** *(0.37)*	280 *(4060)*	300 *(4350)*	320 *(4640)*	4000	24 *(6.34)*	500	2.85 *(0.75)*	46 *(1.811)*	96.3 *(3.791)*	3.55 *(7.83)*	
2SP G8	**8.5** *(0.52)*	280 *(4060)*	300 *(4350)*	320 *(4640)*	3500	29.7 *(7.85)*	500	4.03 *(1.06)*	48.1 *(1.894)*	100.5 *(3.957)*	3.70 *(8.16)*	
2SP G11	**11** *(0.67)*	280 *(4060)*	300 *(4350)*	320 *(4640)*	3500	38.5 *(10.17)*	500	5.22 *(1.38)*	50.2 *(1.976)*	104.6 *(4.118)*	3.80 *(8.38)*	
2SP G14	**14** *(0.85)*	270 *(3915)*	280 *(4060)*	290 *(4205)*	3500	49 *(12.95)*	500	6.65 *(1.76)*	52.7 *(2.075)*	109.6 *(4.315)*	3.90 *(8.60)*	
2SP G16	**16.5** *(1.01)*	230 *(3335)*	240 *(3480)*	250 *(3625)*	3500	57.7 *(15.24)*	500	7.83 *(2.07)*	54.8 *(2.157)*	113.8 *(4.480)*	4.05 *(8.93)*	
2SP G19	**19.5** *(1.19)*	210 *(3045)*	220 *(3190)*	230 *(3335)*	3300	64.3 *(16.99)*	500	9.26 *(2.45)*	57.3 *(2.256)*	118.8 *(4.677)*	4.20 *(9.26)*	
2SP G22	**22.5** *(1.37)*	190 *(2755)*	200 *(2900)*	210 *(3045)*	2800	63 *(16.64)*	500	10.68 *(2.82)*	59.8 *(2.354)*	123.8 *(4.874)*	4.35 *(9.59)*	
2SP G26	**26** *(1.59)*	170 *(2465)*	180 *(2610)*	190 *(2755)*	2500	65 *(17.17)*	500	12.35 *(3.26)*	62.7 *(2.469)*	129.6 *(5.102)*	4.50 *(9.92)*	

* (Valori rilevati in fase di collaudo a 1500 giri/min / *Value collected during the testing at 1500 rpm)*

Esempio di ordinazione in codice / *Example of ordering code*

2SP	G	14	D	SAE A	(H)	-	14	G	(VT)

2SP	Tipo pompa / *Pump type*	vedi tabella / *see table*
G	Flangia e coperchio / *Flange and cover*	**G** = Ghisa */ Cast iron*
14	Cilindrata (vedi tabella) / *Displacement (see table)*	vedi tabella / *see table*
D	Rotazione destra / *Clockwise rotation*	**D =** Rotazione destra / *Clockwise rotation* **S =** Rotazione sinistra / *Anticlockwise rotation*
SAE A	Tipo flangia / *Flange type*	**SAE A - SAE A-OR**
(H)	Anello di rinforzo per piccola pressione in aspirazione (a richiesta) *Stiffening seal for low suction pressure (optional)*	(a richiesta / *(optional)*)
—		
14	Tipo albero / *Shaft type*	**10 - 11 - 12 - 13 - 14 - 15 - 16**
G	Tipo connessioni / *Connections type*	**G - N - T - M - U - W - F**
(VT)	Opzioni / *Optional*	**(VT)** Guarnizione in Viton (a richiesta) *Viton seals (optional)* **VLP-I (N) - VLP-E (N)** Valvola limitatrice di pressione (pag. A-49) *Pressure relief valve (page A-49)*

Conn Connessioni / *Connections*

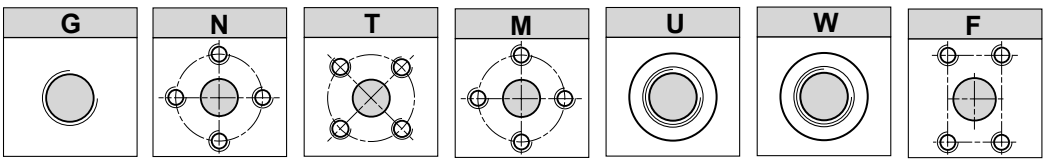

A-48

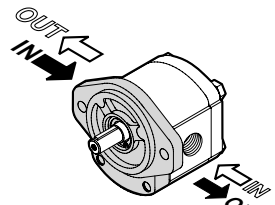

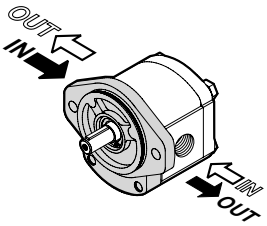



Il segno sul corpo indica il **lato aspirazione** per le pompe.
*The sign on the body identify the **suction side** for the pumps.*

Rotazione / *Rotation*	
D	**S**

Flangia e coperchio in Ghisa
Flange and cover in Cast iron

SAE A , SAE A-OR

POMPE GRUPPO / ***PUMPS GROUP*** **2**

Dimensioni / *Dimensions*

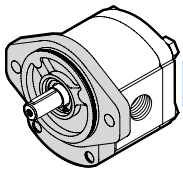

SAE A-OR

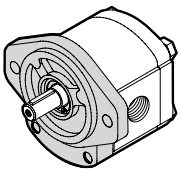

SAE A

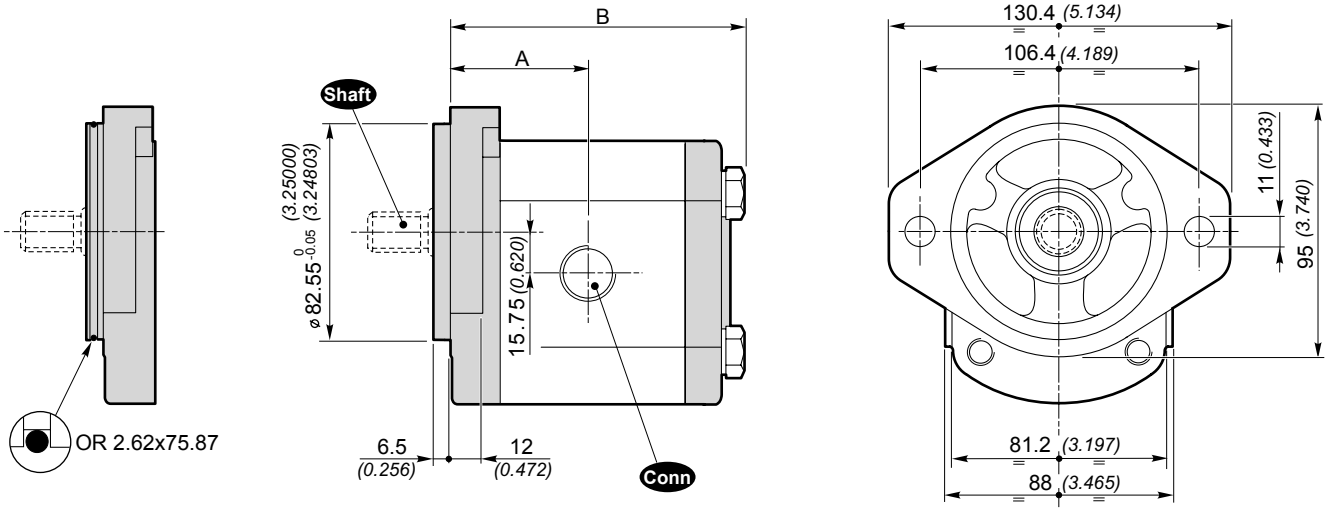

Shaft Alberi disponibili / *Available shafts*

Tipo / *Type* **10**

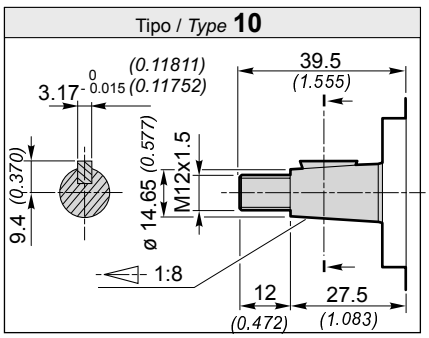

Coppia **98 Nm** / *Torque* ***72.3 ft·lbs***

Tipo / *Type* **11**

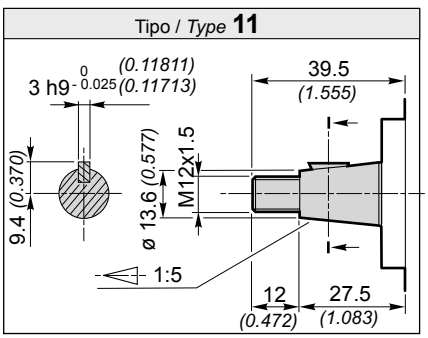

Coppia **98 Nm** / *Torque* ***72.3 ft·lbs***

Tipo / *Type* **12**

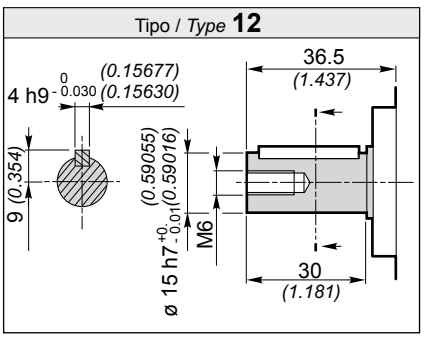

Coppia **98 Nm** / *Torque* ***72.3 ft·lbs***

Tipo / *Type* **13**

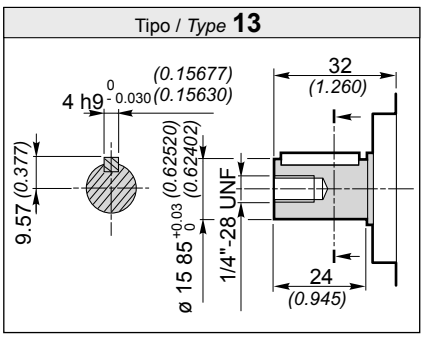

Coppia **98 Nm** / *Torque* ***72.3 ft·lbs***

Tipo / *Type* **14**

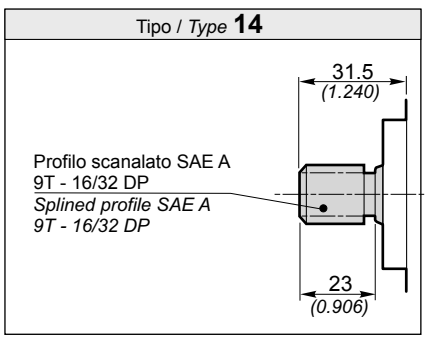

Coppia **98 Nm** / *Torque* ***72.3 ft·lbs***

Tipo / *Type* **15**

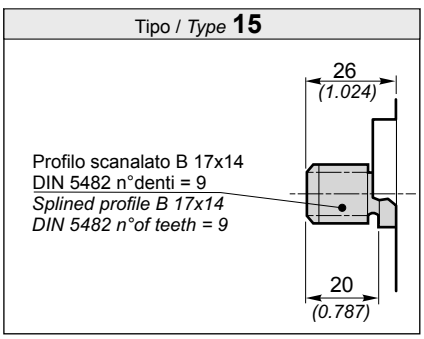

Coppia **98 Nm** / *Torque* ***72.3 ft·lbs***

Tipo / *Type* **16**

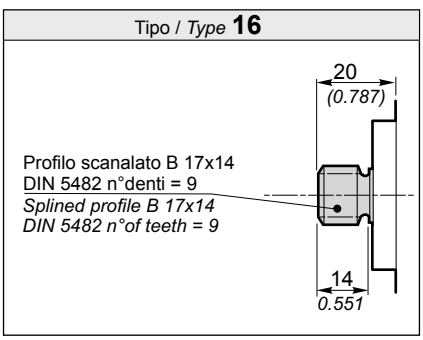

Coppia **98 Nm** / *Torque* ***72.3 ft·lbs***

POMPE GRUPPO 2 / PUMPS GROUP 2 — B80C

Dati tecnici / *Technical data*

Grandezza *Size*	Cilindrata *Displacement* [cm³/rev] (in³/rev)	Pressione max. d'esercizio *Max. working pressure* P1 [bar] (PSI)	P2 [bar] (PSI)	P3 [bar] (PSI)	Velocità max. *Max. speed* [g/min] (rpm)	Portata max. *Max. flow* [lt/min] (Gal/min)	Velocità min. Min. speed [g/min] (rpm)	Portata min. Min. flow [lt/min] (Gal/min)	Dimensioni *Dimensions* A [mm] (inch)	B [mm] (inch)	Massa *Mass* [Kg] (lbs)	Rendimento volumetrico min. *Min. volumetric efficiency* %
2SP A4	**4** *(0.24)*	250 *(3625)*	270 *(3915)*	290 *(4205)*	4000	16 *(4.23)*	500	1.9 *(0.50)*	46.4 *1.827*	95 *3.740*	2.30 *(5.07)*	95*
2SP A6	**6** *(0.37)*	250 *(3625)*	270 *(3915)*	290 *(4205)*	4000	24 *(6.34)*	500	2.85 *(0.75)*	48 *1.890*	98.3 *3.870*	2.45 *(5.40)*	
2SP A8	**8.5** *(0.52)*	250 *(3625)*	270 *(3915)*	290 *(4205)*	3500	29.7 *(7.85)*	500	4.03 *(1.06)*	50.1 *1.972*	102.5 *4.035*	2.60 *(5.73)*	
2SP A11	**11** *(0.67)*	250 *(3625)*	270 *(3915)*	290 *(4205)*	3500	38.5 *(10.17)*	500	5.22 *(1.38)*	52.2 *2.055*	106.6 *4.197*	2.70 *(5.95)*	
2SP A14	**14** *(0.85)*	250 *(3625)*	270 *(3915)*	290 *(4205)*	3500	49 *(12.95)*	500	6.65 *(1.76)*	54.7 *2.154*	111.6 *4.394*	2.80 *(6.17)*	
2SP A16	**16.5** *(1.01)*	230 *(3335)*	240 *(3480)*	250 *(3625)*	3500	57.7 *(15.24)*	500	7.83 *(2.07)*	56.8 *2.236*	115.8 *4.559*	2.95 *(6.51)*	
2SP A19	**19.5** *(1.19)*	210 *(3045)*	220 *(3190)*	230 *(3335)*	3300	64.3 *(16.99)*	500	9.26 *(2.45)*	59.3 *2.335*	120.8 *4.756*	3.10 *(6.84)*	
2SP A22	**22.5** *(1.37)*	190 *(2755)*	200 *(2900)*	210 *(3045)*	2800	63 *(16.64)*	500	10.68 *(2.82)*	61.8 *2.433*	125.8 *4.953*	3.25 *(7.17)*	
2SP A26	**26** *(1.59)*	170 *(2465)*	180 *(2610)*	190 *(2755)*	2500	65 *(17.17)*	500	12.35 *(3.26)*	64.7 *2.547*	131.6 *5.181*	3.40 *(7.50)*	

* (Valori rilevati in fase di collaudo a 1500 giri/min / *Value collected during the testing at 1500 rpm)*

Esempio di ordinazione in codice / *Example of ordering code*

2SP	A	14	D		(H)	-	10	G	(VT)

2SP	Tipo pompa / *Pump type*	vedi tabella / *see table*
A	Flangia e coperchio / *Flange and cover*	**A** = Alluminio / *Aluminium*
14	Cilindrata / *Displacement*	vedi tabella / *see table*
D	Rotazione destra / *Clockwise rotation*	**D =** Rotazione destra / *Clockwise rotation* **S =** Rotazione sinistra / *Anticlockwise rotation*
	Tipo flangia / *Flange type*	**B80C**
(H)	Anello di rinforzo per piccola pressione in aspirazione *Stiffening seal for low suction pressure*	(a richiesta / *(optional)*)
—		
10	Tipo albero / *Shaft type*	**10 - 11 - 12 - 13 - 14 - 15 - 16**
G	Tipo connessioni / *Connections type*	**G - N - T - M - U - W - F**
(VT)	Opzioni / *Optional*	**(VT)** Guarnizione in Viton (a richiesta) *Viton seals (optional)* **VLP-I (N) - VLP-E (N)** Valvola limitatrice di pressione (pag. A-49) *Pressure relief valve (page A-49)*

Conn Connessioni / *Connections*

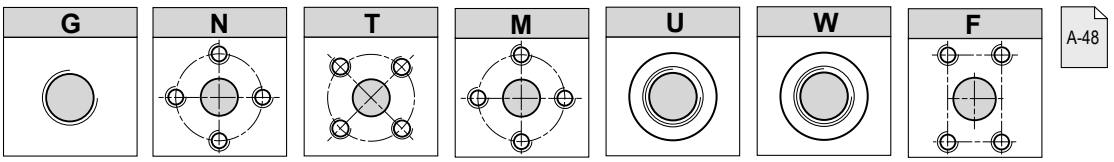

A-48

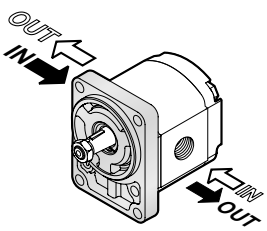



Il segno sul corpo indica il **lato aspirazione** per le pompe.
*The sign on the body identify the **suction side** for the pumps.*

Rotazione / *Rotation*	
D	**S**

B80C

POMPE GRUPPO / *PUMPS GROUP* 2

Dimensioni / *Dimensions*

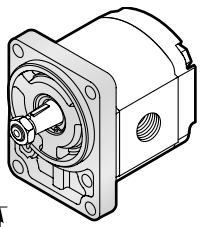

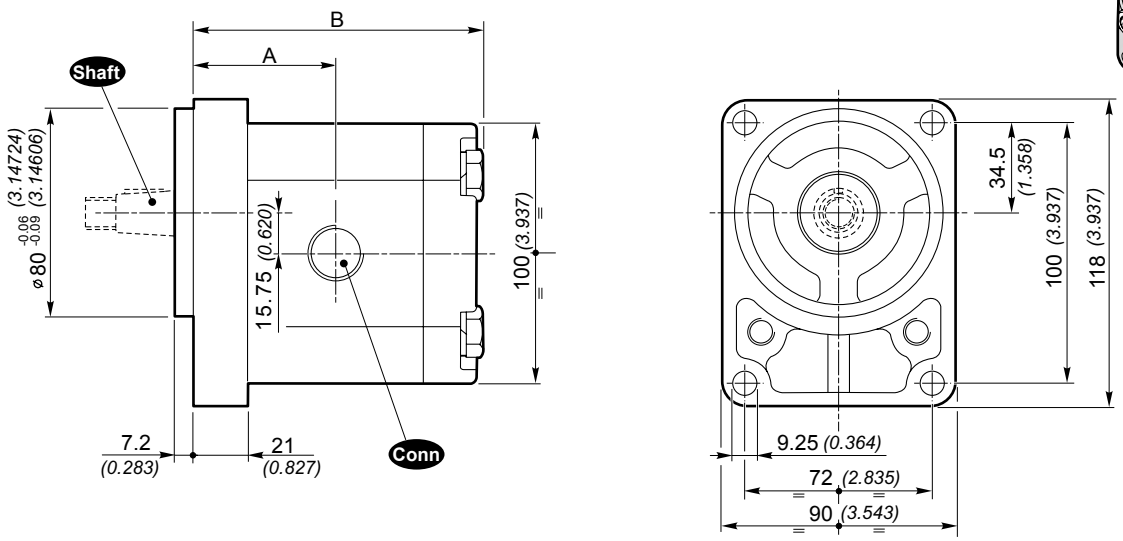

Shaft Alberi disponibili / *Available shafts*

Tipo / *Type* **10**

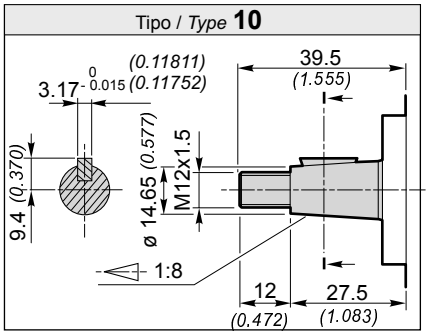

Coppia **98 Nm** / *Torque* ***72.3 ft·lbs***

Tipo / *Type* **11**

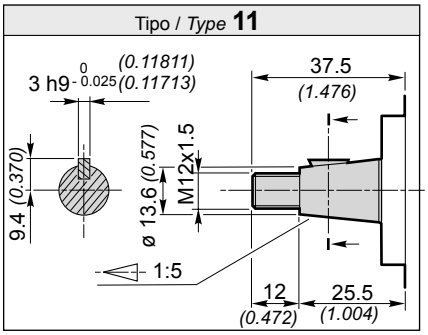

Coppia **98 Nm** / *Torque* ***72.3 ft·lbs***

Tipo / *Type* **12**

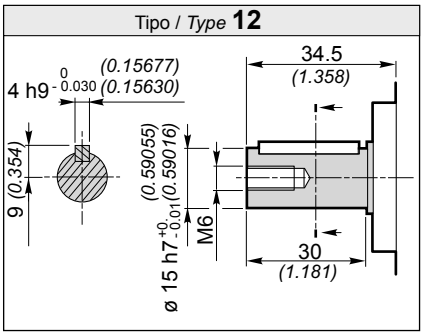

Coppia **98 Nm** / *Torque* ***72.3 ft·lbs***

Tipo / *Type* **13**

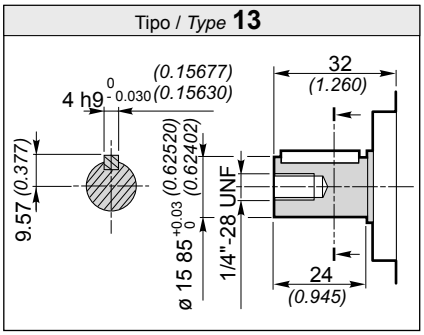

Coppia **98 Nm** / *Torque* ***72.3 ft·lbs***

Tipo / *Type* **14**

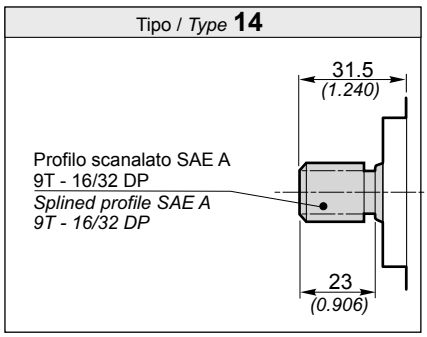

Coppia **98 Nm** / *Torque* ***72.3 ft·lbs***

Tipo / *Type* **15**

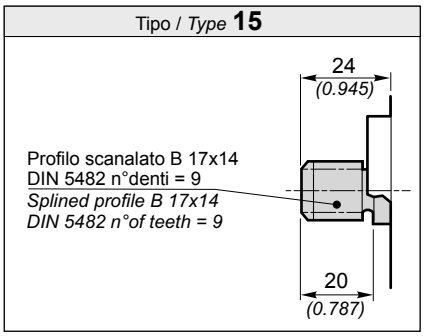

Coppia **98 Nm** / *Torque* ***72.3 ft·lbs***

Tipo / *Type* **16**

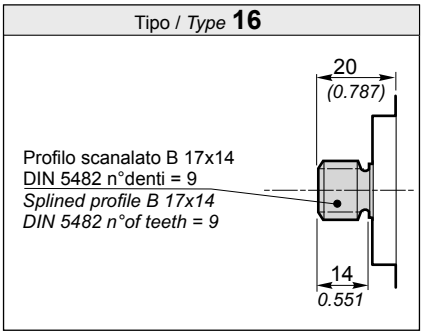

Coppia **98 Nm** / *Torque* ***72.3 ft·lbs***

POMPE GRUPPO 2 / PUMPS GROUP 2 — B50C

Dati tecnici / *Technical data*

Grandezza *Size*	Cilindrata *Displacement* [cm³/rev] (in³/rev)	Pressione max. d'esercizio *Max. working pressure* P1 [bar] (PSI)	P2 [bar] (PSI)	P3 [bar] (PSI)	Velocità max. *Max. speed* [g/min] (rpm)	Portata max. *Max. flow* [lt/min] (Gal/min)	Velocità min. Min. speed [g/min] (rpm)	Portata min. Min. flow [lt/min] (Gal/min)	Dimensioni *Dimensions* A [mm] (inch)	B [mm] (inch)	C [mm] (inch)	L 1 [mm] (inch)	Massa *Mass* [Kg] (lbs)	Rendimento volumetrico min. *Min. volumetric efficiency* %
2SP A4	**4** (0.24)	250 (3625)	270 (3915)	290 (4205)	4000	16 (4.23)	500	1.9 (0.50)	44.4 (1.748)	93 (3.661)	84 (3.307)	105 (4.134)	2.30 (5.07)	95*
2SP A6	**6** (0.37)	250 (3625)	270 (3915)	290 (4205)	4000	24 (6.34)	500	2.85 (0.75)	46 (1.811)	96.3 (3.791)	87.3 (3.437)	105 (4.134)	2.45 (5.40)	
2SP A8	**8.5** (0.52)	250 (3625)	270 (3915)	290 (4205)	3500	29.7 (7.85)	500	4.03 (1.06)	48.1 (1.894)	100.5 (3.957)	91.5 (3.602)	110 (4.331)	2.60 (5.73)	
2SP A11	**11** (0.67)	250 (3625)	270 (3915)	290 (4205)	3500	38.5 (10.17)	500	5.22 (1.38)	50.2 (1.976)	104.6 (4.118)	95.6 (3.764)	115 (4.528)	2.70 (5.95)	
2SP A14	**14** (0.85)	250 (3625)	270 (3915)	290 (4205)	3500	49 (12.95)	500	6.65 (1.76)	52.7 (2.075)	109.6 (4.315)	100.6 (3.961)	120 (4.724)	2.80 (6.17)	
2SP A16	**16.5** (1.01)	230 (3335)	240 (3480)	250 (3625)	3500	57.7 (15.24)	500	7.83 (2.07)	54.8 (2.157)	113.8 (4.480)	104.8 (4.126)	125 (4.921)	2.95 (6.51)	
2SP A19	**19.5** (1.19)	210 (3045)	220 (3190)	230 (3335)	3300	64.3 (16.99)	500	9.26 (2.45)	57.3 (2.256)	118.8 (4.677)	109.8 (4.323)	130 (5.118)	3.10 (6.84)	
2SP A22	**22.5** (1.37)	190 (2755)	200 (2900)	210 (3045)	2800	63 (16.64)	500	10.68 (2.82)	59.8 (2.354)	123.8 (4.874)	114.8 (4.520)	135 (5.315)	3.25 (7.17)	
2SP A26	**26** (1.59)	170 (2465)	180 (2610)	190 (2755)	2500	65 (17.17)	500	12.35 (3.26)	62.7 (2.469)	129.6 (5.102)	120.6 (4.748)	140 (5.512)	3.40 (7.50)	

* (Valori rilevati in fase di collaudo a 1500 giri/min / *Value collected during the testing at 1500 rpm)*

Esempio di ordinazione in codice / *Example of ordering code*

2SP	A	14	D		(H)	-	10	G	(VT)

2SP	Tipo pompa / *Pump type*	vedi tabella / *see table*
A	Flangia e coperchio / *Flange and cover*	**A** = Alluminio / *Aluminium*
14	Cilindrata / *Displacement*	vedi tabella / *see table*
D	Rotazione destra / *Clockwise rotation*	**D =** Rotazione destra / *Clockwise rotation* **S =** Rotazione sinistra / *Anticlockwise rotation*
	Tipo flangia / *Flange type*	**B50CX - B50CY**
(H)	Anello di rinforzo per piccola pressione in aspirazione *Stiffening seal for low suction pressure*	(a richiesta / *(optional)*)
—		
10	Tipo albero / *Shaft type*	**10 - 11 - 12 - 13 - 14 - 15 - 16**
G	Tipo connessioni / *Connections type*	**G - N - T - M - U - W - F**
(VT)	Opzioni / *Optional*	**(VT)** Guarnizione in Viton (a richiesta) *Viton seals (optional)* **VLP-I (N) - VLP-E (N)** Valvola limitatrice di pressione (pag. A-49) *Pressure relief valve (page A-49)*

Conn Connessioni / *Connections*

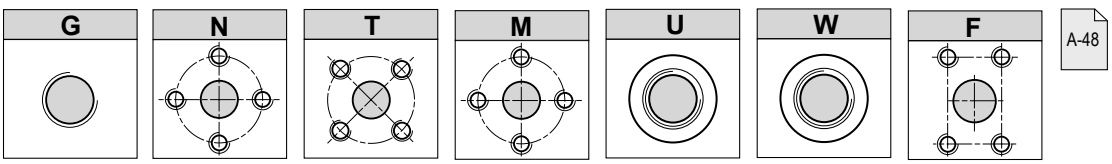

A-48

Versione *Version* **B50CX**

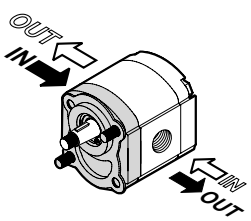

Versione *Version* **B50CY**

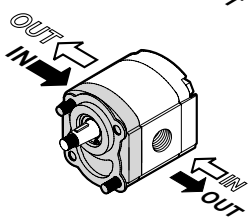



Il segno sul corpo indica il **lato aspirazione** per le pompe.
*The sign on the body identify the **suction side** for the pumps.*

Rotazione / *Rotation*	
D	**S**

B50C

POMPE GRUPPO / *PUMPS GROUP* 2

Dimensioni / *Dimensions*

Versione *Version* **B50CX**

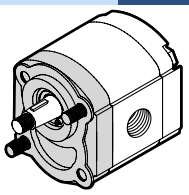

Versione *Version* **B50CY**

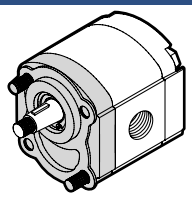

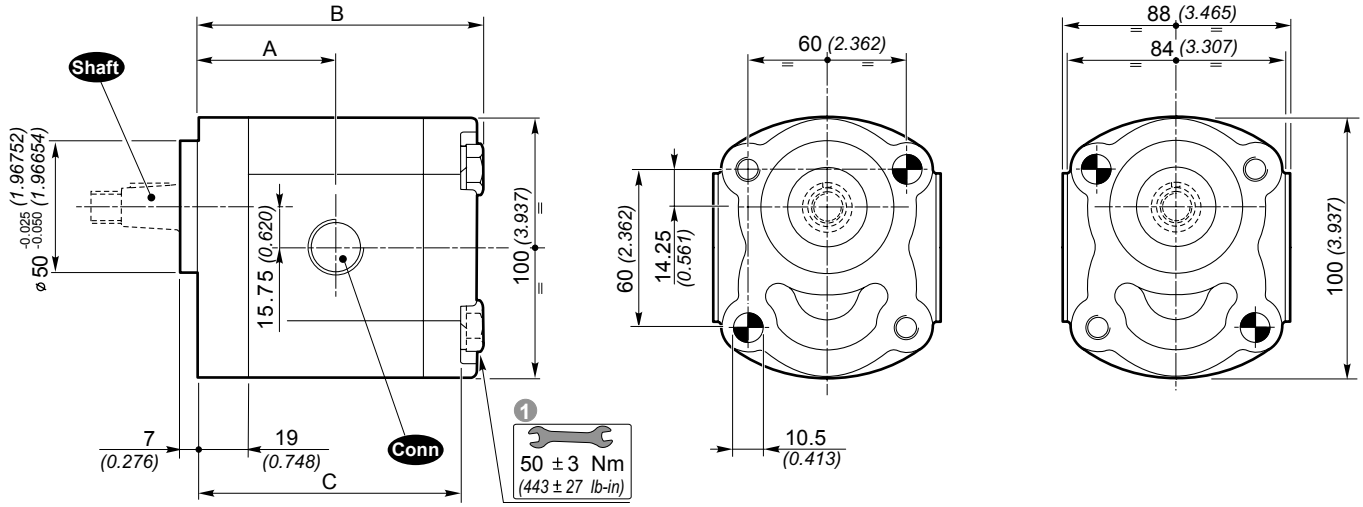

Shaft Alberi disponibili / *Available shafts*

Tipo / *Type* **10**

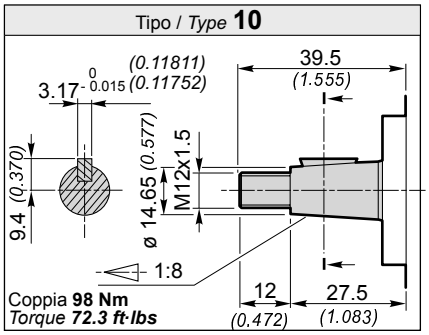

Coppia **98 Nm**
Torque ***72.3 ft·lbs***

Tipo / *Type* **11**

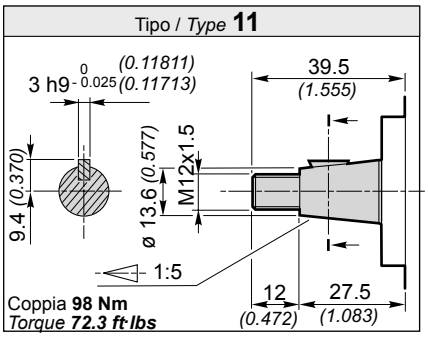

Coppia **98 Nm**
Torque ***72.3 ft·lbs***

Tipo / *Type* **12**

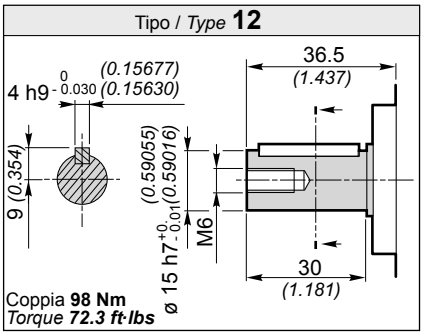

Coppia **98 Nm**
Torque ***72.3 ft·lbs***

Tipo / *Type* **13**

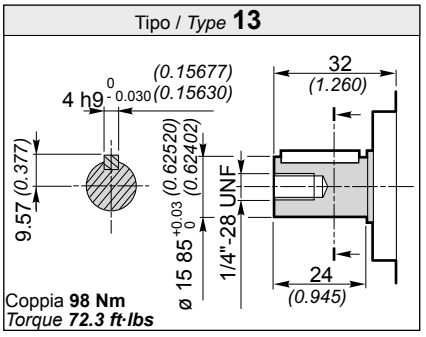

Coppia **98 Nm**
Torque ***72.3 ft·lbs***

Tipo / *Type* **14**

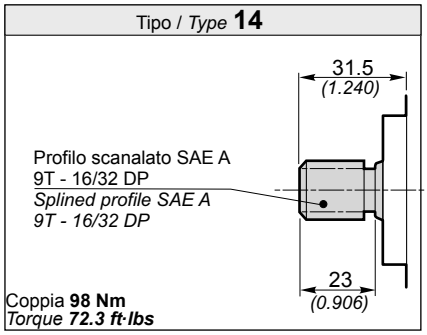

Coppia **98 Nm**
Torque ***72.3 ft·lbs***

Tipo / *Type* **15**

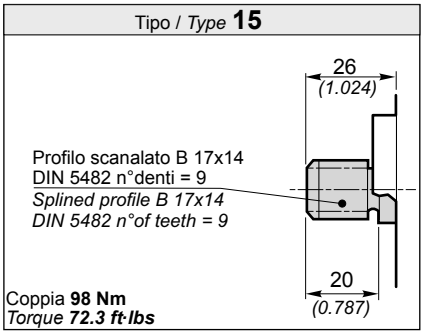

Coppia **98 Nm**
Torque ***72.3 ft·lbs***

Tipo / *Type* **16**

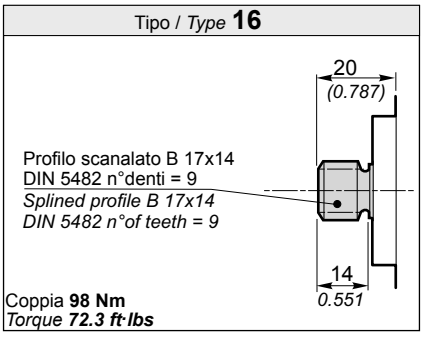

Coppia **98 Nm**
Torque ***72.3 ft·lbs***

1 Coppia di serraggio viti: 50 ± 3 Nm. Utilizzare viti classe 10.9 - 12.9 UNI EN 20898/1.

Il fissaggio della pompa può essere affettuato con 2 viti prigioniere in materiale classe 10.9 - 12.9 preserrate a 40 ± 3 Nm.
Fissare la pompa mediante dadi autobloccanti con coppia di serraggio 50 ± 3 Nm.

1 *Tightening torque of screws: 443 ± 27 lb·in. Use screws type 10.9 - 12.9 UNI EN 20898/1.*

The assembling of the pump should be effected with 2 screw studs type 10.9 - 12.9 pre-tighten at 354 ± 27 lb·in.
Fix the pump by self-locking nuts with tightening torque 443 ± 27 lb·in.

Il Kit di viti per il fissaggio della pompa è da ordinare separatamente. Codice di ordinazione del Kit di fissaggio:

The screws kit for the pump assembling should be ordered separately. Ordering code of fixing Kit:

0029W + Lunghezza **L** (vedi tabella)
+ Lenght L (see table)

POMPE GRUPPO 2 / PUMPS GROUP 2 — E52C

Dati tecnici / *Technical data*

Grandezza *Size*	Cilindrata *Displacement* [cm³/rev] (in³/rev)	Pressione max. d'esercizio *Max. working pressure* P1 [bar] (PSI)	P2 [bar] (PSI)	P3 [bar] (PSI)	Velocità max. *Max. speed* [g/min] (rpm)	Portata max. *Max. flow* [lt/min] (Gal/min)	Velocità min. Min. speed [g/min] (rpm)	Portata min. Min. flow [lt/min] (Gal/min)	Dimensioni *Dimensions* A [mm] (inch)	B [mm] (inch)	C [mm] (inch)	L (1) [mm] (inch)	Massa *Mass* [Kg] (lbs)	Rendimento volumetrico min. *Min. volumetric efficiency* %
2SP A4	**4** (0.24)	250 (3625)	270 (3915)	290 (4205)	4000	16 (4.23)	500	1.9 (0.50)	41.7 (1.642)	90.3 (3.555)	81.3 (3.201)	100 (3.937)	2.30 (5.07)	95*
2SP A6	**6** (0.37)	250 (3625)	270 (3915)	290 (4205)	4000	24 (6.34)	500	2.85 (0.75)	43.3 (1.705)	93.6 (3.685)	84.6 (3.331)	105 (4.134)	2.45 (5.40)	
2SP A8	**8.5** (0.52)	250 (3625)	270 (3915)	290 (4205)	3500	29.7 (7.85)	500	4.03 (1.06)	45.4 (1.787)	97.8 (3.850)	88.8 (3.496)	110 (4.331)	2.60 (5.73)	
2SP A11	**11** (0.67)	250 (3625)	270 (3915)	290 (4205)	3500	38.5 (10.17)	500	5.22 (1.38)	47.5 (1.870)	101.9 (4.012)	92.9 (3.657)	115 (4.528)	2.70 (5.95)	
2SP A14	**14** (0.85)	250 (3625)	270 (3915)	290 (4205)	3500	49 (12.95)	500	6.65 (1.76)	50 (1.969)	106.9 (4.209)	97.9 (3.854)	120 (4.724)	2.80 (6.17)	
2SP A16	**16.5** (1.01)	230 (3335)	240 (3480)	250 (3625)	3500	57.7 (15.24)	500	7.83 (2.07)	52.1 (2.051)	111.1 (4.374)	102.1 (4.020)	120 (4.724)	2.95 (6.51)	
2SP A19	**19.5** (1.19)	210 (3045)	220 (3190)	230 (3335)	3300	64.3 (16.99)	500	9.26 (2.45)	54.6 (2.150)	116.1 (4.571)	107.1 (4.217)	125 (4.921)	3.10 (6.84)	
2SP A22	**22.5** (1.37)	190 (2755)	200 (2900)	210 (3045)	2800	63 (16.64)	500	10.68 (2.82)	57.1 (2.248)	121.1 (4.768)	112.1 (4.413)	130 (5.118)	3.25 (7.17)	
2SP A26	**26** (1.59)	170 (2465)	180 (2610)	190 (2755)	2500	65 (17.17)	500	12.35 (3.26)	60 (2.362)	126.9 (4.996)	117.9 (4.642)	140 (5.512)	3.40 (7.50)	

* (Valori rilevati in fase di collaudo a 1500 giri/min / *Value collected during the testing at 1500 rpm)*

Esempio di ordinazione in codice / *Example of ordering code*

2SP	A	14	D	E53CX	(H)	-	10	G	(VT)

2SP	Tipo pompa / *Pump type*	vedi tabella / *see table*
A	Flangia e coperchio / *Flange and cover*	**A** = Alluminio */ Aluminium*
14	Cilindrata / *Displacement*	vedi tabella / *see table*
D	Rotazione destra / *Clockwise rotation*	**D =** Rotazione destra / *Clockwise rotation* **S =** Rotazione sinistra / *Anticlockwise rotation*
E52CX	Tipo flangia / *Flange type*	**E52CX - E52CY**
(H)	Anello di rinforzo per piccola pressione in aspirazione *Stiffening seal for low suction pressure*	(a richiesta / *(optional)*)
—		
10	Tipo albero / *Shaft type*	**17**
G	Tipo connessioni / *Connections type*	**G - N - T - M - U - W - F**
(VT)	Opzioni / *Optional*	**(VT)** Guarnizione in Viton (a richiesta) *Viton seals (optional)* **VLP-I (N) - VLP-E (N)** Valvola limitatrice di pressione (pag. A-49) *Pressure relief valve (page A-49)*

Conn Connessioni / *Connections*

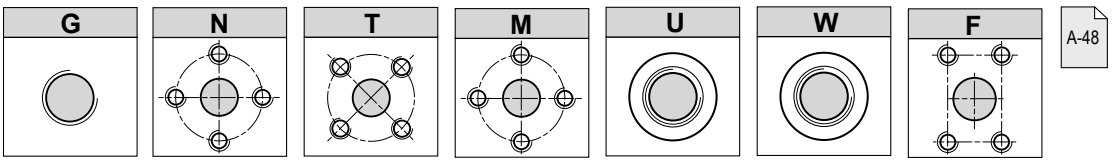

A-48

Versione *Version* **E52CX**

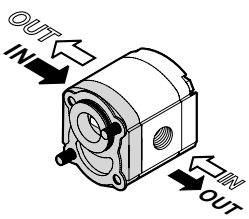

Versione *Version* **E52CY**





Il segno sul corpo indica il **lato aspirazione** per le pompe.
*The sign on the body identify the **suction side** for the pumps.*

Rotazione / *Rotation*

D	S
➡	⇨

E52C

POMPE GRUPPO / *PUMPS GROUP* 2

Dimensioni / *Dimensions*

Versione *Version* **E52CX**

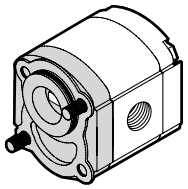

Versione *Version* **E52CY**

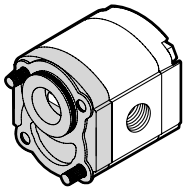

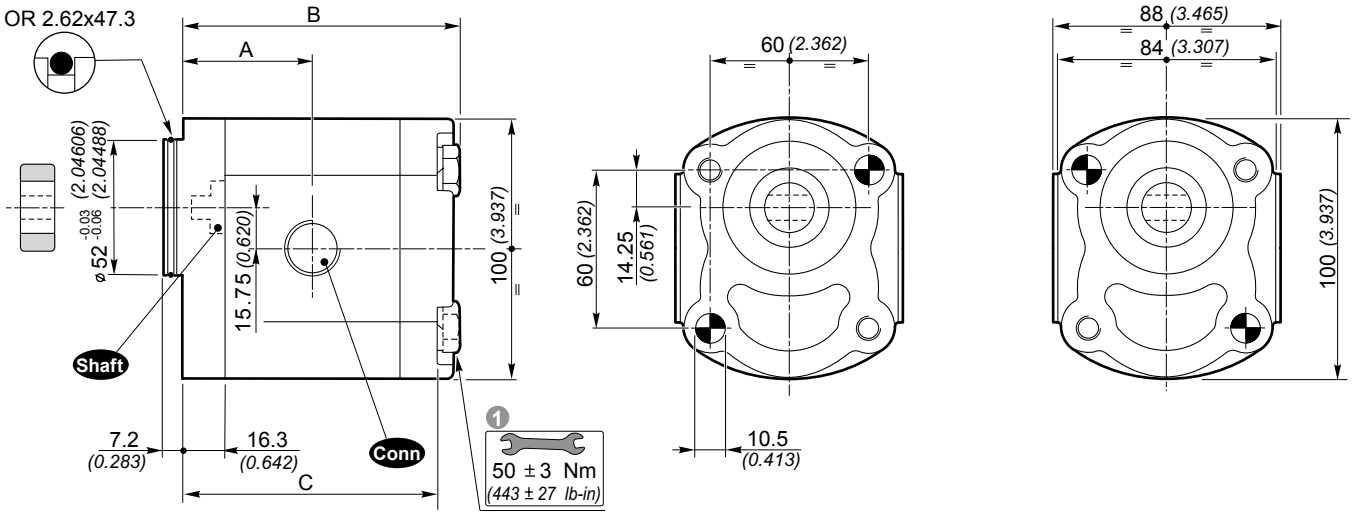

Shaft Alberi disponibili / *Available shafts*

Tipo / *Type* **17**

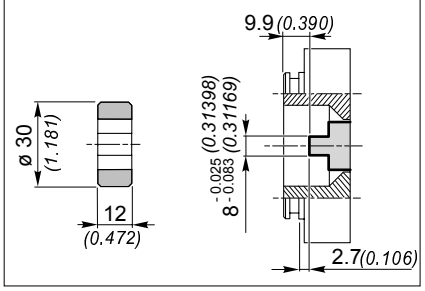

Coppia **70 Nm** / *Torque **51.6 ft·lbs***

1 Coppia di serraggio viti: 50 ± 3 Nm. Utilizzare viti classe 10.9 - 12.9 UNI EN 20898/1.

Il fissaggio della pompa può essere affettuato con 2 viti prigioniere in materiale classe 10.9 - 12.9 preserrate a 40 ± 3 Nm.
Fissare la pompa mediante dadi autobloccanti con coppia di serraggio 50 ± 3 Nm.

Il Kit di viti per il fissaggio della pompa è da ordinare separatamente.
Codice di ordinazione del Kit di fissaggio:

1 *Tightening torque of screws: 443 ± 27 lb·in. Use screws type 10.9 - 12.9 UNI EN 20898/1.*

The assembling of the pump should be effected with 2 screw studs type 10.9 - 12.9 pre-tighten at 354 ± 27 lb·in.
Fix the pump by self-locking nuts with tightening torque 443 ± 27 lb·in.

The screws kit for the pump assembling should be ordered separately.
Ordering code of fixing Kit:

0029W	+ Lunghezza **L** (vedi tabella) *+ Lenght L (see table)*

POMPE GRUPPO / PUMPS GROUP 2 — PRKS 400 D

Dati tecnici / *Technical data*

Grandezza *Size*	Cilindrata *Displacement* [cm³/rev] (in³/rev)	Pressione max. d'esercizio *Max. working pressure* P1 [bar] (PSI)	P2 [bar] (PSI)	P3 [bar] (PSI)	Velocità max. *Max. speed* [g/min] (rpm)	Portata max. *Max. flow* [lt/min] (Gal/min)	Velocità min. Min. speed [g/min] (rpm)	Portata min. Min. flow [lt/min] (Gal/min)	Dimensioni *Dimensions* A [mm] (inch)	B [mm] (inch)	Massa *Mass* [Kg] (lbs)	Rendimento volumetrico min. *Min. volumetric efficiency* %
2SP A4	**4** *(0.24)*	250 *(3625)*	270 *(3915)*	290 *(4205)*	4000	16 *(4.23)*	500	1.9 *(0.50)*	44.4 *(1.748)*	93 *(3.661)*	2.30 *(5.07)*	95*
2SP A6	**6** *(0.37)*	250 *(3625)*	270 *(3915)*	290 *(4205)*	4000	24 *(6.34)*	500	2.85 *(0.75)*	46 *(1.811)*	96.3 *(3.791)*	2.45 *(5.40)*	
2SP A8	**8.5** *(0.52)*	250 *(3625)*	270 *(3915)*	290 *(4205)*	3500	29.7 *(7.85)*	500	4.03 *(1.06)*	48.1 *(1.894)*	100.5 *(3.957)*	2.60 *(5.73)*	
2SP A11	**11** *(0.67)*	250 *(3625)*	270 *(3915)*	290 *(4205)*	3500	38.5 *(10.17)*	500	5.22 *(1.38)*	50.2 *(1.976)*	104.6 *(4.118)*	2.70 *(5.95)*	
2SP A14	**14** *(0.85)*	250 *(3625)*	270 *(3915)*	290 *(4205)*	3500	49 *(12.95)*	500	6.65 *(1.76)*	52.7 *(2.075)*	109.6 *(4.315)*	2.80 *(6.17)*	
2SP A16	**16.5** *(1.01)*	230 *(3335)*	240 *(3480)*	250 *(3625)*	3500	57.7 *(15.24)*	500	7.83 *(2.07)*	54.8 *(2.157)*	113.8 *(4.480)*	2.95 *(6.51)*	
2SP A19	**19.5** *(1.19)*	210 *(3045)*	220 *(3190)*	230 *(3335)*	3300	64.3 *(16.99)*	500	9.26 *(2.45)*	57.3 *(2.256)*	118.8 *(4.677)*	3.10 *(6.84)*	
2SP A22	**22.5** *(1.37)*	190 *(2755)*	200 *(2900)*	210 *(3045)*	2800	63 *(16.64)*	500	10.68 *(2.82)*	59.8 *(2.354)*	123.8 *(4.874)*	3.25 *(7.17)*	
2SP A26	**26** *(1.59)*	170 *(2465)*	180 *(2610)*	190 *(2755)*	2500	65 *(17.17)*	500	12.35 *(3.26)*	62.7 *(2.469)*	129.6 *(5.102)*	3.40 *(7.50)*	

* (Valori rilevati in fase di collaudo a 1500 giri/min / *Value collected during the testing at 1500 rpm)*

Esempio di ordinazione in codice / *Example of ordering code*

2SP	A	14	D	PRKS 400 D	-	G

2SP	Tipo pompa / *Pump type*	vedi tabella / *see table*
A	Flangia e coperchio / *Flange and cover*	**A** = Alluminio */ Aluminium*
14	Cilindrata / *Displacement*	vedi tabella / *see table*
D	Rotazione destra / *Clockwise rotation*	**D =** Rotazione destra (fornitura normale) *Clockwise rotation (usually supplied)* **S =** Rotazione sinistra / *Anticlockwise rotation*
PRKS0400 D	Flangia Perkins/ Perkins *flange*	**PRKS 400 D**
—		
G	Tipo connessioni / *Connections type*	**G - N - T - M - U - W - F**

Conn Connessioni / *Connections*

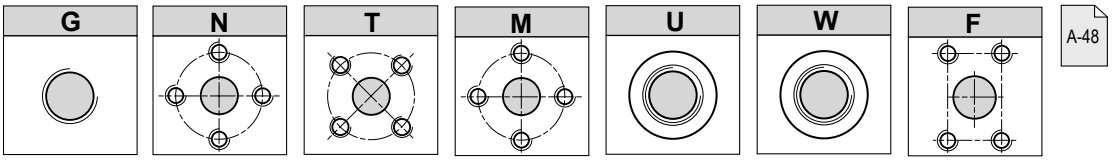

A-48

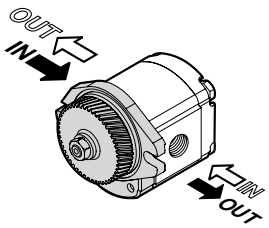



Il segno sul corpo indica il **lato aspirazione** per le pompe.
*The sign on the body identify the **suction side** for the pumps.*

Rotazione / *Rotation*	
D	**S**

PRKS 400 D

POMPE GRUPPO / *PUMPS GROUP* **2**

Dimensioni / *Dimensions*

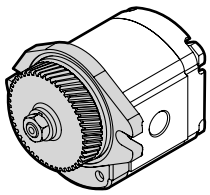

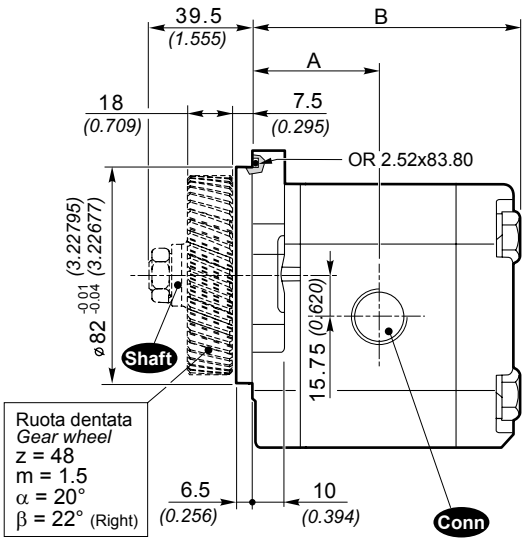

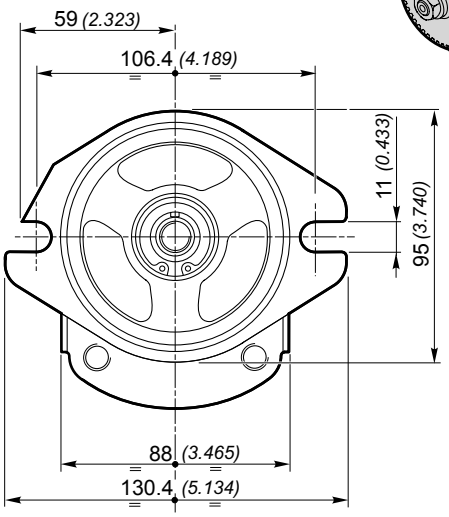

Shaft Alberi disponibili / *Available shafts*

Tipo / *Type* **10**

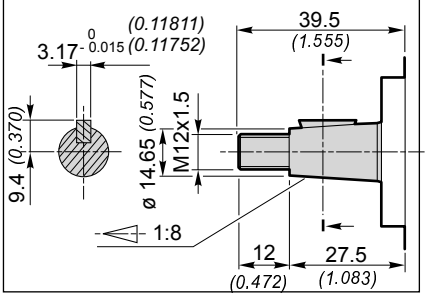

Coppia **98 Nm** / *Torque **72.3 ft·lbs***

POMPE GRUPPO *PUMPS GROUP* 2

CONNESSIONI / *CONNECTIONS*

G

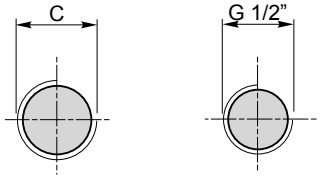

Grand./ *Size* 4 ÷ 8
C
G 1/2"

Grand./ *Size* 11 ÷ 26
C
G 3/4"

N

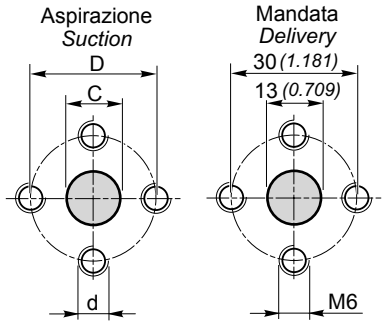

Grand./ *Size* 4 ÷ 8		
C	**D**	**d**
13 (0.512)	30 (1.181)	M6

Grand./ *Size* 11 ÷ 26		
C	**D**	**d**
19 (0.748)	40 (1.575)	M8

T

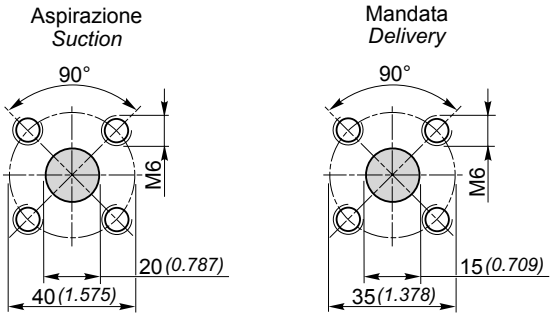

M

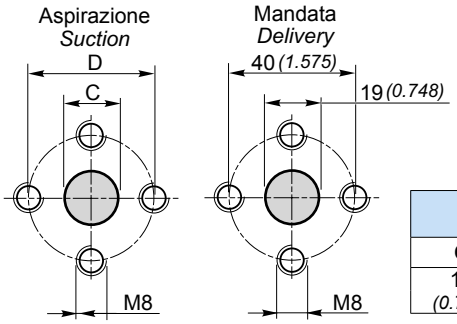

Grand./ *Size* 11 ÷ 26	
C	**D**
19 (0.748)	40 (1.575)

U

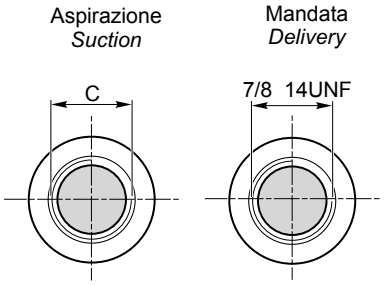

Grand./ *Size* 4 ÷ 8
C
7/8 14UNF

Grand./ *Size* 11 ÷ 26
C
1" 1/16 12UN

W

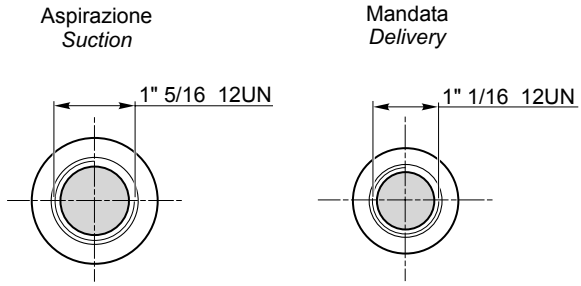

F

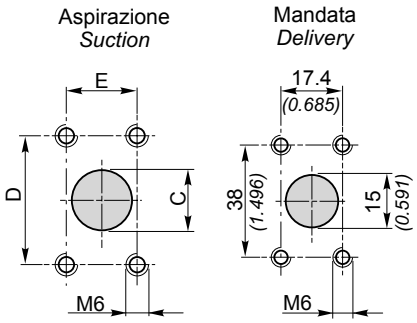

Grand./ *Size* 4 ÷ 11		
C	**D**	**E**
20 (0.787)	38 (1.496)	17.4 (0.685)

Grand./ *Size* 14 ÷ 26		
C	**D**	**E**
26 (1.024)	22.4 (0.882)	47.6 (1.874)



Il segno sul corpo indica il **lato aspirazione** per le pompe.
*The sign on the body identify the **suction side** for the pumps.*

Posizione delle connessioni / *Connections positions*

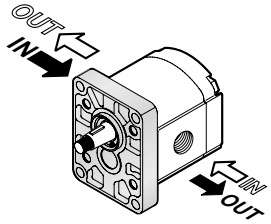

Rotazione / *Rotation*	
D	**S**

POMPE GRUPPO / PUMPS GROUP 3 — Standard

Flangia e coperchio in Alluminio
Flange and cover in Aluminium

Dati tecnici / *Technical data*

Grandezza *Size*	Cilindrata *Displacement* [cm³/rev] (in³/rev)	Pressione max. d'esercizio *Max. working pressure* P1 [bar] (PSI)	P2 [bar] (PSI)	P3 [bar] (PSI)	Velocità max. *Max. speed* [g/min] (rpm)	Portata max. *Max. flow* [lt/min] (Gal/min)	Velocità min. Min. speed [g/min] (rpm)	Portata min. Min. flow [lt/min] (Gal/min)	Dimensioni *Dimensions* A [mm] (inch)	B [mm] (inch)	Massa *Mass* [Kg] (lbs)	Rendimento volumetrico min. *Min. volumetric efficiency* %
3SP A19	19 (1.16)	250 (3625)	270 (3915)	300 (4350)	3500	66.5 (17.57)	700	12.64 (3.34)	62.4 (2.457)	128.3 (5.051)	5.23 (11.53)	95*
3SP A22	22.3 (1.36)	240 (3480)	260 (3770)	290 (4205)	3500	78 (20.61)	700	14.83 (3.92)	63.9 (2.516)	131.3 (5.169)	5.36 (11.82)	
3SP A29	29.3 (1.79)	220 (3190)	240 (3480)	260 (3770)	3300	96.7 (25.55)	700	19.48 (5.15)	66.9 (2.634)	137.3 (5.406)	5.64 (12.44)	
3SP A33	32.9 (2.01)	220 (3190)	230 (3335)	260 (3770)	3300	108.6 (28.69)	700	21.88 (5.78)	68.4 (2.693)	140.3 (5.524)	5.78 (12.75)	
3SP A36	36.4 (2.22)	210 (3045)	230 (3335)	250 (3625)	3300	120.1 (31.73)	700	24.21 (6.40)	69.9 (2.752)	143.3 (5.642)	5.91 (13.03)	
3SP A44	43.5 (2.65)	200 (2900)	220 (3190)	240 (3480)	3000	130.5 (34.48)	700	28.93 (7.64)	72.9 (2.870)	149.3 (5.878)	6.19 (13.65)	
3SP A52	51.7 (3.15)	200 (2900)	210 (3045)	240 (3480)	3000	155.1 (40.98)	700	34.38 (9.08)	76.4 (3.008)	156.3 (6.154)	6.50 (14.33)	
3SP A62	61.1 (3.73)	180 (2610)	190 (2755)	200 (2900)	2500	152.7 (40.34)	700	40.63 (10.73)	80.4 (3.165)	164.3 (6.469)	6.87 (15.15)	

* (Valori rilevati in fase di collaudo a 1500 giri/min / *Value collected during the testing at 1500 rpm)*

Esempio di ordinazione in codice / *Example of ordering code*

3SP	A	22	D	(H)	-	10	G	(VT)

3SP	Tipo pompa / *Pump type*	vedi tabella / *see table*
A	Flangia e coperchio / *Flange and cover*	**A** = Alluminio / *Aluminium*
22	Cilindrata / *Displacement*	vedi tabella / *see table*
D	Rotazione destra / *Clockwise rotation*	**D =** Rotazione destra / *Clockwise rotation* **S =** Rotazione sinistra / *Anticlockwise rotation*
(H)	Anello di rinforzo per piccola pressione in aspirazione *Stiffening seal for low suction pressure*	(a richiesta / *(optional)*)
—		
10	Tipo albero / *Shaft type*	**10 - 13 - 14**
G	Tipo connessioni / *Connections type*	**G - N - W - F - T**
(VT)	Opzioni / *Optional*	**(VT)** Guarnizione in Viton (a richiesta) *Viton seals (optional)* **VLP-I (N)** Valvola limitatrice di pressione (pag. A-63) *Pressure relief valve (page A-63)*

Conn Connessioni / *Connections*

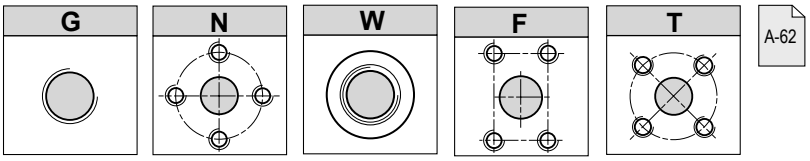

A-62

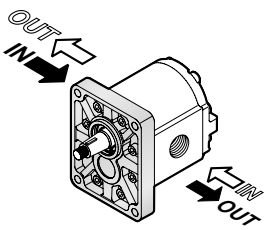



Il segno sul corpo indica il **lato aspirazione** per le pompe.
*The sign on the body identify the **suction side** for the pumps.*

Rotazione / *Rotation*	
D	**S**

Flangia e coperchio in Alluminio
Flange and cover in Aluminium

Standard

POMPE GRUPPO / ***PUMPS GROUP*** **3**

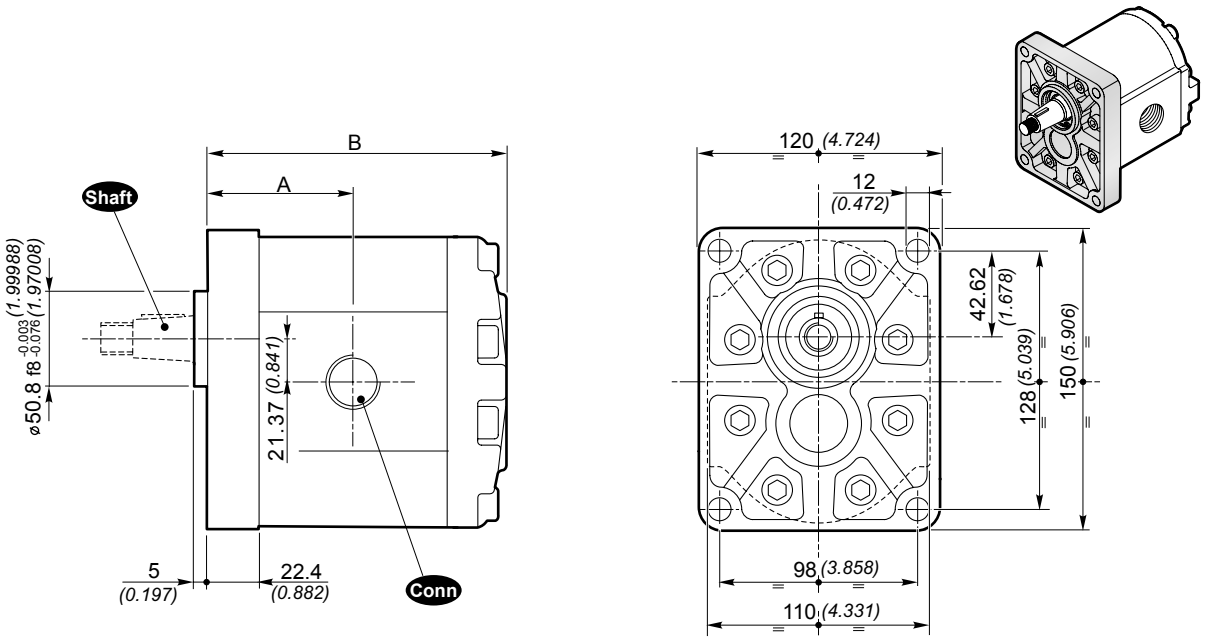

Shaft Alberi disponibili / *Available shafts*

Tipo / *Type* **10**

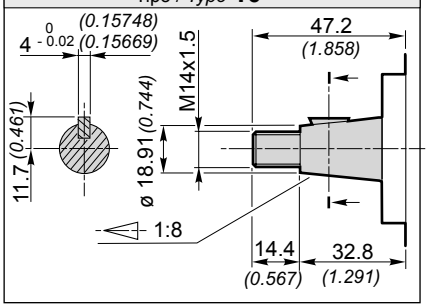

Coppia **240 Nm** / *Torque **177 ft·lbs***

Tipo / *Type* **13**

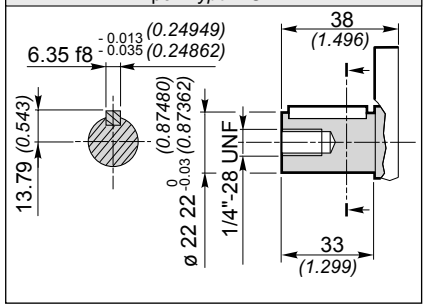

Coppia **240 Nm** / *Torque **177 ft·lbs***

Tipo / *Type* **14**

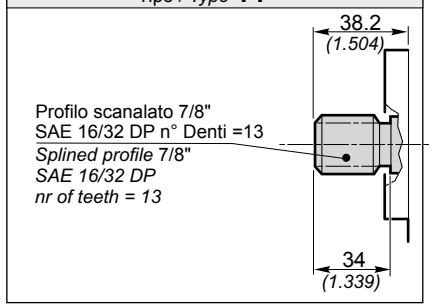

Coppia **240 Nm** / *Torque **177 ft·lbs***

POMPE GRUPPO 3 / PUMPS GROUP 3 — Standard

Flangia e coperchio in Ghisa
Flange and cover in Cast iron

Dati tecnici / *Technical data*

Grandezza *Size*	Cilindrata *Displacement* [cm³/rev] (in³/rev)	Pressione max. d'esercizio *Max. working pressure* P1 [bar] (PSI)	P2 [bar] (PSI)	P3 [bar] (PSI)	Velocità max. *Max. speed* [g/min] (rpm)	Portata max. *Max. flow* [lt/min] (Gal/min)	Velocità min. Min. speed [g/min] (rpm)	Portata min. Min. flow [lt/min] (Gal/min)	Dimensioni *Dimensions* A [mm] (inch)	B [mm] (inch)	Massa *Mass* [Kg] (lbs)	Rendimento volumetrico min. *Min. volumetric efficiency* %
3SP G19	19 (1.16)	270 (3915)	290 (4205)	320 (4640)	3500	66.5 (17.57)	700	12.64 (3.34)	62.4 (2.457)	128.3 (5.051)	7.53 (16.60)	95*
3SP G22	22.3 (1.36)	260 (3770)	280 (4060)	300 (4350)	3500	78 (20.61)	700	14.83 (3.92)	63.9 (2.516)	131.3 (5.169)	7.66 (16.89)	
3SP G29	29.3 (1.79)	240 (3480)	260 (3770)	280 (4060)	3300	96.7 (25.55)	700	19.48 (5.15)	66.9 (2.634)	137.3 (5.406)	7.94 (17.51)	
3SP G33	32.9 (2.01)	240 (3480)	260 (3770)	280 (4060)	3300	108.6 (28.69)	700	21.88 (5.78)	68.4 (2.693)	140.3 (5.524)	8.08 (17.82)	
3SP G36	36.4 (2.22)	230 (3335)	250 (3625)	270 (3915)	3300	120.1 (31.73)	700	24.21 (6.40)	69.9 (2.752)	143.3 (5.642)	8.21 (18.10)	
3SP G44	43.5 (2.65)	200 (2900)	220 (3190)	240 (3480)	3000	130.5 (34.48)	700	28.93 (7.64)	72.9 (2.870)	149.3 (5.878)	8.49 (18.72)	
3SP G52	51.7 (3.15)	200 (2900)	220 (3190)	240 (3480)	3000	155.1 (40.98)	700	34.38 (9.08)	76.4 (3.008)	156.3 (6.154)	8.80 (19.40)	
3SP G62	61.1 (3.73)	180 (2610)	190 (2755)	200 (2900)	2500	152.7 (40.34)	700	40.63 (10.73)	80.4 (3.165)	164.3 (6.469)	9.17 (20.22)	

* (Valori rilevati in fase di collaudo a 1500 giri/min / *Value collected during the testing at 1500 rpm)*

Esempio di ordinazione in codice / *Example of ordering code*

3SP	G	22	D	(H)	-	10	G	(VT)

3SP	Tipo pompa / *Pump type*	vedi tabella / *see table*
G	Flangia e coperchio / *Flange and cover*	**G** = Ghisa / *Cast iron*
22	Cilindrata / *Displacement*	vedi tabella / *see table*
D	Rotazione destra / *Clockwise rotation*	**D =** Rotazione destra / *Clockwise rotation* **S =** Rotazione sinistra / *Anticlockwise rotation*
(H)	Anello di rinforzo per piccola pressione in aspirazione *Stiffening seal for low suction pressure*	(a richiesta / *(optional)*)
—		
10	Tipo albero / *Shaft type*	**10 - 13 - 14**
G	Tipo connessioni / *Connections type*	**G - N - W - F - T**
(VT)	Opzioni / *Optional*	**(VT)** Guarnizione in Viton (a richiesta) *Viton seals (optional)* **VLP-I (N)** Valvola limitatrice di pressione (pag. A-63) *Pressure relief valve (page A-63)*

Conn Connessioni / *Connections*

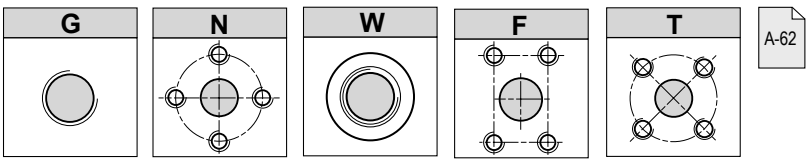

A-62

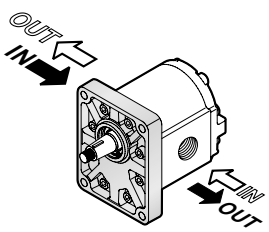



Il segno sul corpo indica il **lato aspirazione** per le pompe.
*The sign on the body iidentify the **suction side** for the pumps.*

Rotazione / *Rotation*	
D	**S**

Flangia e coperchio in Ghisa
Flange and cover in Cast iron

Standard

POMPE GRUPPO / ***PUMPS GROUP*** **3**

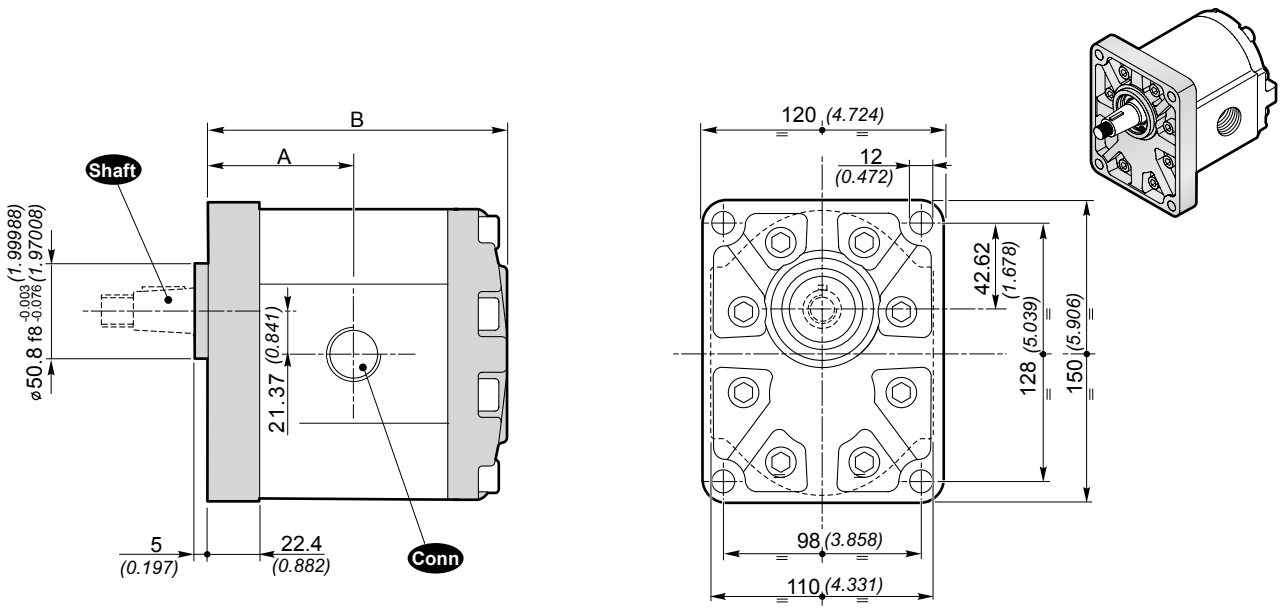

Shaft Alberi disponibili / *Available shafts*

Tipo / *Type* **10**

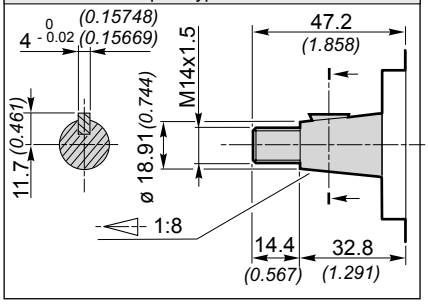

Coppia **240 Nm** / *Torque **177 ft·lbs***

Tipo / *Type* **13**

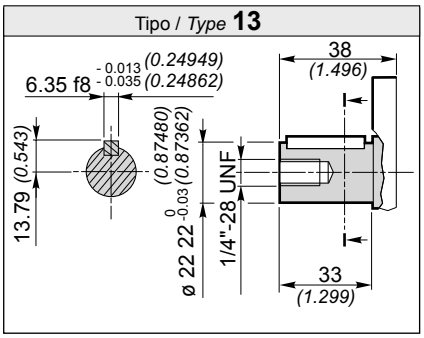

Coppia **240 Nm** / *Torque **177 ft·lbs***

Tipo / *Type* **14**

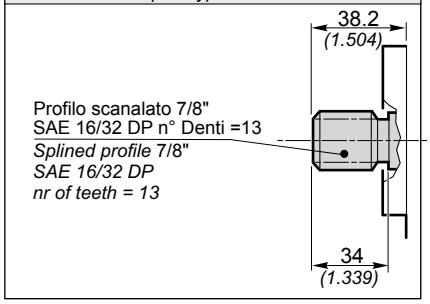

Coppia **240 Nm** / *Torque **177 ft·lbs***

POMPE GRUPPO / PUMPS GROUP 3 — SAE B, SAE B-OR

Flangia e coperchio in Alluminio
Flange and cover in Aluminium

Dati tecnici / *Technical data*

Grandezza *Size*	Cilindrata *Displacement* [cm³/rev] (in³/rev)	Pressione max. d'esercizio *Max. working pressure* P1 [bar] (PSI)	P2 [bar] (PSI)	P3 [bar] (PSI)	Velocità max. *Max. speed* [g/min] (rpm)	Portata max. *Max. flow* [lt/min] (Gal/min)	Velocità min. Min. speed [g/min] (rpm)	Portata min. Min. flow [lt/min] (Gal/min)	Dimensioni *Dimensions* A [mm] (inch)	B [mm] (inch)	Massa *Mass* [Kg] (lbs)	Rendimento volumetrico min. *Min. volumetric efficiency* %
3SP A19	19 (1.16)	250 (3625)	270 (3915)	300 (4350)	3500	66.5 (17.57)	700	12.64 (3.34)	59.4 (2.339)	125.3 (4.933)	5.23 (11.53)	95*
3SP A22	22.3 (1.36)	240 (3480)	260 (3770)	290 (4205)	3500	78 (20.61)	700	14.83 (3.92)	60.9 (2.398)	128.3 (5.051)	5.36 (11.82)	
3SP A29	29.3 (1.79)	220 (3190)	240 (3480)	260 (3770)	3300	96.7 (25.55)	700	19.48 (5.15)	63.9 (2.516)	134.3 (5.287)	5.64 (12.44)	
3SP A33	32.9 (2.01)	220 (3190)	230 (3335)	260 (3770)	3300	108.6 (28.69)	700	21.88 (5.78)	65.4 (2.575)	137.3 (5.406)	5.78 (12.75)	
3SP A36	36.4 (2.22)	210 (3045)	230 (3335)	250 (3625)	3300	120.1 (31.73)	700	24.21 (6.40)	66.9 (2.634)	140.3 (5.124)	5.91 (13.03)	
3SP A44	43.5 (2.65)	200 (2900)	220 (3190)	240 (3480)	3000	130.5 (34.48)	700	28.93 (7.64)	69.9 (2.752)	146.3 (5.760)	6.19 (13.65)	
3SP A52	51.7 (3.15)	200 (2900)	210 (3045)	240 (3480)	3000	155.1 (40.98)	700	34.38 (9.08)	73.4 (2.890)	153.3 (6.035)	6.50 (14.33)	
3SP A62	61.1 (3.73)	180 (2610)	190 (2755)	200 (2900)	2500	152.7 (40.34)	700	40.63 (10.73)	77.4 (3.047)	161.3 (6.350)	6.87 (15.15)	

* (Valori rilevati in fase di collaudo a 1500 giri/min / *Value collected during the testing at 1500 rpm)*

Esempio di ordinazione in codice / *Example of ordering code*

3SP	A	22	D	(H)	SAEB	-	14	G	(VT)

3SP	Tipo pompa / *Pump type*	vedi tabella / *see table*
A	Flangia e coperchio / *Flange and cover*	**A** = Alluminio / *Aluminium*
22	Cilindrata / *Displacement*	vedi tabella / *see table*
D	Rotazione destra / *Clockwise rotation*	**D =** Rotazione destra / *Clockwise rotation* **S =** Rotazione sinistra / *Anticlockwise rotation*
(H)	Anello di rinforzo per piccola pressione in aspirazione *Stiffening seal for low suction pressure*	(a richiesta / *(optional)*)
SAEB	Tipo flangia / *Flange type*	**SAE B - SAE B - OR**
—		
14	Tipo albero / *Shaft type*	**10 - 13 - 14**
G	Tipo connessioni / *Connections type*	**G - N - W - F - T**
(VT)	Opzioni / *Optional*	**(VT)** Guarnizione in Viton (a richiesta) *Viton seals (optional)* **VLP-I (N)** Valvola limitatrice di pressione (pag. A-63) *Pressure relief valve (page A-63)*

Conn Connessioni / *Connections*

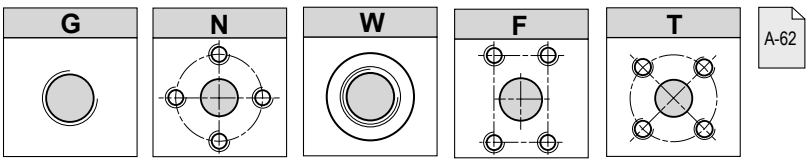

A-62



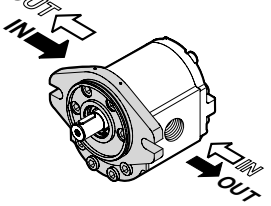



Il segno sul corpo indica il **lato aspirazione** per le pompe.
*The sign on the body identify the **suction side** for the pumps.*

Rotazione / *Rotation*	
D	**S**

Flangia e coperchio in Alluminio
Flange and cover in Aluminium

SAE B, SAE B-OR

POMPE GRUPPO / ***PUMPS GROUP*** **3**

SAE B-OR

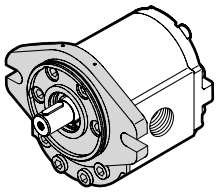

SAE B

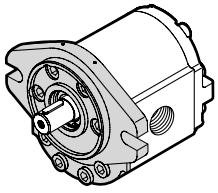

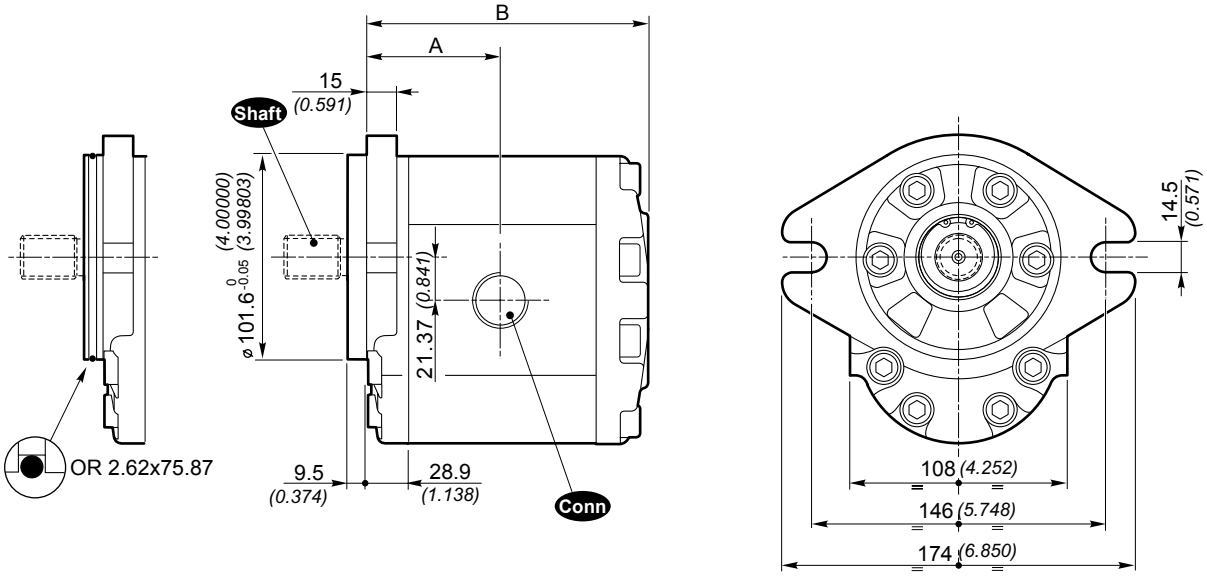

Shaft Alberi disponibili / *Available shafts*

Tipo / *Type* **10**

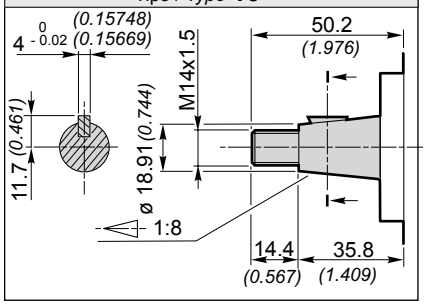

Coppia **240 Nm** / *Torque* ***177 ft·lbs***

Tipo / *Type* **13**

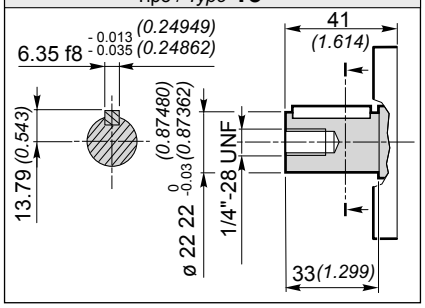

Coppia **240 Nm** / *Torque* ***177 ft·lbs***

Tipo / *Type* **14**

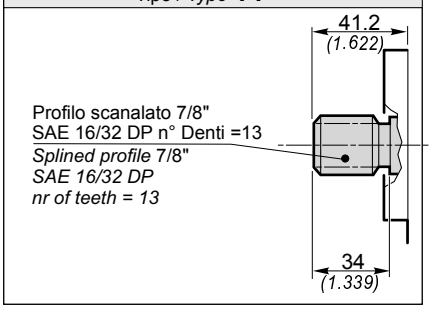

Coppia **240 Nm** / *Torque* ***177 ft·lbs***

POMPE GRUPPO 3 / PUMPS GROUP 3 — SAE B, SAE B-OR

Flangia e coperchio in Ghisa
Flange and cover in Cast iron

Dati tecnici / *Technical data*

Grandezza *Size*	Cilindrata *Displacement* [cm³/rev] (in³/rev)	Pressione max. d'esercizio *Max. working pressure* P1 [bar] (PSI)	P2 [bar] (PSI)	P3 [bar] (PSI)	Velocità max. *Max. speed* [g/min] (rpm)	Portata max. *Max. flow* [lt/min] (Gal/min)	Velocità min. Min. speed [g/min] (rpm)	Portata min. Min. flow [lt/min] (Gal/min)	Dimensioni *Dimensions* A [mm] (inch)	B [mm] (inch)	Massa *Mass* [Kg] (lbs)	Rendimento volumetrico min. *Min. volumetric efficiency* %
3SP G19	19 (1.16)	270 (3915)	290 (4205)	320 (4640)	3500	66.5 (17.57)	700	12.64 (3.34)	59.4 (2.339)	125.3 (4.933)	7.59 (16.74)	95*
3SP G22	22.3 (1.36)	260 (3770)	280 (4060)	300 (4350)	3500	78 (20.61)	700	14.83 (3.92)	60.9 (2.398)	128.3 (5.051)	7.72 (17.02)	
3SP G29	29.3 (1.79)	240 (3480)	260 (3770)	280 (4060)	3300	96.7 (25.55)	700	19.48 (5.15)	63.9 (2.516)	134.3 (5.287)	8.00 (17.64)	
3SP G33	32.9 (2.01)	240 (3480)	260 (3770)	280 (4060)	3300	108.6 (28.69)	700	21.88 (5.78)	65.4 (2.575)	137.3 (5.406)	8.14 (17.95)	
3SP G36	36.4 (2.22)	230 (3335)	250 (3625)	270 (3915)	3300	120.1 (31.73)	700	24.21 (6.40)	66.9 (2.634)	140.3 (5.524)	8.27 (18.24)	
3SP G44	43.5 (2.65)	200 (2900)	220 (3190)	240 (3480)	3000	130.5 (34.48)	700	28.93 (7.64)	69.9 (2.752)	146.3 (5.760)	8.55 (18.85)	
3SP G52	51.7 (3.15)	200 (2900)	220 (3190)	240 (3480)	3000	155.1 (40.98)	700	34.38 (9.08)	73.4 (2.890)	153.3 (6.035)	8.86 (19.54)	
3SP G62	61.1 (3.73)	180 (2610)	190 (2755)	200 (2900)	2500	152.7 (40.34)	700	40.63 (10.73)	77.4 (3.047)	161.3 (6.350)	9.23 (20.35)	

* (Valori rilevati in fase di collaudo a 1500 giri/min / *Value collected during the testing at 1500 rpm)*

Esempio di ordinazione in codice / *Example of ordering code*

3SP	G	22	D	(H)	SAEB	-	14	G	(VT)

3SP	Tipo pompa / *Pump type*	vedi tabella / *see table*
G	Flangia e coperchio / *Flange and cover*	**G** = Ghisa */ Cast iron*
22	Cilindrata / *Displacement*	vedi tabella / *see table*
D	Rotazione destra / *Clockwise rotation*	**D =** Rotazione destra / *Clockwise rotation* **S =** Rotazione sinistra / *Anticlockwise rotation*
(H)	Anello di rinforzo per piccola pressione in aspirazione *Stiffening seal for low suction pressure*	(a richiesta / *(optional)*)
SAEB	Tipo flangia / *Flange type*	**SAE B - SAE B - OR**
—		
14	Tipo albero / *Shaft type*	**10 - 13 - 14**
G	Tipo connessioni / *Connections type*	**G - N - W - F - T**
(VT)	Opzioni / *Optional*	**(VT)** Guarnizione in Viton (a richiesta) *Viton seals (optional)* **VLP-I (N)** Valvola limitatrice di pressione (pag. A-63) *Pressure relief valve (page A-63)*

Conn Connessioni / *Connections*

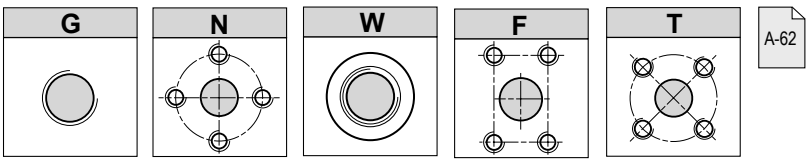

A-62

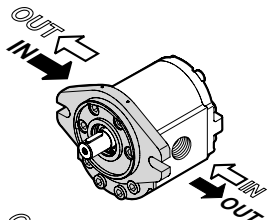

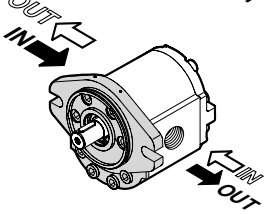



Il segno sul corpo indica il **lato aspirazione** per le pompe.
*The sign on the body identify the **suction side** for the pumps.*

Rotazione / *Rotation*	
D	**S**

Flangia e coperchio in Ghisa
Flange and cover in Cast iron

SAE B, SAE B-OR

POMPE GRUPPO / ***PUMPS GROUP*** **3**

SAE B-OR

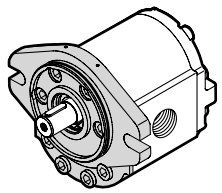

SAE B

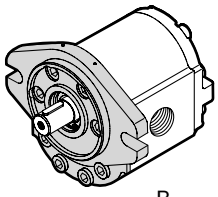

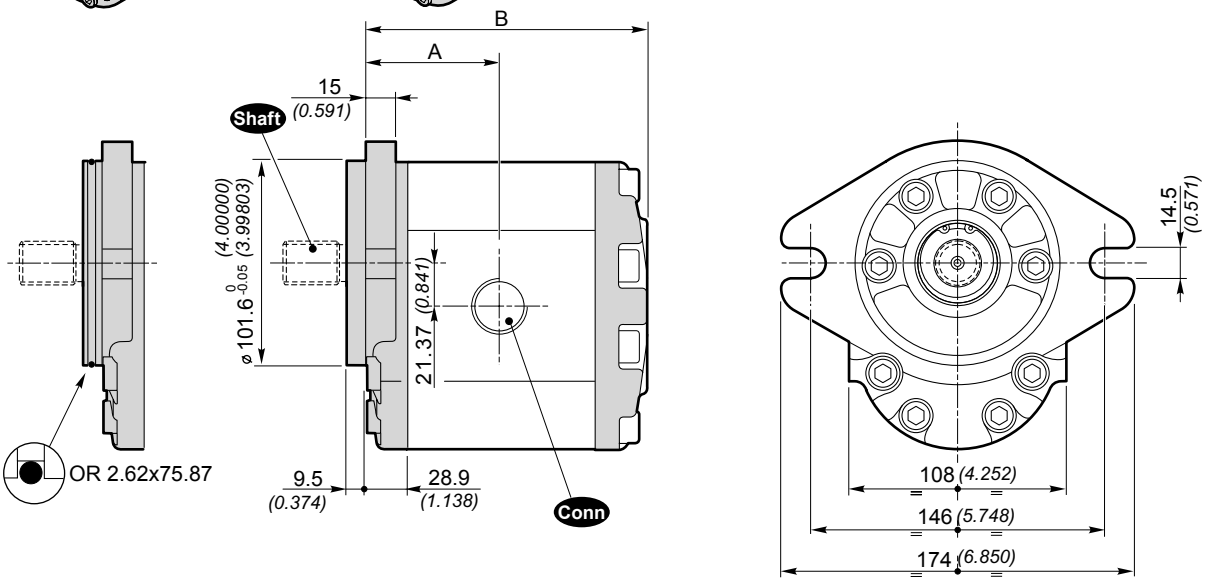

Shaft Alberi disponibili / *Available shafts*

Tipo / *Type* **10**

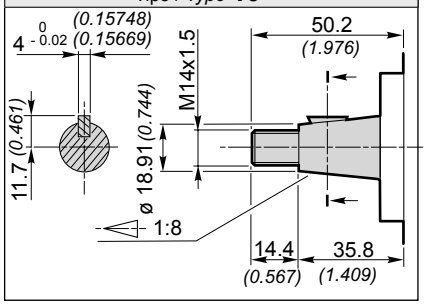

Coppia **240 Nm** / *Torque* ***177 ft·lbs***

Tipo / *Type* **13**

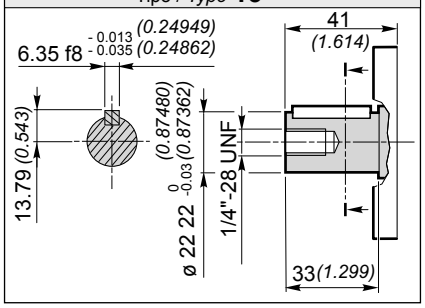

Coppia **240 Nm** / *Torque* ***177 ft·lbs***

Tipo / *Type* **14**

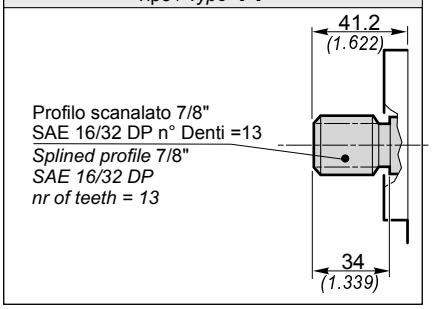

Coppia **240 Nm** / *Torque* ***177 ft·lbs***

POMPE GRUPPO / PUMPS GROUP 3 — ZFC

Dati tecnici / *Technical data*

Grandezza *Size*	Cilindrata *Displacement* [cm³/rev] (in³/rev)	Pressione max. d'esercizio *Max. working pressure* P1 [bar] (PSI)	P2 [bar] (PSI)	P3 [bar] (PSI)	Velocità max. *Max. speed* [g/min] (rpm)	Portata max. *Max. flow* [lt/min] (Gal/min)	Velocità min. *Min. speed* [g/min] (rpm)	Portata min. *Min. flow* [lt/min] (Gal/min)	Dimensioni *Dimensions* A [mm] (inch)	B [mm] (inch)	Massa *Mass* [Kg] (lbs)	Rendimento volumetrico min. *Min. volumetric efficiency* %
3SP G19	19 (1.16)	270 (3915)	290 (4205)	320 (4640)	3500	66.5 (17.57)	700	12.64 (3.34)	110.5 (4.350)	176.4 (6.945)	7.58 (16.71)	95*
3SP G22	22.3 (1.36)	260 (3770)	280 (4060)	300 (4350)	3500	78 (20.61)	700	14.83 (3.92)	112.0 (4.409)	179.4 (7.063)	7.72 (17.02)	
3SP G29	29.3 (1.79)	240 (3480)	260 (3770)	280 (4060)	3300	96.7 (25.55)	700	19.48 (5.15)	115.0 (4.528)	185.4 (7.299)	8.0 (17.64)	
3SP G33	32.9 (2.01)	240 (3480)	260 (3770)	280 (4060)	3300	108.6 (28.69)	700	21.88 (5.78)	116.5 (4.587)	188.4 (7.417)	8.14 (17.95)	
3SP G36	36.4 (2.22)	230 (3335)	250 (3625)	270 (3915)	3300	120.1 (31.73)	700	24.21 (6.40)	118.0 (4.646)	191.4 (7.535)	8.28 (18.26)	
3SP G44	43.5 (2.65)	200 (2900)	220 (3190)	240 (3480)	3000	130.5 (34.48)	700	28.93 (7.64)	121.0 (4.764)	197.4 (7.772)	8.55 (18.85)	
3SP G52	51.7 (3.15)	200 (2900)	220 (3190)	240 (3480)	3000	155.1 (40.98)	700	34.38 (9.08)	124.5 (4.902)	204.4 (8.047)	8.88 (19.58)	
3SP G62	61.1 (3.73)	180 (2610)	190 (2755)	200 (2900)	2500	152.7 (40.34)	700	40.63 (10.73)	128.5 (5.059)	212.4 (8.362)	9.25 (20.40)	

* (Valori rilevati in fase di collaudo a 1500 giri/min / *Value collected during the testing at 1500 rpm)*

Esempio di ordinazione in codice / *Example of ordering code*

3SP	G	22	D	ZFC	-	24	G	(VT)

3SP	Tipo pompa / *Pump type*	vedi tabella / *see table*
G	Flangia e coperchio / *Flange and cover*	**G** = Ghisa */ Cast iron*
22	Cilindrata / *Displacement*	vedi tabella / *see table*
D	Rotazione destra / *Clockwise rotation*	**D =** Rotazione destra / *Clockwise rotation* **S =** Rotazione sinistra / *Anticlockwise rotation*
ZFC	Tipo flangia / *Flange type*	**SAE B - SAE B - OR**
—		
14	Tipo albero / *Shaft type*	**10 - 13 - 14**
G	Tipo connessioni / *Connections type*	**G - N - W - F - T**
(VT)	Opzioni / *Optional*	**(VT)** Guarnizione in Viton (a richiesta) *Viton seals (optional)*

Conn Connessioni / *Connections*

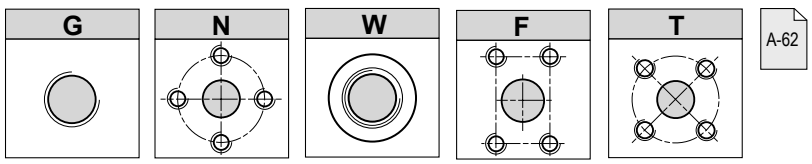

A-62

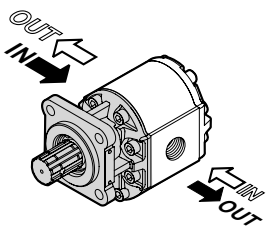



Il segno sul corpo indica il **lato aspirazione** per le pompe.
*The sign on the body identify the **suction side** for the pumps.*

Rotazione / *Rotation*	
D	**S**

ZFC

POMPE GRUPPO / ***PUMPS GROUP*** **3**

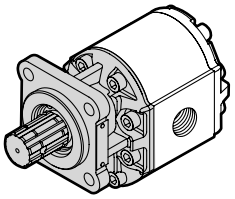

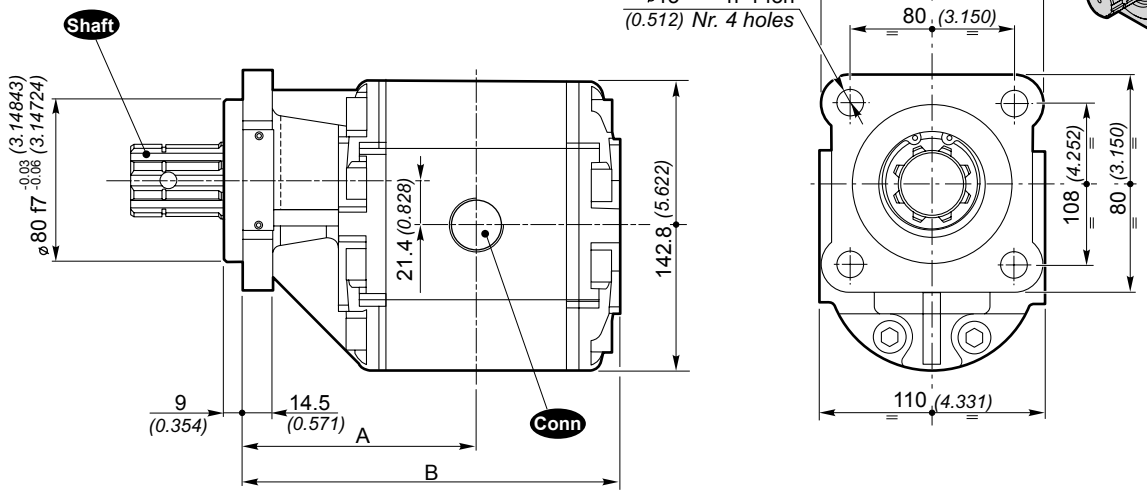

Shaft Alberi disponibili / *Available shafts*

Tipo / *Type* **24**

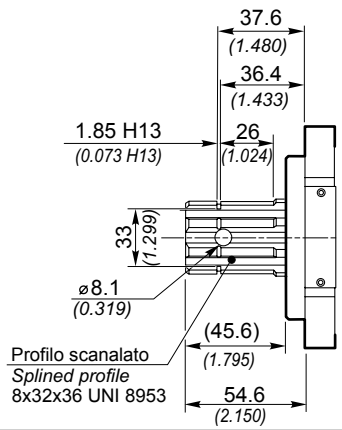

Coppia **240 Nm** / *Torque* ***177 ft·lbs***

POMPE GRUPPO / *PUMPS GROUP* 3

CONNESSIONI / *CONNECTIONS*

G

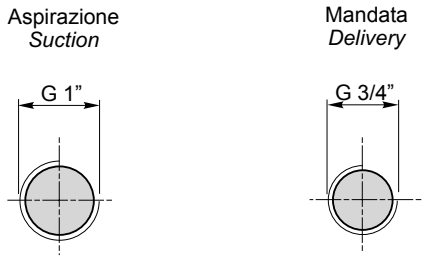

N

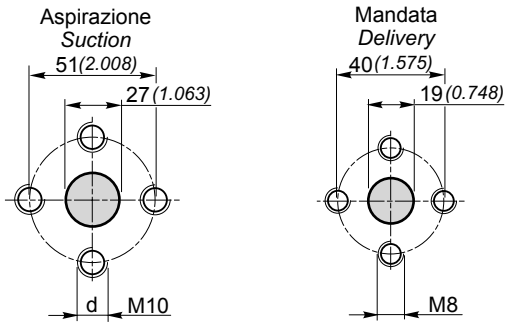

W

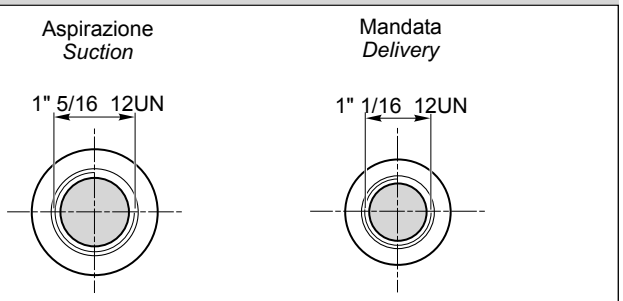

F

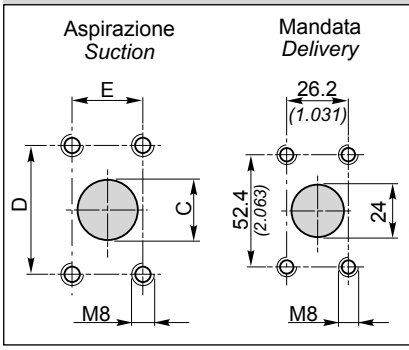

Grand./ *Size* 19 ÷ 36		
C	**D**	**E**
27 (1.063)	52.4 (2.063)	26.2 (1.031)

Grand./ *Size* 44 ÷ 62		
C	**D**	**E**
42 (1.654)	35.6 (1.402)	69.8 (2.748)

T

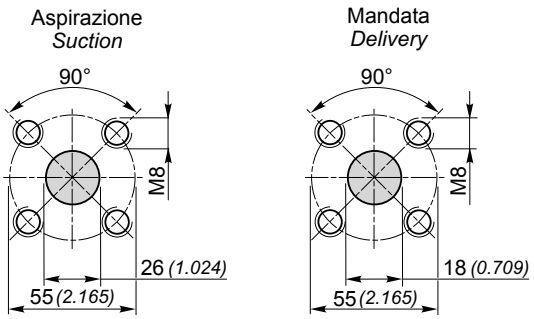



Il segno sul corpo indica il **lato aspirazione** per le pompe.
*The sign on the body identify the **suction side** for the pumps.*

Posizione delle connessioni / *Connections positions*

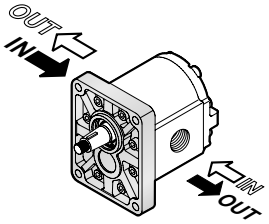

Rotazione / *Rotation*	
D	**S**