Rexroth
Bosch Group

Common cavities and tooling

RE 18325-70/10.12
Replaces: RE 18325-70/07.12

2-way

3-way / 3-way short

4-way

Summary

Description	Page
Common cavity **2-way**	
CA-08A-2N	2
CA-10A-2N	2
CA-12A-2N	2
CA-16A-2N	2
CA-20A-2N	2
Tools	2
Common cavity **3-way short**	
CA-08A-3C	3
CA-10A-3C	3
CA-12A-3C	3
CA-16A-3C	3
CA-20A-3C	3
Tools	3

Description	Page
Common cavity **3-way**	
CA-08A-3N	4
CA-10A-3N	4
CA-12A-3N	4
CA-16A-3N	4
CA-20A-3N	4
Tools	4
Common cavity **4-way**	
CA-08A-4N	5
CA-10A-4N	5
CA-12A-4N	5
CA-16A-4N	5
CA-20A-4N	5
Tools	5

Common cavities - Tools
2-way

1 mm = 0.03937 in
1 in = 25.4 mm

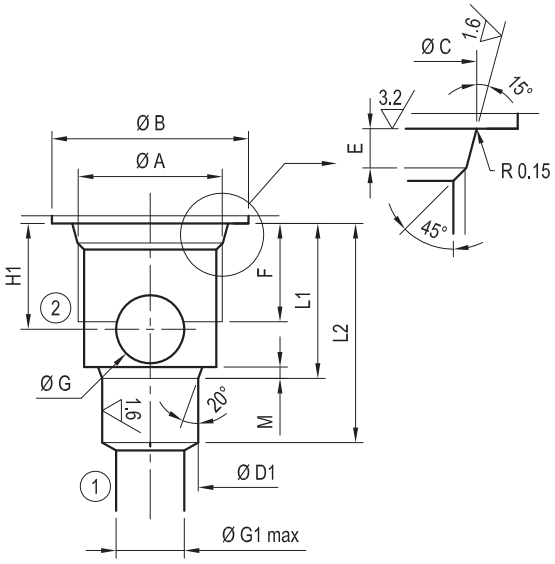

General tolerance : ± 0,3 mm

◎ 0.03
⊥ 0.02

TWO WAY	CA-08A-2N	CA-10A-2N	CA-12A-2N	CA-16A-2N	CA-20A-2N
A	3/4-16 UNF-2B	7/8-14 UNF-2B	1-1/16 12 UN-2B	1-5/16 12 UN-2B	1-5/8 12 UN-2B
B	26	30	35	42	48
C	$20.6^{+0.1}_{-0}$	$23.9^{+0.1}_{-0}$	$29.2^{+0.1}_{-0}$	$35.5^{+0.1}_{-0}$	$43.5^{+0.1}_{-0}$
D1	$12.7^{+0.05}_{-0}$	$15.87^{+0.05}_{-0}$	$22.22^{+0.05}_{-0}$	$28.60^{+0.05}_{-0}$	$36.52^{+0.05}_{-0}$
E	$2.6^{+0.3}_{-0}$	$2.6^{+0.3}_{-0}$	$3.3^{+0.3}_{-0}$	$3.3^{+0.3}_{-0}$	$3.4^{+0.3}_{-0}$
F	13	15	20	20	22
G	9	12	18	19	25
G1	12	15	19	24	35
H1	14	18	26	25	31
L1	20.5	25.5	36.5	36	46
L2	29	34.5	48	49	59
M	1.5	1.5	-	-	-

TOOLS (ALUMINIUM/STEEL *)	**ORDERING CODE**				
DRILL 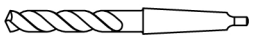	Ø G1	Ø G1	Ø G1	Ø G1	Ø G1
FORM DRILL 	P-CA-08A-2N	P-CA-10A-2N	P-CA-12A-2N	P-CA-16A-2N	P-CA-20A-2N
FORM REAMER 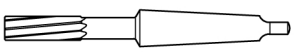	A-CA-08A-2N	A-CA-10A-2N	A-CA-12A-2N	A-CA-16A-2N	A-CA-20A-2N
PLUG TAP 	M-CA-08A	M-CA-10A	M-CA-12A	M-CA-16A	M-CA-20A

* NOTE: tools only suitable for small series production.

Common cavities - Tools
3-way short

1 mm = 0.03937 in
1 in = 25.4 mm

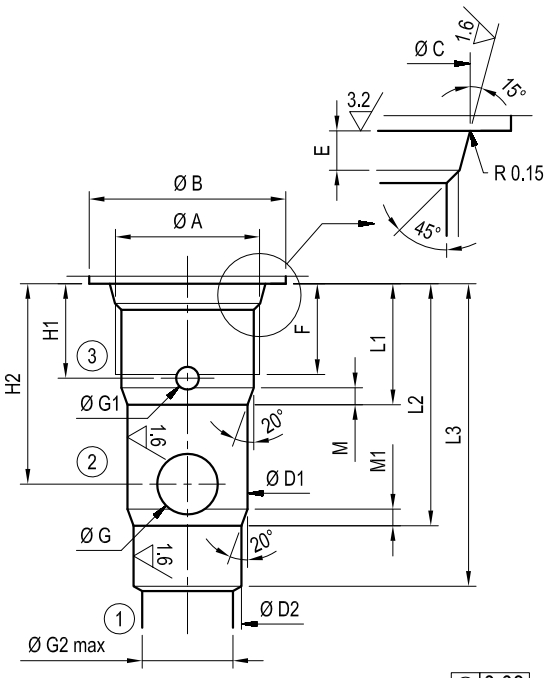

THREE WAY SHORT	CA-08A-3C	CA-10A-3C	CA-12A-3C	CA-16A-3C	CA-20A-3C
A	3/4-16 UNF-2B	7/8-14 UNF-2B	1-1/16 12 UN-2B	1-5/16 12 UN-2B	1-5/8 12 UN-2B
B	26	30	35	42	48
C	$20.6^{+0.1}_{-0}$	$23.9^{+0.1}_{-0}$	$29.2^{+0.1}_{-0}$	$35.5^{+0.1}_{-0}$	$43.5^{+0.1}_{-0}$
D1	$15.87^{+0.05}_{-0}$	$19.05^{+0.05}_{-0}$	$23.80^{+0.05}_{-0}$	$28.60^{+0.05}_{-0}$	$36.52^{+0.05}_{-0}$
D2	$14.27^{+0.05}_{-0}$	$17.47^{+0.05}_{-0}$	$22.22^{+0.05}_{-0}$	$25.42^{+0.05}_{-0}$	$33.35^{+0.05}_{-0}$
E	$2.6^{+0.3}_{-0}$	$2.6^{+0.3}_{-0}$	$3.3^{+0.3}_{-0}$	$3.3^{+0.3}_{-0}$	$3.4^{+0.3}_{-0}$
F	12	13	21	16.5	20
G	8	14	14	15	28
G1	3	4	5	5	7
G2	12	15	19	24	30
H1	12.5	14	22.5	17.5	20
H2	26.5	31.5	40.5	38	50
L1	16	18	26.5	22	25.5
L2	32	40	49.5	47.5	65.5
L3	40	49	60	58	78
M	-	-	-	2	-
M1	-	-	-	2	-

TOOLS (ALUMINIUM/STEEL *)	**ORDERING CODE**				
DRILL 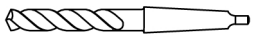	Ø G2	Ø G2	Ø G2	Ø G2	Ø G2
FORM DRILL 	P-CA-08A-3C	P-CA-10A-3C	P-CA-12A-3C	P-CA-16A-3C	P-CA-20A-3C
FORM REAMER 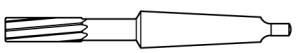	A-CA-08A-3C	A-CA-10A-3C	A-CA-12A-3C	A-CA-16A-3C	A-CA-20A-3C
PLUG TAP 	M-CA-08A	M-CA-10A	M-CA-12A	M-CA-16A	M-CA-20A

* NOTE: tools only suitable for small series production.

Common cavities - Tools
3-way

1 mm = 0.03937 in
1 in = 25.4 mm

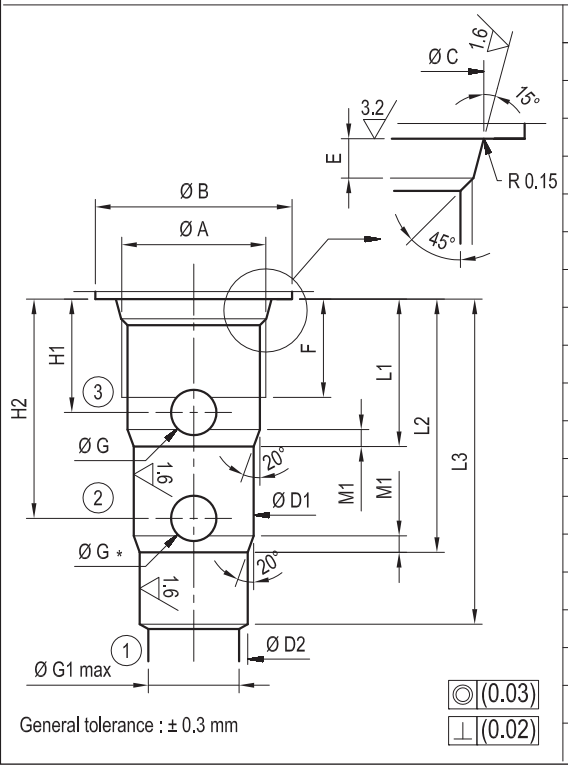

THREE WAY	CA-08A-3N	CA-10A-3N	CA-12A-3N	CA-16A-3N	CA-20A-3N
A	3/4-16 UNF-2B	7/8-14 UNF-2B	1-1/16 12 UN-2B	1-5/16 12 UN-2B	1-5/8 12 UN-2B
B	26	30	35	42	54
C	20.6 $^{+0,1}_{-0}$	23.9 $^{+0,1}_{-0}$	29.2 $^{+0,1}_{-0}$	35.5 $^{+0,1}_{-0}$	43.5 $^{+0,1}_{-0}$
D1	15.87 $^{+0.05}_{-0}$	17.47 $^{+0.05}_{-0}$	23.80 $^{+0.05}_{-0}$	28.60 $^{+0.05}_{-0}$	36.52 $^{+0.05}_{-0}$
D2	14.27 $^{+0.05}_{-0}$	15.87 $^{+0.05}_{-0}$	22.22 $^{+0.05}_{-0}$	27.00 $^{+0.05}_{-0}$	33.35 $^{+0.05}_{-0}$
E	2.6 $^{+0,3}_{-0}$	2.6 $^{+0,3}_{-0}$	3.3 $^{+0,3}_{-0}$	3.3 $^{+0,3}_{-0}$	3.4 $^{+0,3}_{-0}$
F	13	14	20	20	22
G	6	8	14	17	25
G1	12	15	19	24	30
H1	15	18	28	25.5	31
H2	29	34	53	54	72
L1	19.5	23.5	36.5	35.5	46
L2	33.5	39.5	61.5	64	87.5
L3	43	48.5	73	75	100
M	-	(1.5)	-	-	-
M1	-	-	-	-	-
*	-	-	-	-	25.5

TOOLS (ALUMINIUM/STEEL *)	**ORDERING CODE**				
DRILL 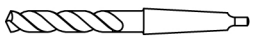	Ø G1	Ø G1	Ø G1	Ø G1	Ø G1
FORM DRILL 	P-CA-08A-3N	P-CA-10A-3N	P-CA-12A-3N	P-CA-16A-3N	P-CA-20A-3N
FORM REAMER 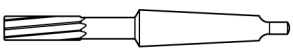	A-CA-08A-3N	A-CA-10A-3N	A-CA-12A-3N	A-CA-16A-3N	A-CA-20A-3N
PLUG TAP 	M-CA-08A	M-CA-10A	M-CA-12A	M-CA-16A	M-CA-20A

* NOTE: tools only suitable for small series production.

Common cavities - Tools
4-way

1 mm = 0.03937 in
1 in = 25.4 mm

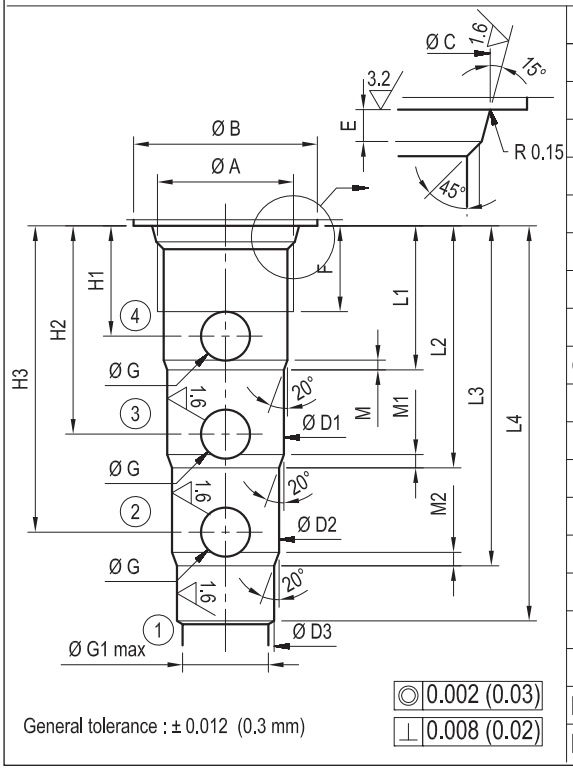

FOUR WAY	CA-08A-4N	CA-10A-4N	CA-12A-4N	CA-16A-4N	CA-20A-4N
A	3/4-16 UNF-2B	7/8-14 UNF-2B	1-1/16 12 UN-2B	1-5/16 12 UN-2B	1-5/8 12 UN-2B
B	26	30	35	42	48
C	20.6 $^{+0,1}_{-0}$	23.9 $^{+0,1}_{-0}$	29.2 $^{+0,1}_{-0}$	35.5 $^{+0,1}_{-0}$	43.5 $^{+0,1}_{-0}$
D1	15.87 $^{+0.05}_{-0}$	19.05 $^{+0.05}_{-0}$	23.80 $^{+0.05}_{-0}$	28.60 $^{+0.05}_{-0}$	36.52 $^{+0.05}_{-0}$
D2	14.27 $^{+0.05}_{-0}$	17.47 $^{+0.05}_{-0}$	22.22 $^{+0.05}_{-0}$	27.00 $^{+0.05}_{-0}$	33.35 $^{+0.05}_{-0}$
D3	12.70 $^{+0.05}_{-0}$	15.87 $^{+0.05}_{-0}$	20.62 $^{+0.05}_{-0}$	25.42 $^{+0.05}_{-0}$	31.75 $^{+0.05}_{-0}$
E	2.6 $^{+0,3}_{-0}$	2.6 $^{+0,3}_{-0}$	3.3 $^{+0,3}_{-0}$	3.3 $^{+0,3}_{-0}$	3.4 $^{+0,3}_{-0}$
F	13	15	19	20	22
G	6	8	14	16	25
G1	12	15	19	24	30
H1	15	18	28	25	32
H2	29	34	53	53.5	72
H3	43	50	78	82	114
L1	19.5	23.5	36.5	35.5	46
L2	33.5	39.5	61.5	64	87
L3	47.5	55.5	87.5	92.5	128.5
L4	56	64.5	99	104	142
M	-	-	-	-	-
M1	-	-	-	-	-
M2	-	-	-	-	-

TOOLS (ALUMINIUM/STEEL *)	**ORDERING CODE**				
DRILL 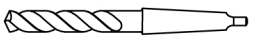	Ø G1	Ø G1	Ø G1	Ø G1	Ø G1
FORM DRILL 	P-CA-08A-4N	P-CA-10A-4N	P-CA-12A-4N	P-CA-16A-4N	P-CA-20A-4N
FORM REAMER 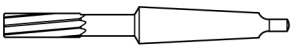	A-CA-08A-4N	A-CA-10A-4N	A-CA-12A-4N	A-CA-16A-4N	A-CA-20A-4N
PLUG TAP 	M-CA-08A	M-CA-10A	M-CA-12A	M-CA-16A	M-CA-20A

* NOTE: tools only suitable for small series production.

Bosch Rexroth Oil Control S.p.A.
Via Leonardo da Vinci 5
P.O. Box no. 5
41015 Nonantola – Modena, Italy
Tel. +39 059 887 611
Fax +39 059 547 848
cartridges@oilcontrol.com
www.boschrexroth.com

© This document, as well as the data, specifications and other information set forth in it, are the exclusive property of Bosch Rexroth Oil Control S.p.a.. It may not be reproduced or given to third parties without its consent.

The data specified above only serve to describe the product. No statements concerning a certain condition or suitability for a certain application can be derived from our information. The information given does not release the user from the obligation of own judgment and verification. It must be remembered that our products are subject to a natural process of wear and aging.

Subject to change.