Rexroth
Bosch Group

Load holding / Motion control valves

Product Selection Guide

Summary

	Page
Pilot operated check valves	2
Counterbalance:	
Single configuration	3
Dual configuration	4
Counterbalance with regenerative function	5
Valves for motors:	
Dual cross over relief	6
Single counterbalance with brake release port	7
Dual counterbalance with brake release port	8
Motion control	9
Load lowering and relief valves	10
Check and metering valves	10-11
Flow regulators	12-14
Auxiliary valves:	
Pressure reducing	15
Sequence	15-16
Shuttle	16
Special Valves	16-17

Pilot operated Check

Standard configuration

Symbol	Type	Max. Pressure bar (psi)	Max. Flow l/min. (gpm)	Ports size	Data Sheet	Page
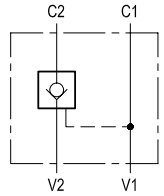 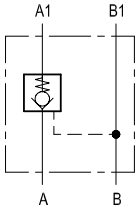	VSO-SE	210 (3000)	30 (8)	G 3/8	18307-01	25
	VSO-SE	210 (3000)	50 (13)	G 1/2	18307-02	27
	VSO-SE	210 (3000)	100 (26)	G 3/4	18307-03	29
	VSO-SE-FC1	210 (3000)	30 (8)	Flangeable	18307-04	31
	VSO-SE-FC1	210 (3000)	50 (8)	Flangeable	18307-05	33
	VSO-SE-DL	210 (3000)	20 (5)	G 1/4	18307-06	35
	VSO-SE-DL	210 (3000)	20 (5)	G 3/8	18307-07	37
	VSO-SE-DL	210 (3000)	50 (13)	G 1/2	18307-08	39
	VSO-SE-DL-FCV	210 (3000)	30 (8)	G 3/8	18307-09	41
	A-VSO-SE-LB	350 (5000)	20 (5)	G 1/4	18307-10	43

Vented pilot piston

Symbol	Type	Max. Pressure bar (psi)	Max. Flow l/min. (gpm)	Ports size	Data Sheet	Page
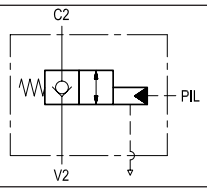	VSO-SE-PS	210 (3000)	30 (8)	G 3/8	18307-11	45

Manual shut-off

Symbol	Type	Max. Pressure bar (psi)	Max. Flow l/min. (gpm)	Ports size	Data Sheet	Page
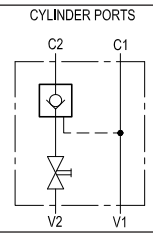	VSO-SE-DL-SX	210 (3000)	up to 60 (16)	G 3/8 - G 1/2	18307-12	47
	VSO-SE-DL-DX	210 (3000)	up to 60 (16)	G 3/8 - G 1/2	18307-13	49
	VSO-SE-DL-FCV-SX	210 (3000)	30 (8)	G 3/8	18307-14	51
	VSO-SE-DL-FCV-DX	210 (3000)	30 (8)	G 3/8	18307-15	53

Dual, standard configuration

Symbol	Type	Max. Pressure bar (psi)	Max. Flow l/min. (gpm)	Ports size	Data Sheet	Page
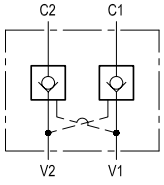 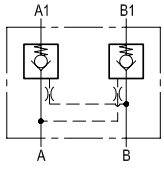	VSO-DE	210 (3000)	30 (8)	G 3/8	18307-16	55
	VSO-DE	210 (3000)	50 (13)	G 1/2	18307-17	57
	VSO-DE	210 (3000)	100 (26)	G 3/4	18307-18	59
	VSO-DE-FC2	210 (3000)	30 (8)	Flangeable	18307-19	61
	VSO-DE-FC2	210 (3000)	50 (13)	Flangeable	18307-20	63
	VSO-DE-DL	350 (5000)	20 (5)	G 1/4	18307-21	65
	VSO-DE-L	350 (5000)	50 (13)	G 3/8	18307-22	67
	VSO-DE-L	350 (5000)	50 (13)	G 1/2	18307-23	69
	VSO-DE-LB	350 (5000)	20 (5)	G 1/4	18307-24	71

Counterbalance

Single, standard configuration

Symbol	Type	Max. Pressure bar (psi)	Max. Flow l/min. (gpm)	Ports size	Data Sheet	Page
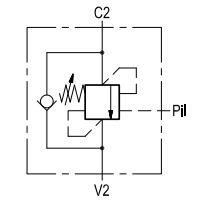	A-VBSO-SE-78	350 (5000)	40 (11)	G 1/4	18307-34	77
	A-VBSO-SE-78-PL	350 (5000)	40 (11)	G 1/4	18307-35	79
	A-VBSO-SE-78-PL-FC2	350 (5000)	40 (11)	Flangeable	18307-36	81
	A-VBSO-SE-30	350 (5000)	60 (16)	G 1/4 - G 3/8 - G 1/2	18307-37	83
	A-VBSO-SE-30-FC1	350 (5000)	40 (11)	Flangeable	18307-38	85
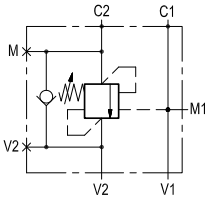	A-VBSO-SE-30-PI-PL	350 (5000)	60 (16)	G 3/8 - G 1/2	18307-32	87
	A-VBSO-SE-30-PL-FC1	350 (5000)	60 (16)	Flangeable	18307-40	89
	A-VBSO-SE-30-FC2-PI-PL	350 (5000)	60 (16)	Flangeable	18307-33	91
	A-VBSO-SE-30-SAF	350 (5000)	80 (21)	G 1/2	18307-42	93
	A-VBSO-SE-90-PL	350 (5000)	90 (24)	G 1/2	18308-45	95
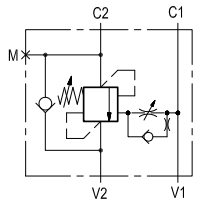	VBSO-SE	210 (3000)	up to 140 (37)	G 1/2 - G3/4	18307-43	97
	A-VBSO-SE-33-PL	350 (5000)	150 (40)	G 1/2 - G3/4	18307-44	99
	A-VBSO-SE-33-PL-FC1	350 (5000)	150 (40)	Flangeable	18307-45	101
	A-VBSO-SE-33-PL-FC2	350 (5000)	150 (40)	Flangeable	18307-46	103
	A-VBSO-SE-42	350 (5000)	350 (92)	G 1	18308-46	105

Single, relief compensated

Symbol	Type	Max. Pressure bar (psi)	Max. Flow l/min. (gpm)	Ports size	Data Sheet	Page
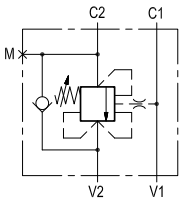	A-VBSO-SE-CC-78	350 (5000)	40 (11)	G 1/4	18308-44	107
	A-VBSO-SE-CC-30	350 (5000)	60 (16)	G 3/8 - G 1/2	18307-47	109
	A-VBSO-SE-CC-30-PL	350 (5000)	60 (16)	G 3/8 - G 1/2	18307-48	111
	A-VBSO-SE-CC-30-PL-FC1	350 (5000)	60 (16)	Flangeable	18307-49	113
	A-VBSO-SE-CC-30-PL-FC2	350 (5000)	60 (16)	Flangeable	18307-50	115
	VBSO-SE-CC	210 (3000)	up to 140 (37)	G 1/2 - G 3/4	18307-51	117

Single, vented

Symbol	Type	Max. Pressure bar (psi)	Max. Flow l/min. (gpm)	Ports size	Data Sheet	Page
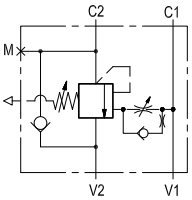	A-VBSO-SE-CCAP-78	350 (5000)	40 (11)	G 1/4	18308-48	119
	A-VBSO-SE-CCAP-33-PL	350 (5000)	150 (40)	G 1/2 - G 3/4	18307-52	121
	A-VBSO-SE-CCAP-33-PL-FC1	350 (5000)	150 (40)	Flangeable	18307-53	123
	A-VBSO-SE-CCAP-33-PL-FC2	350 (5000)	150 (40)	Flangeable	18307-54	125
	A-VBSO-SE-CCAP-42	350 (5000)	350 (92)	G 1	18308-47	127

Counterbalance

Dual, standard configuration

Symbol	Type	Max. Pressure bar (psi)	Max. Flow l/min. (gpm)	Ports size	Data Sheet	Page
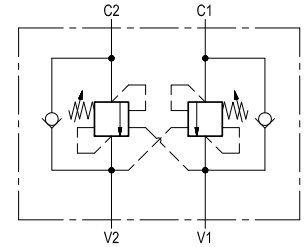	A-VBSO-DE-78	350 (5000)	40 (11)	G 1/4	18307-55	129
	A-VBSO-DE-78-FC2	350 (5000)	40 (11)	Flangeable	18307-56	131
	VBSO-DE-NN	210 (3000)	40 (11)	G 3/8	18307-57	133
	VBSO-DE-NN-FC2	210 (3000)	40 (11)	Flangeable	18307-58	135
	A-VBSO-DE-30-PI	350 (5000)	60 (16)	G 3/8 - G 1/2	18307-72	137
	A-VBSO-DE-30-FC1	350 (5000)	60 (16)	Flangeable	18307-60	139
	A-VBSO-DE-30-FCB-PI	350 (5000)	60 (16)	Flangeable	18307-73	141
	A-VBSO-DE-SAF	350 (5000)	80 (21)	G 1/2	18307-62	143
	A-VBSO-DE-90-FC2	350 (5000)	90 (24)	Flangeable	18308-63	145
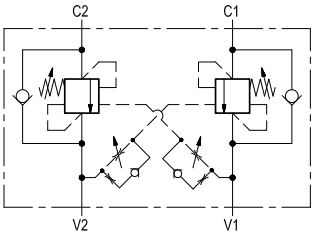	VBSO-DE	210 (3000)	140 (37)	G 1/2 - G 3/4	18307-63	147
	VBSO-DE-FC2	210 (3000)	up to 140 (37)	Flangeable	18307-64	149
	VBSO-DE-33	210 (3000)	150 (40)	G 1/2 - G 3/4	18307-65	151
	VBSO-DE-33	210 (3000)	150 (40)	G 1/2 - G 3/4	18308-65	153
	VBSO-DE-33-FC2	210 (3000)	150 (40)	Flangeable	18307-66	155

Dual, relief compensated

Symbol	Type	Max. Pressure bar (psi)	Max. Flow l/min. (gpm)	Ports size	Data Sheet	Page
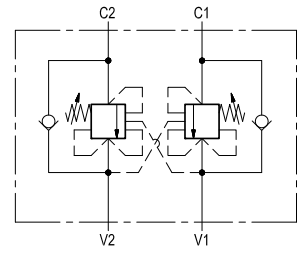	A-VBSO-DE-CC-30	350 (5000)	60 (16)	G 3/8 - G 1/2	18307-67	157
	VBSO-DE-CC	210 (3000)	up to 140 (37)	G 1/2 - G 3/4	18307-68	159
	A-VBSO-DE-CC	350 (5000)	140 (37)	G 3/4	18307-69	161

Dual, vented

Symbol	Type	Max. Pressure bar (psi)	Max. Flow l/min. (gpm)	Ports size	Data Sheet	Page
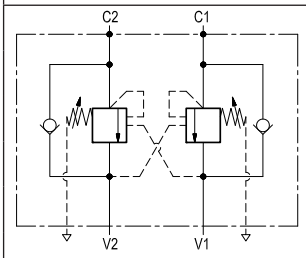	A-VBSO-DE-CCAP-78-FC2	350 (5000)	40 (11)	Flangeable	18308-64	163
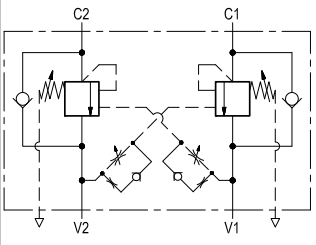	A-VBSO-DE-CCAP-33	350 (5000)	150 (40)	G 3/4	18307-70	165
	VBSO-DE-CCAP-33-FC2	210 (3000)	150 (40)	Flangeable	18307-71	167

Counterbalance valves with regenerative function

Dual, standard configuration

Symbol	Type	Max. Pressure bar (psi)	Max. Flow l/min. (gpm)	Ports size	Data Sheet	Page
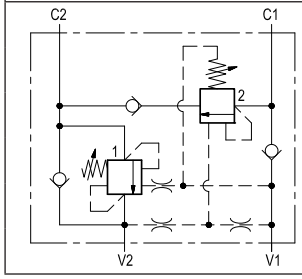	VBSO-DE-CR-78	210 (3000)	40 (11)	G 3/8	18307-90	171
	VBSO-DE-CR-30	210 (3000)	60 (16)	G 1/2	18307-91	173
	VBSO-DE-CR-33	210 (3000)	100 (26)	G 1/2	18307-92	175

Dual, pressure sensitive

Symbol	Type	Max. Pressure bar (psi)	Max. Flow l/min. (gpm)	Ports size	Data Sheet	Page
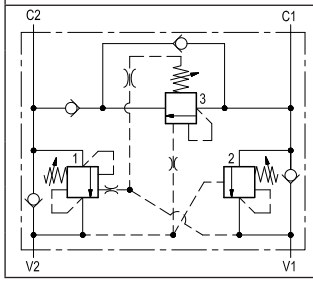	VBSO-DE-CR-EA-33	210 (3000)	100 (26)	G 1/2	18307-93	177

Dual, solenoid controlled

Symbol	Type	Max. Pressure bar (psi)	Max. Flow l/min. (gpm)	Ports size	Data Sheet	Page
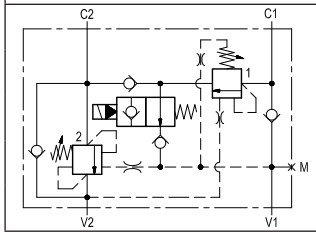	VBSO-DE-CR-EE-33	210 (3000)	100 (26)	G 3/4	18307-94	179

Dual, pressure controlled

Symbol	Type	Max. Pressure bar (psi)	Max. Flow l/min. (gpm)	Ports size	Data Sheet	Page
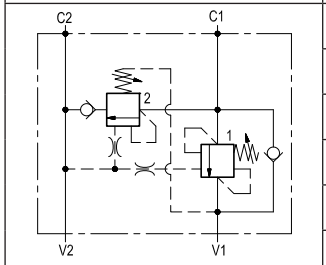	A-VBSO-CR-EA-42	350 (5000)	220 (58)	Flangeable	18307-95	181
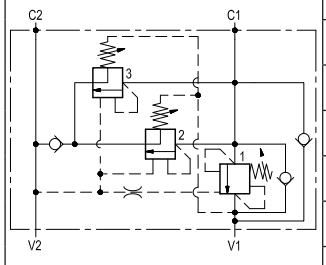	A-VBSO-CR-EA-42	350 (5000)	400 (106)	Flangeable	18307-96	183

Valves for motors - Dual Cross over relief

Direct acting

Symbol	Type	Max. Pressure bar (psi)	Max. Flow l/min. (gpm)	Ports size	Data Sheet	Page
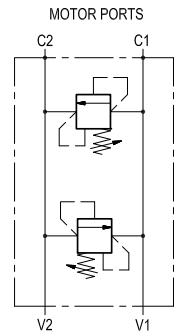	VSDI-30	210 (3000)	30 (8)	G 3/8 - G 1/2	18308-15	187
	VSDI-30-FM	210 (3000)	30 (8)	on SAUER-DANFOSS OMP-OMR series	18308-16	189
	VSDI-30-FM	210 (3000)	30 (8)	on SAUER-DANFOSS OMS series	18308-17	191
	VSDI-80	210 (3000)	80 (21)	G 1/2 - G 3/4	18308-19	195

Direct acting with anti-cavitation check valves

Symbol	Type	Max. Pressure bar (psi)	Max. Flow l/min. (gpm)	Ports size	Data Sheet	Page
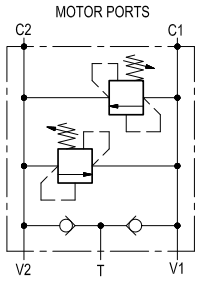	VSDI-VA-30-FM	210 (3000)	30 (8)	on SAUER-DANFOSS OMS series	18308-18	193
	VSDI-VA-80	210 (3000)	80 (8)	G 1/2 - G 3/4	18308-20	197
	VSDI-VA-80-FM	210 (3000)	80 (8)	on REXROTH motors A2FE-28-32 series	18308-21	199

Pilot operated with anti-cavitation check valves

Symbol	Type	Max. Pressure bar (psi)	Max. Flow l/min. (gpm)	Ports size	Data Sheet	Page
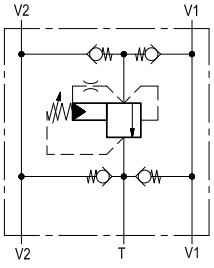	A-VAA-CC-150	350 (5000)	150 (40)	G 1/2 - G 3/4 - G 1	18308-24	201
	A-VAA-CC-42-FM	350 (5000)	200 (53)	on REXROTH motors A2FE-45-56-63 series	18308-25	203

Valves for motors - Single counterbalance with brake release port

In-line

Symbol	Type	Max. Pressure bar (psi)	Max. Flow l/min. (gpm)	Ports size	Data Sheet	Page
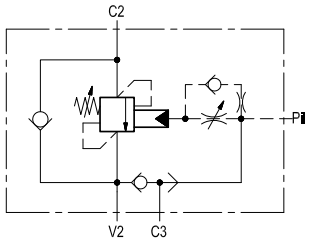	A-VBSO-SE-LA-33	350 (5000)	150 (40)	G 1/2 - G 3/4	18308-35	207
	A-VBSO-SE-LA-42	350 (5000)	350 (93)	G 3/4 - G 1	18308-36	209

Flangeable to motor

Symbol	Type	Max. Pressure bar (psi)	Max. Flow l/min. (gpm)	Ports size	Data Sheet	Page
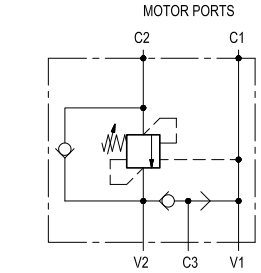	VBSO-SE-FA-30	210 (3000)	60 (16)	on SAUER-DANFOSS OMP-OMR series	18308-37	211
	VBSO-SE-FA-30	210 (3000)	60 (16)	on SAUER-DANFOSS OMS series	18308-38	213
	VBSO-SE-FA-33	210 (3000)	170 (45)	on REXROTH motors A2FE-45-56-63	18308-39	215
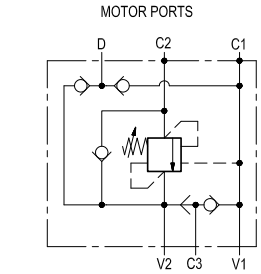	VBSO-SE-FA-RD-30	210 (3000)	60 (16)	on SAUER-DANFOSS OMP-OMR series	18308-40	217
	VBSO-SE-FA-RD-90	210 (3000)	90 (24)	on SAUER-DANFOSS OMS-OMSW-OMSS series	18308-41	219
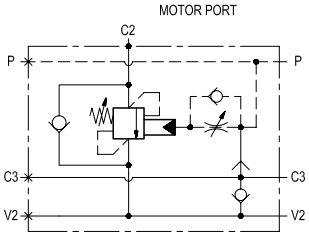	A-VBSO-SE-FA-42	350 (5000)	350 (93)	SAE 6000	18308-42	221
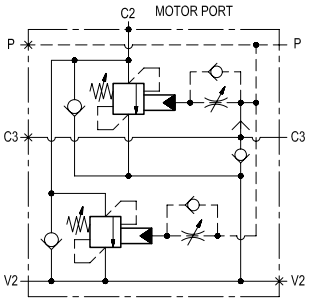	A-VBSO-SE-FA-42	350 (5000)	550 (145)	SAE 6000	18308-43	223

Valves for motors - Dual counterbalance

Standard configuration with brake release port

Symbol	Type	Max. Pressure bar (psi)	Max. Flow l/min. (gpm)	Ports size	Data Sheet	Page
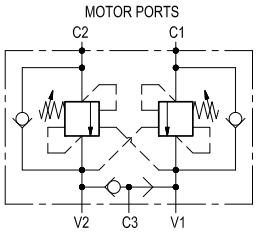	A-VBSO-DE-VF-30	350 (5000)	60 (16)	G 3/8 - G 1/2	18308-53	227
	VBSO-DE-VF-30-FM	210 (3000)	60 (16)	on REXROTH motors A2FE-28-32 series	18308-54	229
	VBSO-DE-VF-30-VSDI-FM	210 (3000)	60 (16)	on SAUER-DANFOSS OMP-OMR series	18308-55	231
	VBSO-DE-VF-30-FM	210 (3000)	60 (16)	on SAUER-DANFOSS OMS series	18308-56	233

With brake release port and dual cross over relief

Symbol	Type	Max. Pressure bar (psi)	Max. Flow l/min. (gpm)	Ports size	Data Sheet	Page
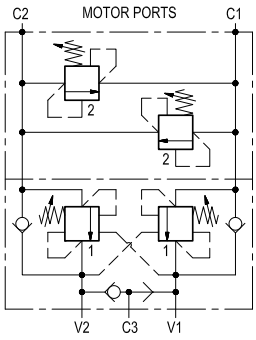	VBSO-DE-VF-30-VSDI-FM	210 (3000)	60 (16)	on SAUER-DANFOSS OMP-OMR series	18308-57	235
	VBSO-DE-VF-30-VSDI-FM	210 (3000)	60 (16)	on SAUER-DANFOSS OMS series	18308-58	237

With pressure reducer for brake release port

Symbol	Type	Max. Pressure bar (psi)	Max. Flow l/min. (gpm)	Ports size	Data Sheet	Page
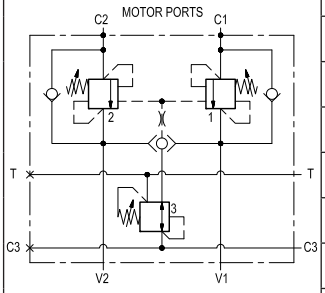	VBSO-DE-VF-30-FM	210 (3000)	60 (16)	on REXROTH motors A2FE-28-32 series	18308-59	239
	A-VBSN-DE-VF-12A-FM	350 (5000)	120 (32)	on REXROTH motors A2FE-45-56-63 series	18308-60	241
	A-VBSN-DE-VF-20A-FM	350 (5000)	320 (85)	on REXROTH motors A2FE-80-90 series	18308-61	243
	A-VBSN-DE-VF-20A-FM	350 (5000)	320 (85)	on REXROTH motors A2FE-107-125 series	18308-62	245

Valves for motors - Motion control

Standard configuration

Symbol	Type	Max. Pressure bar (psi)	Max. Flow l/min. (gpm)	Ports size	Data Sheet	Page
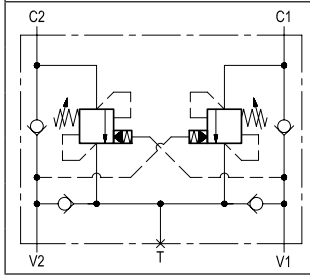	VAA-B-SICN-ST-50	210 (3000)	40 (11)	G 3/8	18308-72	249
	VAA-B-SICN-ST-150	210 (3000)	120 (32)	G 3/4	18308-73	251
	VAA-B-SICN-ST-250	210 (3000)	200 (53)	G 1	18308-74	253

With brake release port

Symbol	Type	Max. Pressure bar (psi)	Max. Flow l/min. (gpm)	Ports size	Data Sheet	Page
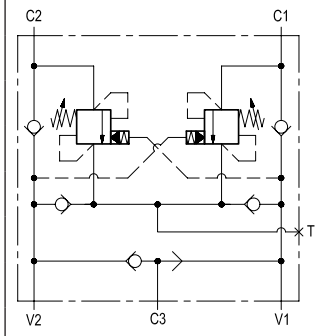	VAA-B-SICN-ST-VF-50	210 (3000)	40 (11)	G 3/8	18308-75	255
	VAA-B-SICN-ST-VF-150	210 (3000)	120 (32)	G 3/4	18308-76	257
	VAA-B-SICN-ST-VF-250	210 (3000)	200 (53)	G 1	18308-77	259

Dual setting

Symbol	Type	Max. Pressure bar (psi)	Max. Flow l/min. (gpm)	Ports size	Data Sheet	Page
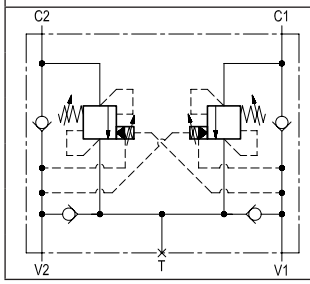	VAA-B-SICN-PDRM-50	210 (3000)	40 (11)	G 3/8	18308-78	261
	VAA-B-SICN-PDRM-150	210 (3000)	120 (32)	G 3/4	18308-79	263
	VAA-B-SICN-PDRM-250	210 (3000)	200 (53)	G 1	18308-80	265

Dual setting with brake release port

Symbol	Type	Max. Pressure bar (psi)	Max. Flow l/min. (gpm)	Ports size	Data Sheet	Page
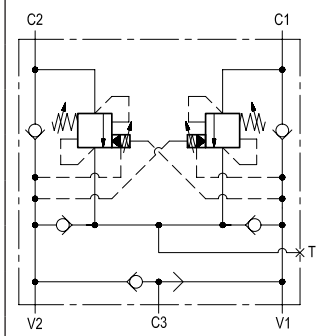	VAA-B-SICN-PDRM-VF-50	210 (3000)	40 (11)	G 3/8	18308-81	267
	VAA-B-SICN-PDRM-VF-150	210 (3000)	120 (32)	G 3/4	18308-82	269
	VAA-B-SICN-PDRM-VF-250	210 (3000)	200 (53)	G 1	18308-83	271

Load lowering and relief

In-line

Symbol	Type	Max. Pressure bar (psi)	Max. Flow l/min. (gpm)	Ports size	Data Sheet	Page
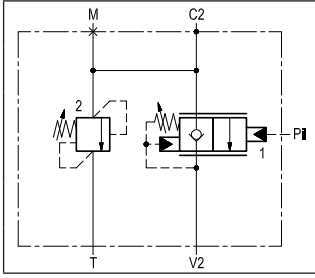	VRBC90-VS30	210 (3000)	90 (24)	G 1/2	18310-30	275

Flangeable

Symbol	Type	Max. Pressure bar (psi)	Max. Flow l/min. (gpm)	Ports size	Data Sheet	Page
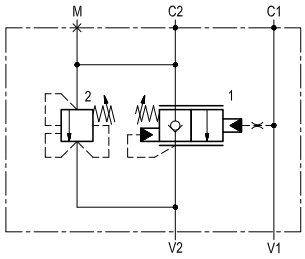	VRBC90-VS30-CC-FC2	210 (3000)	90 (24)	Flangeable	18310-31	277

Check and metering valves

In-line

Symbol	Type	Max. Pressure bar (psi)	Max. Flow l/min. (gpm)	Ports size	Data Sheet	Page
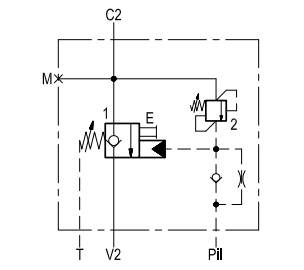	A-VBC-78-DX	420 (6000)	40 (11)	G 3/8	18309-01	281
	A-VBC-78-SX	420 (6000)	40 (11)	G 3/8	18309-02	283
	A-VBC-90-DX	420 (6000)	100 (26)	G 1/2	18309-03	285
	A-VBC-90-SX	420 (6000)	100 (26)	G 1/2	18309-04	287
	A-VBC-33-DX	420 (6000)	150 (40)	G 3/4	18309-05	289
	A-VBC-33-SX	420 (6000)	150 (40)	G 3/4	18309-06	291

Flangeable

Symbol	Type	Max. Pressure bar (psi)	Max. Flow l/min. (gpm)	Ports size	Data Sheet	Page
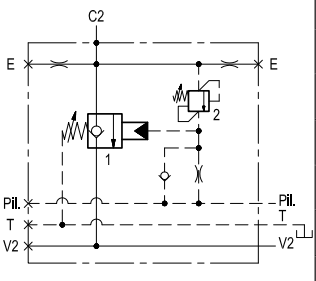	A-VBC-90-FC	420 (6000)	120 (32)	SAE 6000	18309-07	293
	A-VBC-33-FC	420 (6000)	150 (40)	SAE 6000	18309-08	295
	A-VBC-33-FC	420 (6000)	250 (66)	SAE 6000	18309-09	297
	A-VBC-42-FC	420 (6000)	350 (93)	SAE 6000	18309-10	299
	A-VBC-42-FC	420 (6000)	400 (106)	SAE 6000	18309-11	301
	A-VBC-42-FC	420 (6000)	500 (132)	SAE 6000	18309-12	303

Check and metering valves

Flangeable

Symbol	Type	Max. Pressure bar (psi)	Max. Flow l/min. (gpm)	Ports size	Data Sheet	Page
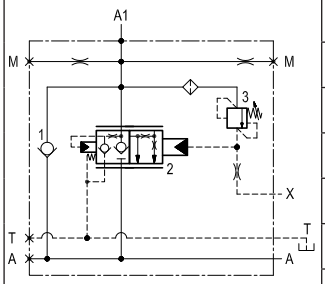	A-VBCN-15-FC	420 (6000)	200 (53)	SAE 6000	18309-13	305
	A-VBCN-18-FC	420 (6000)	300 (79)	SAE 6000	18309-14	307

Flangeable with oil recovery

Symbol	Type	Max. Pressure bar (psi)	Max. Flow l/min. (gpm)	Ports size	Data Sheet	Page
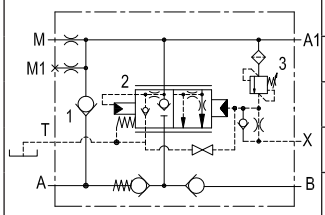	A-VBCN-15-DX-RE-FC	420 (6000)	200 (53)	SAE 6000	18309-15	309
	A-VBCN-15-SX-RE-FC	420 (6000)	200 (53)	SAE 6000	18309-16	311
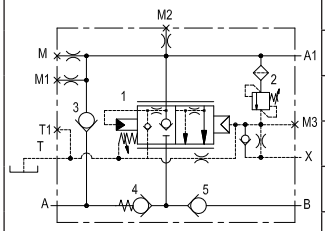	A-VBCN-22-DX-RE-FC	420 (6000)	400 (106)	SAE 6000	18309-18	313
	A-VBCN-22-SX-RE-FC	420 (6000)	400 (106)	SAE 6000	18309-17	315

Flow regulators

2-way, pressure compensated

Symbol	Type	Max. Pressure bar (psi)	Max. Flow l/min. (gpm)	Ports size	Data Sheet	Page
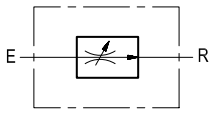	VRFC2	210 (3000)	20 (5)	G 3/8	18309-32	321
	VRFC2	210 (3000)	up to 190 (50)	G 3/8 - G 1/2 G 3/4 - G 1	18309-33	323
	VRFC2-L	210 (3000)	up to 90 (24)	G 3/8 - G 1/2 - G 3/4	18309-34	325
	A-VRFC2	350 (5000)	up to 190 (50)	G 3/8 - G 1/2 G 3/4 - G 1	18309-35	327

2-way, pressure compensated with check valve for free reverse flow

Symbol	Type	Max. Pressure bar (psi)	Max. Flow l/min. (gpm)	Ports size	Data Sheet	Page
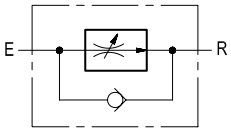	VRFC2-VU	210 (3000)	up to 190 (50)	G 3/8 - G 1/2 G 3/4 - G 1	18309-36	329

2-way, pressure compensated

Symbol	Type	Max. Pressure bar (psi)	Max. Flow l/min. (gpm)	Ports size	Data Sheet	Page
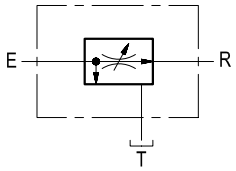	VRFC3	210 (3000)	25 (7)	G 3/8	18309-37	331
	VRFC3	210 (3000)	up to 90 (24)	G 3/8 - G 1/2 - G 3/4	18309-38	333
	VRFC3	210 (3000)	190 (50)	G 1	18309-39	335
	VRFC3-L	210 (3000)	up to 90 (24)	G 3/8 - G 1/2 - G 3/4	18309-40	337
	A-VRFC3	350 (5000)	up to 90 (24)	G 1/2 - G 3/4	18309-41	339
	A-VRFC3	350 (5000)	190 (50)	G 1	18309-42	341

3-way, pressure compensated with check valve for free reserve flow

Symbol	Type	Max. Pressure bar (psi)	Max. Flow l/min. (gpm)	Ports size	Data Sheet	Page
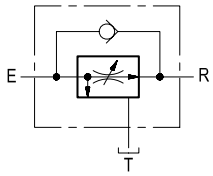	VRFC3-VU	210 (3000)	up to 55 (15)	G 3/8 - G 1/2	18309-43	343
	VRFC3-VU	210 (3000)	90 (24)	G 3/4	18309-44	345

Flow regulators

3-way, pressure compensated with relief

Symbol	Type	Max. Pressure bar (psi)	Max. Flow l/min. (gpm)	Ports size	Data Sheet	Page
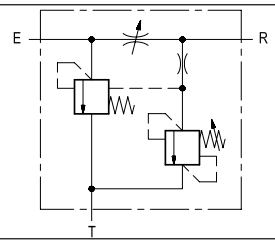	VRFC3-VS	210 (3000)	up to 190 (50)	G 3/8 - G 1/2 G 3/4 - G 1	18309-45	347
	VRFC3-VS	210 (3000)	up to 90 (24)	G 3/8 - G 1/2 - G 3/4	18309-46	349

3-way, pressure compensated with relief and solenoid control

Symbol	Type	Max. Pressure bar (psi)	Max. Flow l/min. (gpm)	Ports size	Data Sheet	Page
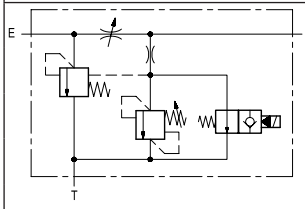	VRFC3-VS-VEI	210 (3000)	up to 190 (50)	G 1/2 - G 3/4 - G1	18309-47	351

3-way, pressure compensated with relief and solenoid by-pass

Symbol	Type	Max. Pressure bar (psi)	Max. Flow l/min. (gpm)	Ports size	Data Sheet	Page
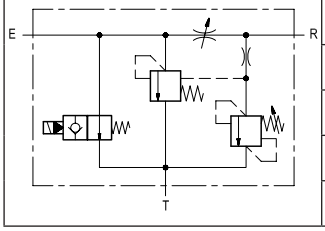	VRFC3-VS-BPE	210 (3000)	up to 55 (15)	G 3/8 - G 1/2	18309-48	353
	VRFC3-VS-BPE	210 (3000)	up to 90 (24)	G 3/4	18309-49	355

3-way, combination type, pressure compensated

Symbol	Type	Max. Pressure bar (psi)	Max. Flow l/min. (gpm)	Ports size	Data Sheet	Page
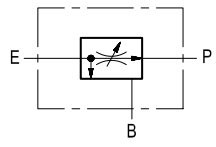	VRFC3C	210 (3000)	up to 190 (50)	G 3/8 - G 1/2 G 3/4 - G 1	18309-50	357
	A-VRFC3C	350 (5000)	up to 190 (50)	G 3/4 - G 1	18309-51	359
	VRFC3C	210 (3000)	up to 90 (24)	G 3/8 - G 1/2 - G 3/4	18309-52	361

3-way, heavy duty flow control, with pressure compensated and solenoid controlled priority flow

Symbol	Type	Max. Pressure bar (psi)	Max. Flow l/min. (gpm)	Ports size	Data Sheet	Page
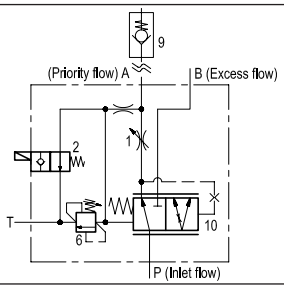	A-VRFC3C-VEI-VS	350 (5000)	up to 300 (80)	G 1/2 - G 3/4 G 1 - G 1 1/4	18309-53	363

Flow regulators

5-way, heavy duty flow control, with pressure compensated and solenoid controlled priority flow for two pumps systems

Symbol	Type	Max. Pressure bar (psi)	Max. Flow l/min. (gpm)	Ports size	Data Sheet	Page
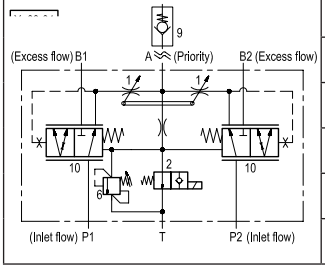	A-VRFC3C-VEI-VS	350 (5000)	up to 390 (103)	G 1/2 - G 3/4 - G 1	18309-54	369

3-way, heavy duty flow control, with pressure compensated, solenoid and load sensing controlled priority flow

Symbol	Type	Max. Pressure bar (psi)	Max. Flow l/min. (gpm)	Ports size	Data Sheet	Page
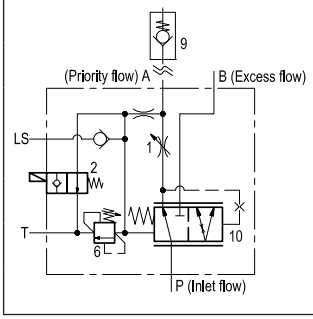	A-VRFC3C-VEI-VS-LS	350 (5000)	140 (37)	1 1/16-12 UN-2B	18309-63	375

2-way, heavy duty flow control, with pressure compensated, solenoid and load sensing controlled priority flow

Symbol	Type	Max. Pressure bar (psi)	Max. Flow l/min. (gpm)	Ports size	Data Sheet	Page
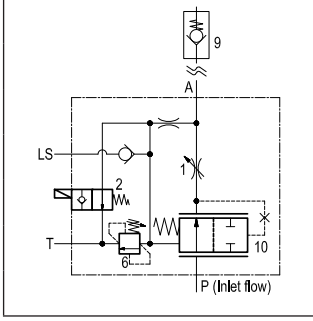	A-VRFC2C-VEI-VS-LS	350 (5000)	140 (37)	1 1/16-12 UN-2B	18309-64	381

Flow dividers, combiners

Symbol	Type	Max. Pressure bar (psi)	Max. Flow l/min. (gpm)	Ports size	Data Sheet	Page
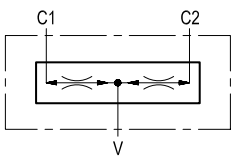	DRF	210 (3000)	up to 38 (10)	G 3/8	18309-55	387
	DRF	210 (3000)	up to 38 (10)	G 1/2 - G 3/8	18309-56	389
	DRF	210 (3000)	up to 150 (40)	G 3/4 - G 1/2	18309-57	391
	DRF	210 (3000)	up to 150 (40)	G 3/4 - G 1	18309-58	393
	A-DRF	350 (5000)	up to 16 (4)	G 3/8	18309-59	395
	A-DRF	350 (5000)	up to 50 (13)	G 1/2 - G 3/8	18309-60	397
	A-DRF	350 (5000)	up to 95 (25)	G 3/4 - G 1/2	18309-61	399
	A-DRF	350 (5000)	up to 150 (40)	G 3/4 - G 1	18309-62	401

Auxiliary valves - Pressure reducing

Pressure reducing and relieving, direct acting spool type

Symbol	Type	Max. Pressure bar (psi)	Max. Flow l/min. (gpm)	Ports size	Data Sheet	Page
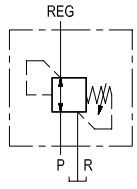	VRP-R	210 (3000)	20 (5)	G 3/8	18309-72	405

Pressure reducing and relieving, direct acting spool type with free flow check

Symbol	Type	Max. Pressure bar (psi)	Max. Flow l/min. (gpm)	Ports size	Data Sheet	Page
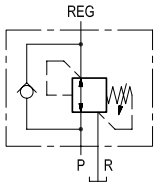	VRP-R-VU	210 (3000)	20 (5)	G 3/8	18309-73	407

Pressure reducing, pilot operated spool type

Symbol	Type	Max. Pressure bar (psi)	Max. Flow l/min. (gpm)	Ports size	Data Sheet	Page
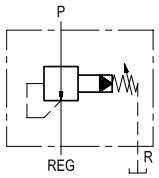	VRPC-150	210 (3000)	120 (32)	G 1/2 - G 3/4	18309-74	409

Auxiliary valves - Sequence

Direct acting poppet type

Symbol	Type	Max. Pressure bar (psi)	Max. Flow l/min. (gpm)	Ports size	Data Sheet	Page
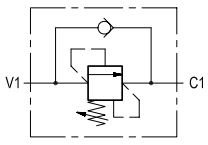	VSQ-10	210 (3000)	10 (3)	G 1/4	18309-84	413
	VSQ-30	210 (3000)	30 (8)	G 3/8 - G 1/2	18309-85	415

Auxiliary valves - Sequence

Direct acting poppet type, compensated

Symbol	Type	Max. Pressure bar (psi)	Max. Flow l/min. (gpm)	Ports size	Data Sheet	Page
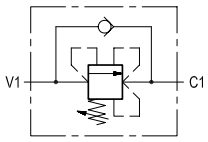	VSQ-CC-30	210 (3000)	30 (8)	G 3/8 - G 1/2	18309-87	419

Pilot operated spool type

Symbol	Type	Max. Pressure bar (psi)	Max. Flow l/min. (gpm)	Ports size	Data Sheet	Page
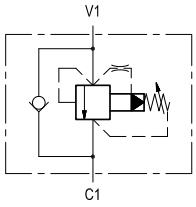	VSQP-150	210 (3000)	150 (40)	G 1/2 - G 3/4	18309-86	417

Pilot operated spool type, compensated

Symbol	Type	Max. Pressure bar (psi)	Max. Flow l/min. (gpm)	Ports size	Data Sheet	Page
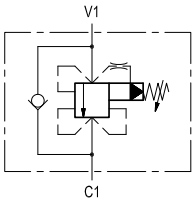	VSQP-CC-150	210 (3000)	150 (40)	G 1/2 - G 3/4	18309-88	421

Auxiliary valves - Shuttle

Symbol	Type	Max. Pressure bar (psi)	Max. Flow l/min. (gpm)	Ports size	Data Sheet	Page
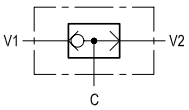	VFC	210 (3000)	50 (13)	G 1/4	18309-98	425

Special valves

Automatic shut-off

Symbol	Type	Max. Pressure bar (psi)	Max. Flow l/min. (gpm)	Ports size	Data Sheet	Page
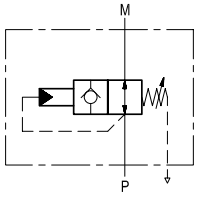	VEM	210 (3000)	15 (4)	G 1/4	18310-10	429

Special valves

Pilot operated unloading

Symbol	Type	Max. Pressure bar (psi)	Max. Flow l/min. (gpm)	Ports size	Data Sheet	Page
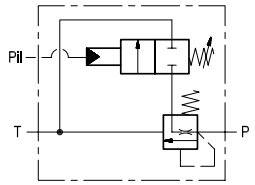	BM-N	210 (3000)	200 (53)	G 1/2 - G 3/4	18310-11	431

Pump unloading

Symbol	Type	Max. Pressure bar (psi)	Max. Flow l/min. (gpm)	Ports size	Data Sheet	Page
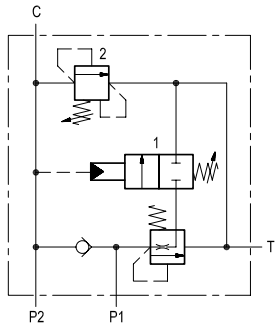	VEP-VSP2	210 (3000)	30 (8)	G 3/4	18310-13	433

Purge valve for hydrostatic trasmission

Symbol	Type	Max. Pressure bar (psi)	Max. Flow l/min. (gpm)	Ports size	Data Sheet	Page
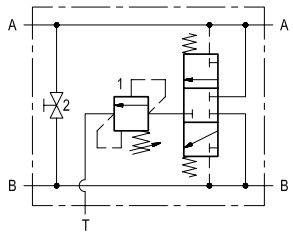	A-VSL-R	350 (5000)	90 (24)	G 3/4 - G 1	18310-18	435

Bosch Rexroth Oil Control S.p.A.
Via Leonardo da Vinci 5
P.O. Box no. 5
41015 Nonantola – Modena, Italy
Tel. +39 059 887 611
Fax +39 059 547 848
motion-control-valves@oilcontrol.com
www.boschrexroth.com

© This document, as well as the data, specifications and other information set forth in it, are the exclusive property of Bosch Rexroth Oil Control S.p.a.. It may not be reproduced or given to third parties without its consent.

The data specified above only serve to describe the product. No statements concerning a certain condition or suitability for a certain application can be derived from our information. The information given does not release the user from the obligation of own judgment and verification. It must be remembered that our products are subject to a natural process of wear and aging.

Subject to change.