2/ NV



oil sistem

COMPONENTI MODULARI SERIE “N” e “V”

MODULAR MANIFOLD BLOCKS “N” & “V” SERIES

Rev. 05/06

COMPONENTI MODULARI SERIE “N” e SERIE “V”
MODULAR MANIFOLD BLOCKS “N” & “V” SERIES

Con i cataloghi COMPONENTI MODULARI SERIE "N" e COMPONENTI MODULARI SERIE "V" la OIL SISTEM componenti presenta la sua vastissima gamma di elementi modulari per la realizzazione semplice ed economica di qualsiasi tipo di circuito.
Per ovvie ragioni di spazio non e'stato possibile rappresentare tutta la produzione di elementi modulari quindi per applicazioni non ancora codificate rivolgersi al nostro Ufficio Commerciale.

COLLETTORI: Vengono realizzati in alluminio estruso ad alta resistenza per impieghi oleodinamici. A richiesta collettori in acciaio.

VALVOLE A CARTUCCIA: Le valvole vengono realizzate in acciaio di alta qualità con parti in movimento indurite e rettificate o lappate. Le parti esterne vengono protette mediante fosfatazione o zincatura.

ATTACCHI: gli attacchi filettati sono del tipo GAS (BSPP)

GUARNIZIONI: Normalmente realizzate in BUNA N per temperature da -20 a +90° centigradi.

OLIO IDRAULICO: Si raccomanda l'impiego di oli a base minerale, come il tipo HLP secondo DIN 51524. Tutti i collaudi funzionali e le tarature vengono eseguiti con un olio avente viscosità di 46 cST alla temperatura di 40° centigradi.

FILTRAGGIO: Trattandosi di valvole con accoppiamenti di precisione si raccomanda l'uso di un filtraggio max di 25 micron.

MARCATURA VALVOLE: Ogni corpo valvola reca impresse le seguenti marcature :
- Denominazione (es. N03 V02 V07)
- Identificazione del costruttore (OIL SISTEM)
- Identificazione degli attacchi (esempio A-B-C)

OIL SISTEM Componenti introduces our Modular Manifold Block Range “N” & “V” series to be directly mounted on to our power packs. Thanks to the huge range of these blocks it is very easy to design a hydraulic circuit that you may need. You will find here the most popular blocks that we use on daily basis, but upon request you can have special ones produced. Ask our Sales Departement for further details.

MANIFOLD: *Made of alluminum for high pressure hydrailics.*

CARTRIDGE VALVES: *The valve are made of high quality cast-iron, with internal spools threaded, lapped and rectified.*

PORTS: *The spools are all threaded BSPP.*

GASKETS: *The gaskets are made of BUNA N and are able to work between –20/+90°C.*

HYDRAULIC OIL: *We suggest mineral hydraulic oil as standard (HLP type DIN 51524).*
All the tests and the setting of the valves are made with oil having 46cst viscosity at a temperature of 40°C

FILTER: *We suggest to use a 25 micron filter.*

PRINTING: *All our Blocks are printed with:*
- *Denomination (N03 – V02 – V07 etc…)*
- *Name of manufacturer (OIL SISTEM)*
- *Ports denomination (A – B – P – T – etc…)*
- *Date of production.*

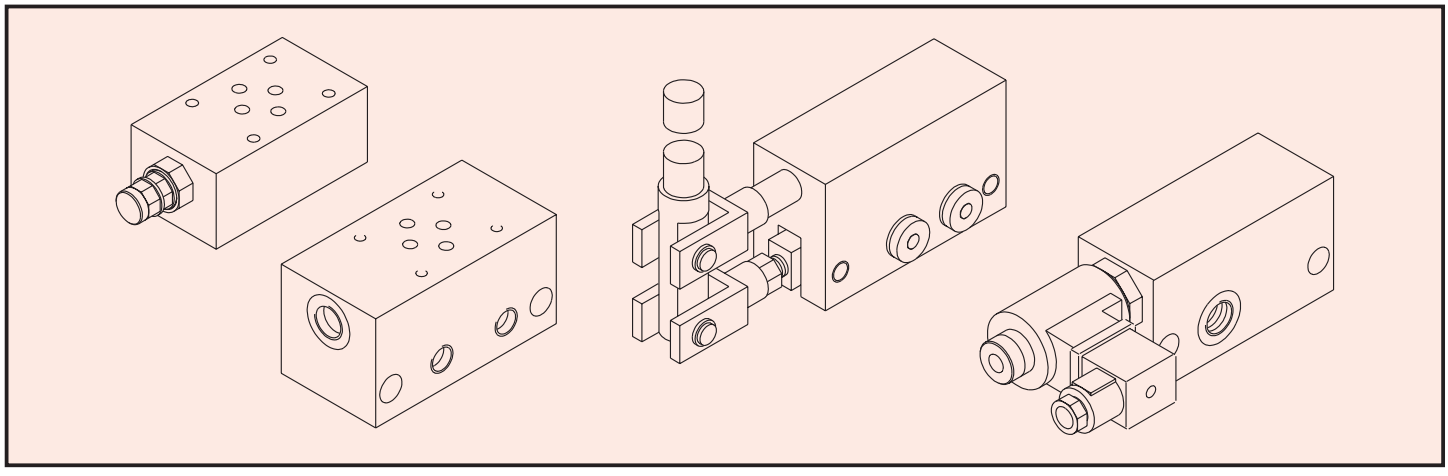

Specifiche, caratteristiche, dimensioni, descrizioni contenute nel presente catalogo erano al meglio della conoscenza al momento della stampa.
La OIL SISTEM si riserva il diritto di cessare la produzione di qualsiasi modello o di variarne specifiche o disegni in ogni momento senza preavviso e senza incorrere in obblighi.
Il presente catalogo annulla e sostituisce i precedenti.

Specifications, characteristics, dimensions, and all the descriptions held in this catalogue were done according to the acknoledgments when this catalogue has been printed.
Oil Sistem reserves the right to cease the production of any model or to modify any specification or drawing at any time and without pre-advise, without incurring any obligations.
This present catalogue supercedes any previuos ones.

MODULO DI BASE CON VALVOLA CONTROLLO PRESSIONE PER MONTAGGIO ELEMENTI MODULARI
Base block complete with relief valve for assembling of modular elements

G03 DENOMINAZIONE VALVOLA *Valve denomination*

CODICE ORDINAZIONE *Ordering code* **G3.852.03.X.Y.Z.**

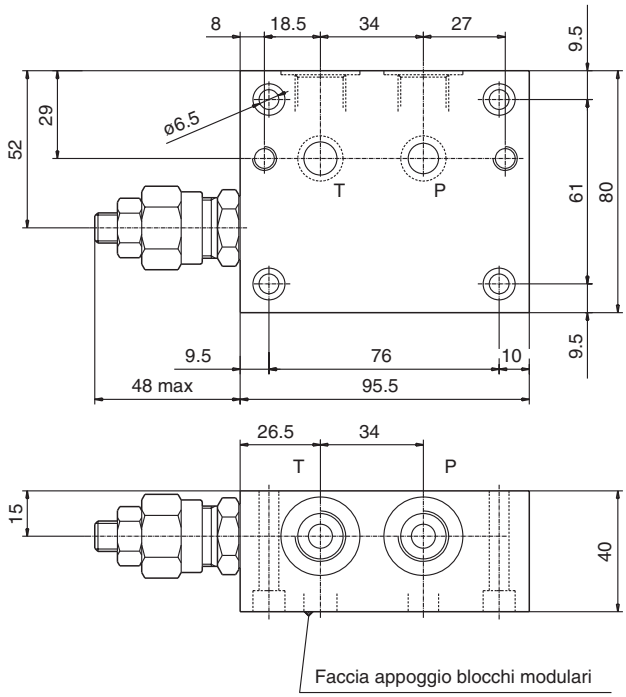

Base per montaggio di blocchi del nostro sistema modulare che consente un facile montaggio.Valvola di massima VM30
- A richiesta è possibile fornire la base con valvola di ritegno incorporata (portata massima 15 l/min).
- Filtraggio consigliato: 50 micron o inferiore.

Base block ables to accept our modular manifold block for easy installation. The block comes complete with "VM30" relief valve cartridge.
- *Upon request it is possible to supply the base with a 15 lt/min flow relief valve.*
- *Suggested Filtration: 50 micron nominal or better*

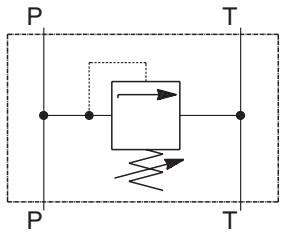

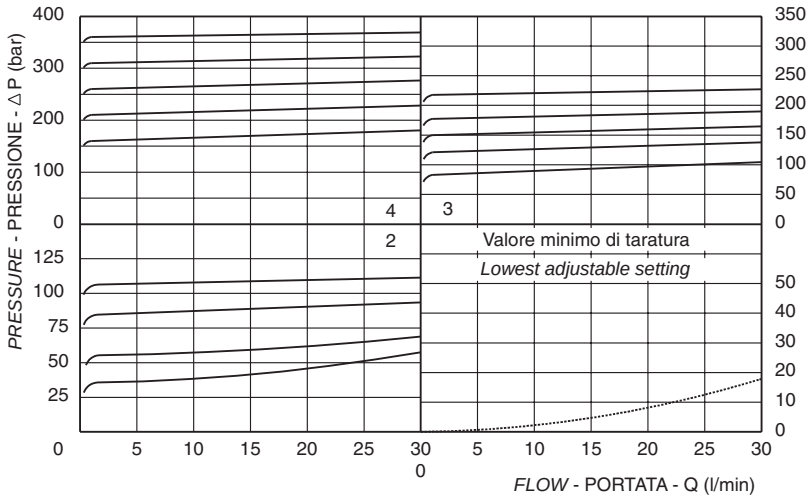

X	Regolazioni *Adjustments*
A	vite esterna esagono incassato *leakproof hex. socket screw*

Z	Molle / *Springs*			
	Campo taratura (bar) *Adj. press. range (bar)*	Taratura standard (bar) (Q=5 L/min) *Std. setting bar (made at 5 l/min)*	Codice ordinazione *Ordering code*	Colore *Colour*
2	30 - 100	100		Blu *Blue*
3	50 - 210	200		Verde *Green*
4	100 - 350	350		Giallo *Yellow*

Y	Attacchi / *Port Size*
	P-T
2	3/8"BSPP

pressione di lavoro max. *max working pressure*	portata max. *max flow*	peso *weight*
300 bar	30 l/min	kg. 0.90

MODULO DISTANZIATORE
Space modular block

	DENOMINAZIONE VALVOLA *Valve denomination*	CODICE ORDINAZIONE *Ordering code*
N09 (H = 18)		G3.860.10.000
N01 (H = 39)		G3.860.01.000
N02 (H = 69)		G3.860.38.000

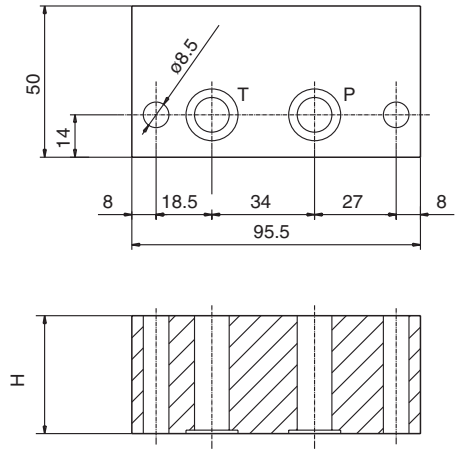

Blocchi modulari utili per distanziare i blocchi sovrapposti da ingombri di flange, motori od altro che ne impediscano il montaggio.
- Ogni blocco viene fornito completo dei 2 OR 2056.

These modular blocks have been designed to have the ability to be assembled as a stack to allow clearence between flanges and motors of different sizes and types.
- Each block includes 2 OR 2056 gaskets.

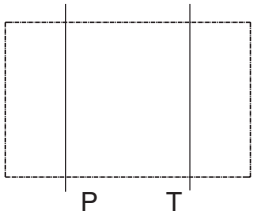

Motore Grandezza IEC71 Trascinamento F68 - *Motor IEC71 frame Coupling "F68"*

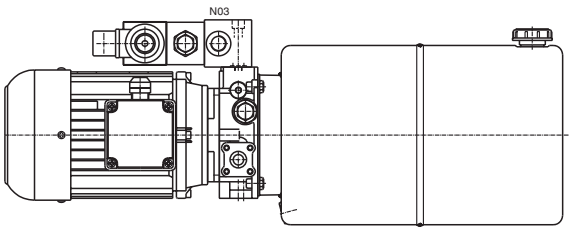

Motore Grandezza IEC90 Trascinamento F16 - *Motor IEC80 frame Coupling "F14"*

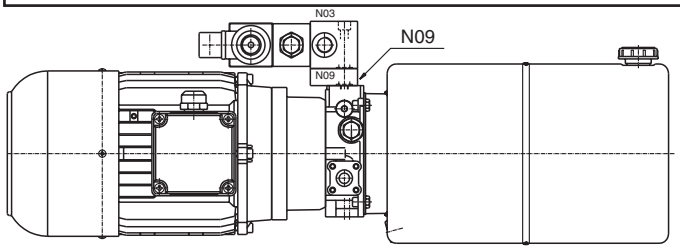

Motore Grandezza IEC80 Trascinamento F14 - *Motor IEC90 frame Coupling "F16"*

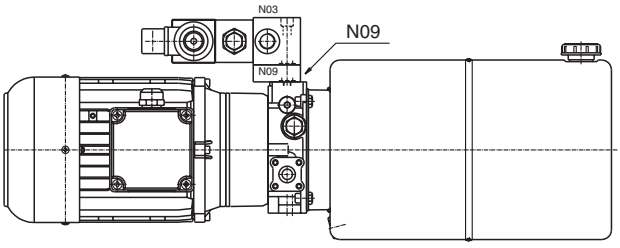

Motore Grandezza IEC100 Trascinamento F18 - *Motor IEC100 frame Coupling "F18"*

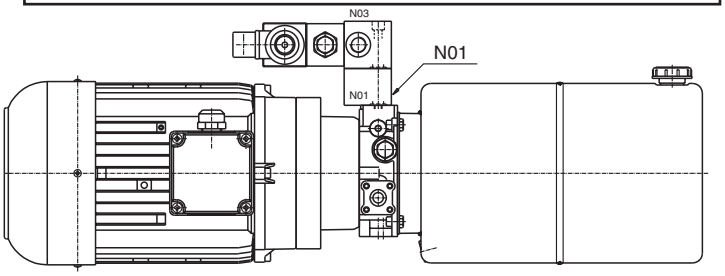

Motore Grandezza IEC112 Trascinamento F18 - *Motor IEC112 frame Coupling "F18"*

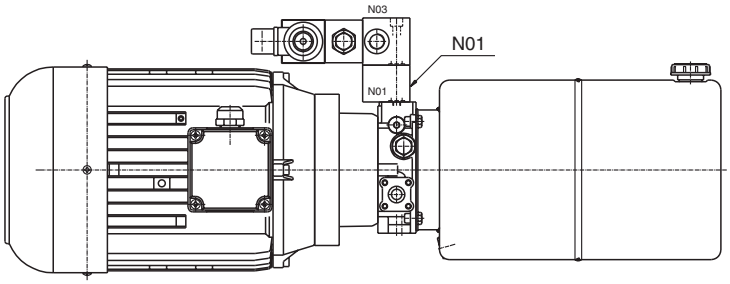

pressione di lavoro max. *max working pressure*	portata max. *max flow*	
300 bar	40 l/min	

MODULO DISTANZIATORE
Space modular block

	DENOMINAZIONE VALVOLA *Valve denomination*	CODICE ORDINAZIONE *Ordering code*
N92		G3.860.91.000
N201		G3.862.01.000

N92

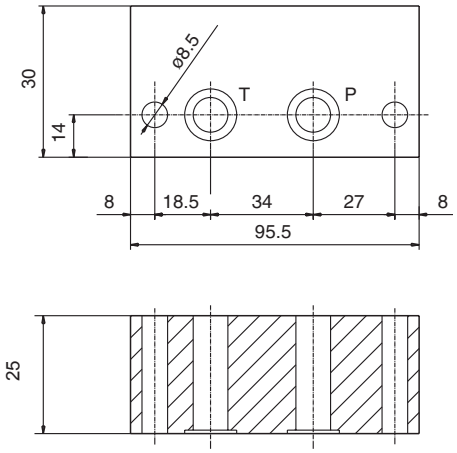

N201

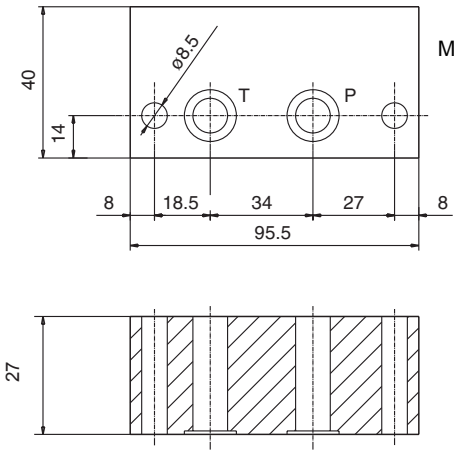

Blocchi modulari utili per distanziare i blocchi sovrapposti da ingombri di flange, motori od altro che ne impediscano il montaggio.
- Ogni blocco viene fornito completo dei 2 OR 2056.

These modular blocks have been designed to have the ability to be assembled as a stack to allow clearence between flanges and motors of different sizes and types.
- *Each block includes 2 OR 2056 gaskets.*

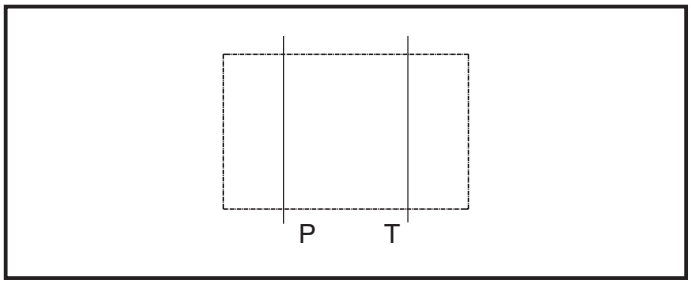

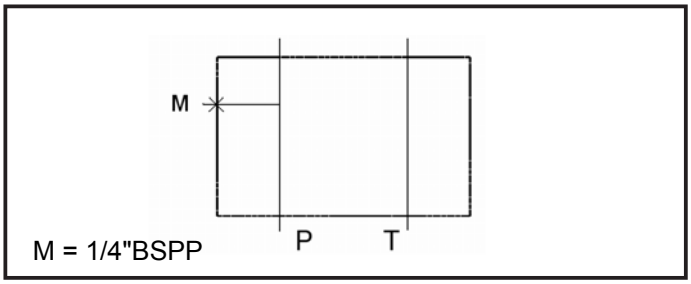

Motore grandezza IEC90 Trascinamento TR08 - M*otor IEC90 frame coupling TR08*

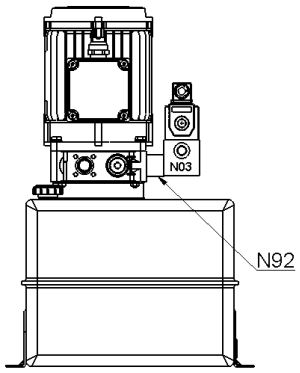

Motore grandezza IEC132 Trascinamento F67 - M*otor IEC132 frame coupling F67*

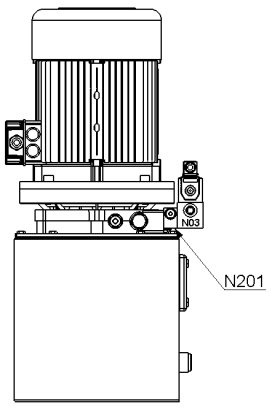

pressione di lavoro max. *max working pressure*	portata max. *max flow*	
300 bar	40 l/min	

MODULO PER ROTAZIONE FIGURA DI 90° SULLO STESSO PIANO
90° rotation modular block

N33 DENOMINAZIONE VALVOLA *Valve denomination*

CODICE ORDINAZIONE *Ordering code* **G3.860.32.000**

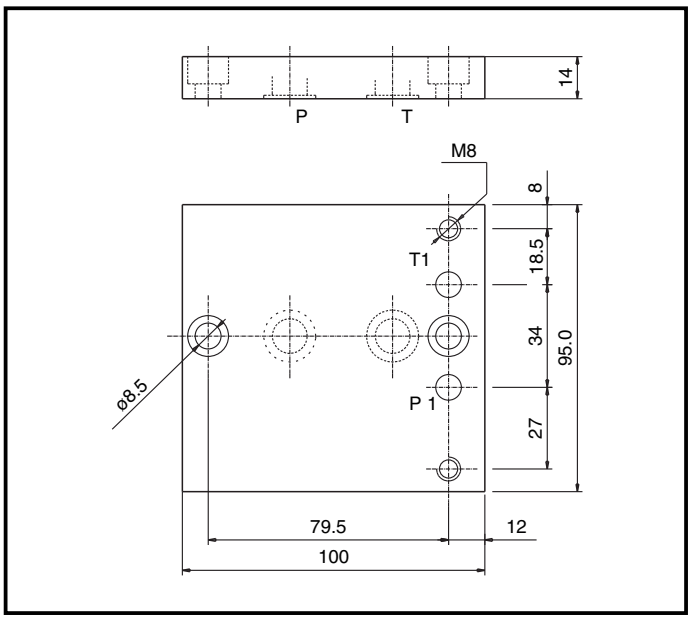

Blocco modulare che esegue la rotazione di 90° della configurazione standard mantenendola sul medesimo piano e consentendo quindi un diverso orientamento dei moduli soprastanti.
- Ogni blocco viene fornito completo dei 2 OR 2056.

A modular block that is able to have a 90° rotation from our standard OIL SISTEM configuration, but keeping the block on the same surface allowing a different position of any other modular block.
- Each block includes 2 OR 2056 gaskets.

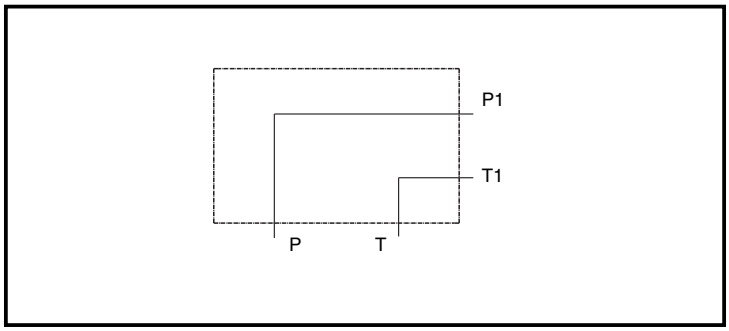

ESEMPIO DI APPLICAZIONE
APPLICATION EXAMPLE

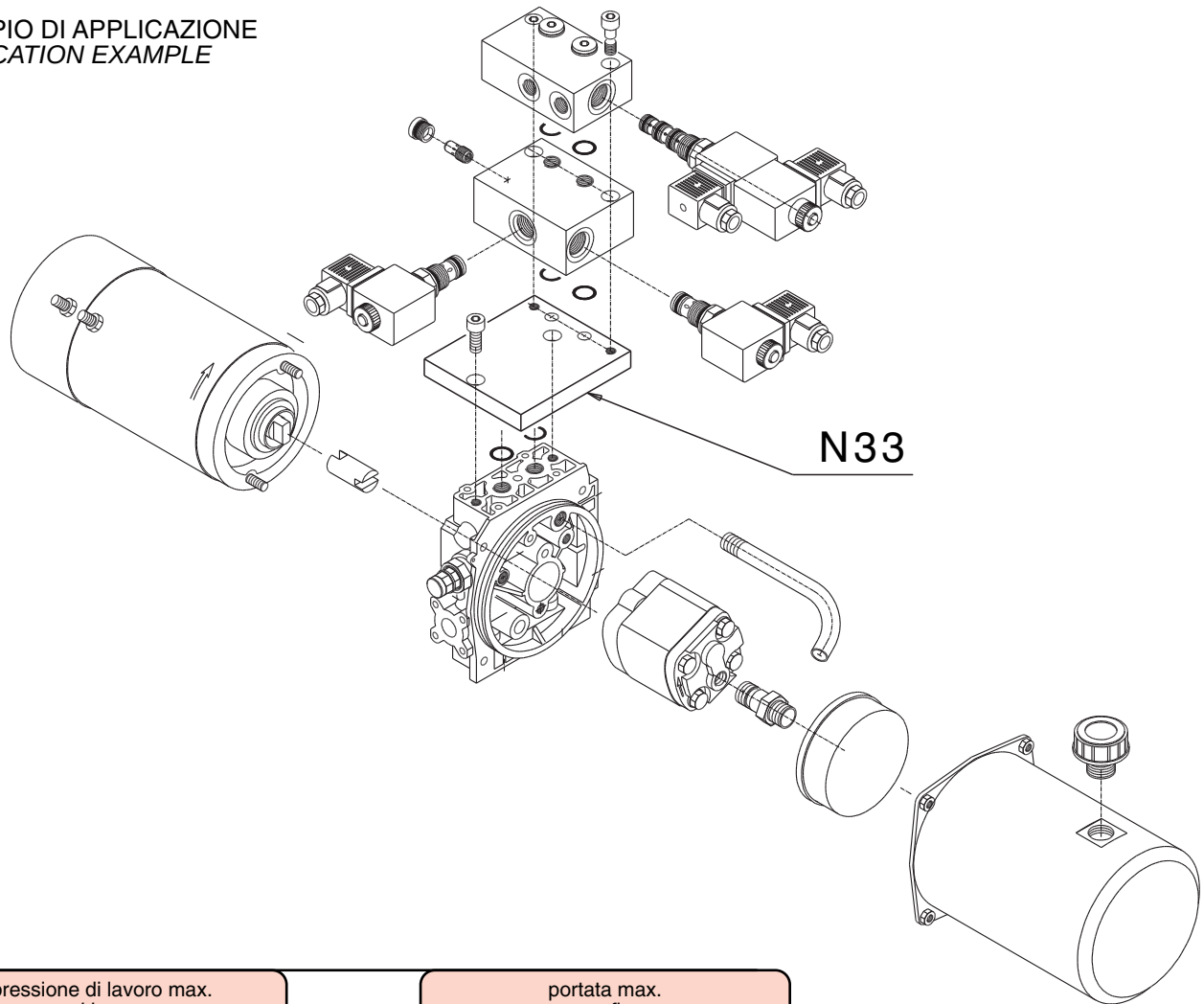

pressione di lavoro max. *max working pressure*	portata max. *max flow*
300 bar	35 l/min

MODULO PER ROTAZIONE FIGURA DI 90° MONTAGGIO BLOCCHI IN ORIZZONTALE LATO MOTORE
90° modular block allowing horizontal mounting (motor side)

	DENOMINAZIONE VALVOLA *Valve denomination*	CODICE ORDINAZIONE *Ordering code*
N15 (H = 90)		G3.860.14.000
N51 (H = 60)		G3.860.50.000

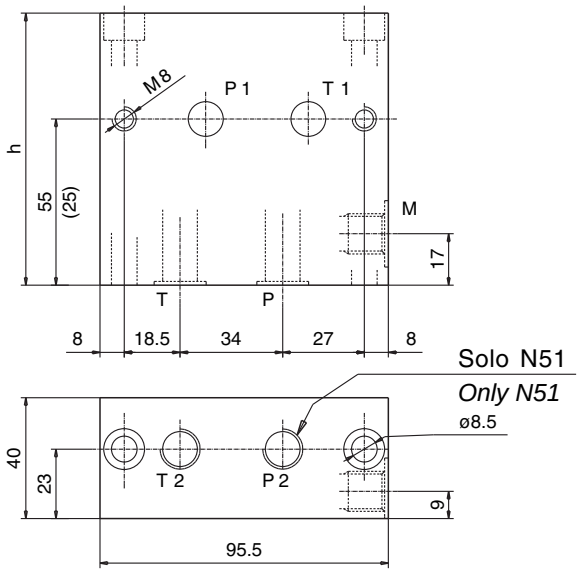

Blocco che esegue la rotazione di 90° della figura standard consentendo il montaggio degli altri moduli con sviluppo sopra il motore della centralina.
- Il blocco N15 è provvisto di un foro da 1/4"BSPP per manometro.
- Ogni blocco viene fornito com pleto dei 2 OR 2056.

A modular block that is able to turn the standard assembling of 90°, in order to place other manifold blocks over the motor.
- *The "N15" block has a 1/4" BSPP port for Pressure Gauge*
- *Each block includes 2 OR 2056 gaskets.*

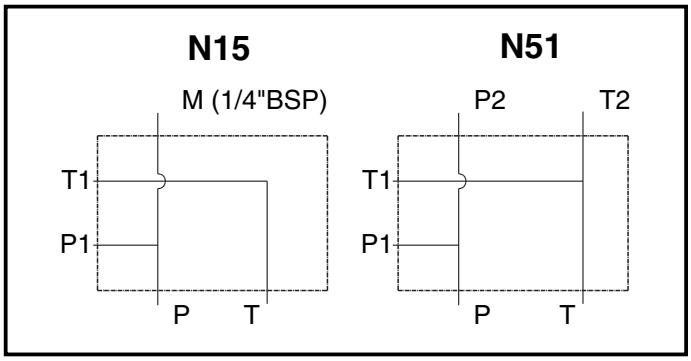

Motore Grandezza IEC71 Trascinamento F68 - *Motor IEC71 frame Coupling "F68"*

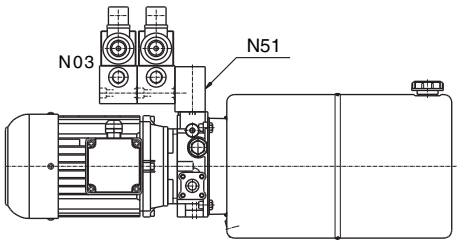

Motore Grandezza IEC90 Trascinamento F16 - *Motor IEC90 frame Coupling "F16"*

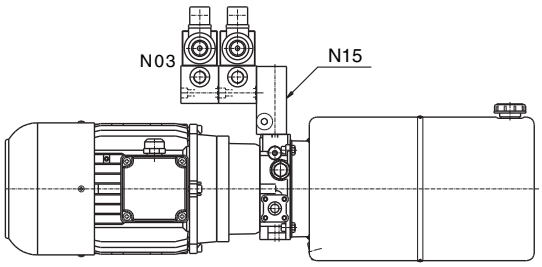

Motore Grandezza IEC80 Trascinamento F14 - *Motor IEC80 frame Coupling "F14"*

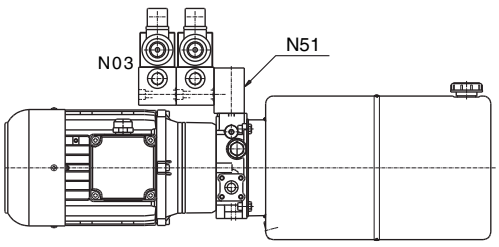

Motore Grandezza IEC100 Trascinamento F18 - *Motor IEC100 frame Coupling "F18"*

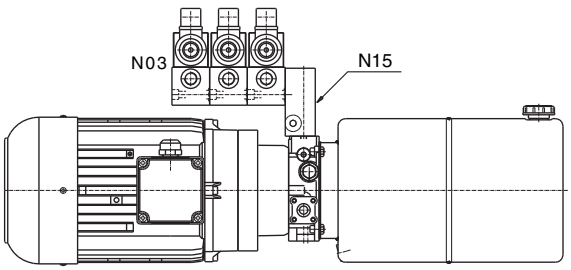

Motore Grandezza IEC112 Trascinamento F18 - *Motor IEC112 frame Coupling "F18"*

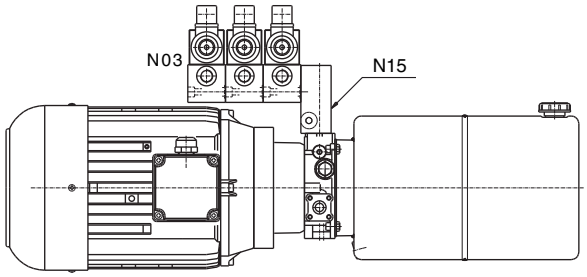

pressione di lavoro max. *max working pressure*	portata max. *max flow*	peso *weight*
300 bar	35 l/min	**N51** = kg. 0.63 • **N15** = kg. 0.85

MODULO PER ROTAZIONE FIGURA DI 90° MONTAGGIO BLOCCHI IN ORIZZONTALE LATO SERBATOIO
90° modular block allowing horizontal mounting (tank side)

	DENOMINAZIONE VALVOLA *Valve denomination*	CODICE ORDINAZIONE *Ordering code*
N26 (H = 60)		G3.860.25.000
N76 (H = 90)		G3.860.75.000

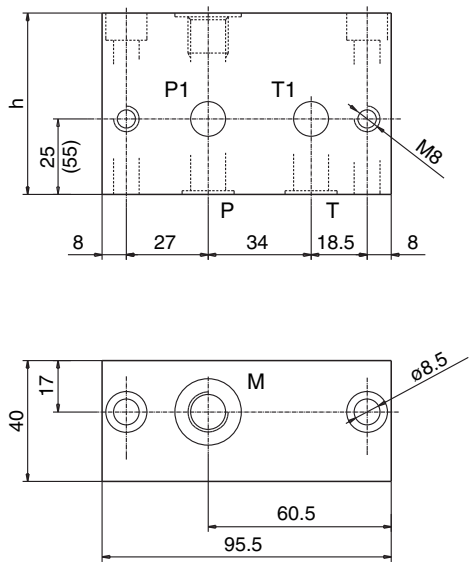

Blocco che esegue la rotazione di 90° della figura standard consentendo il montaggio degli altri moduli con sviluppo sopra il serbatoio della centralina.
- Il blocco è provvisto di un fo ro da 1/4"BSPP per manometro.
- Ogni blocco viene fornito completo dei 2 OR 2056.

A modular block that is able to turn the standard assembling of 90° , in order to place other blocks over the tank.
- *The blocks have a 1/4" BSPP port for Pressure Gauge.*
- *Each block includes 2 OR 2056 gaskets.*

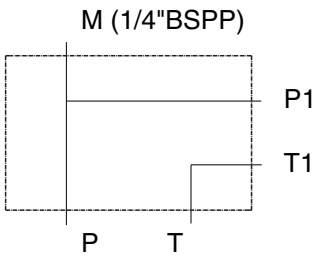

Serbatoio diametro ø123 - *Tank Diameter "123"*

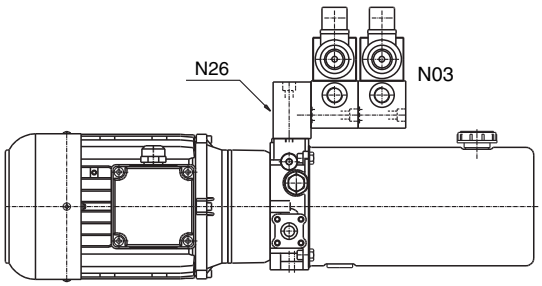

Serbatoio diametro ø190 - *Tank Diameter "190"*

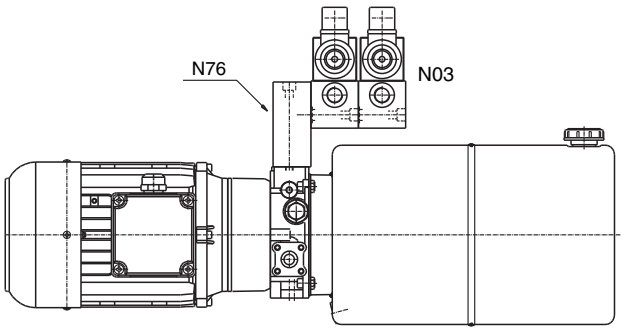

pressione di lavoro max. *max working pressure*	portata max. *max flow*	peso *weight*
300 bar	35 l/min	**N26** = kg. 0.56 • **N76** = kg. 0.78

MODULI PER CENTRALINA CON USCITE FILETTATE
Modular blocks with threaded ports

	DENOMINAZIONE VALVOLA *Valve denomination*	CODICE ORDINAZIONE *Ordering code*
N96		G3.860.95.0.0.0.
N191		G3.861.91.0.0.0.
N163		G3.861.63.0.0.0.

N96

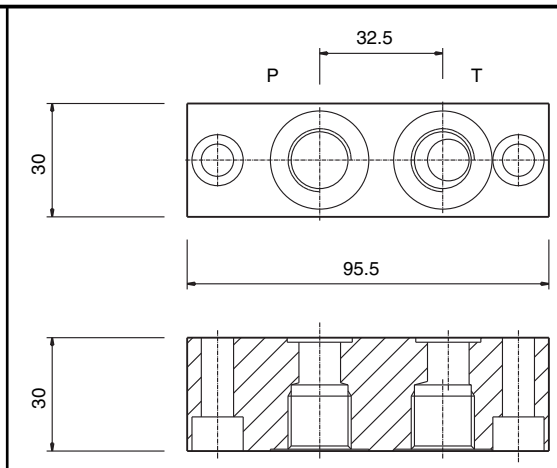

Blocco per trasformare le uscite P e T dei nostri collettori da centralina in attacchi filettati.
- Ogni blocco viene fornito completo dei 2 OR 2056.

These modular blocks allow a female thread to be taken directly from the power pack manifold to go directly to external valves.
- Each block includes 2 OR 2056 gaskets.

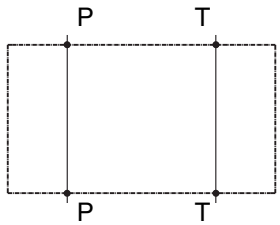

N191

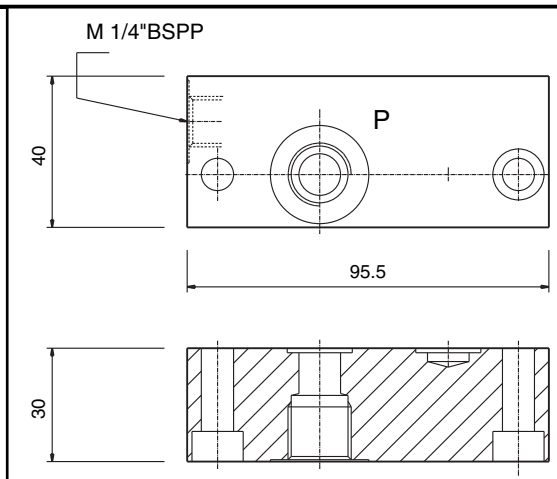

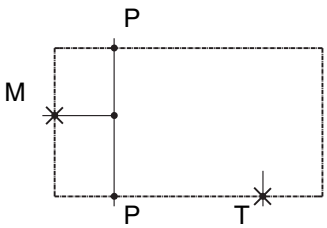

N163

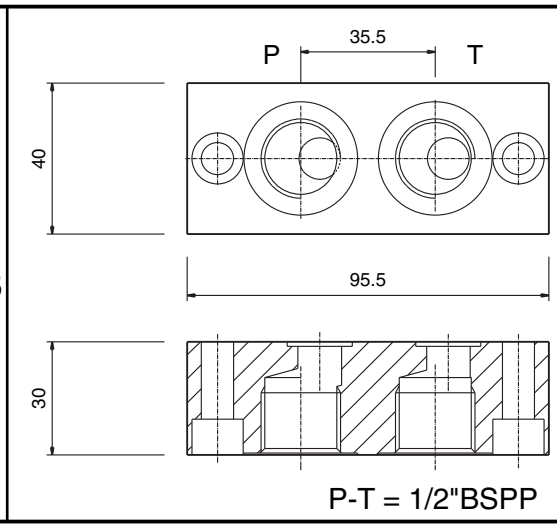

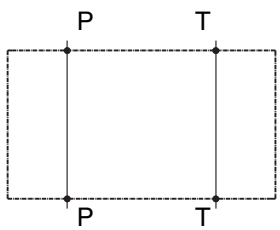

pressione di lavoro max. *max working pressure*	portata max. *max flow*	
300 bar	35 l/min	

MODULO INTERPOSIZIONE CON USCITA “P”
Modular spacer block with extra “P” port

N46

DENOMINAZIONE VALVOLA
Valve denomination

CODICE ORDINAZIONE
Ordering code

G3.860.45.0.0.0.

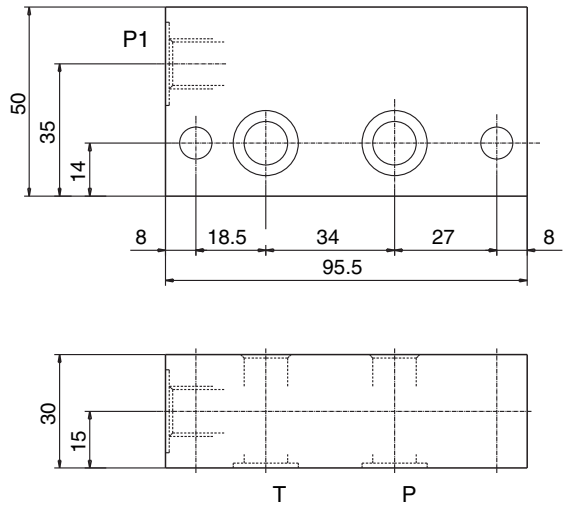

Blocco interposizione con uscita 1/4" BSPP.
- Ogni blocco viene fornito completo dei 2 OR 2056.

A modular block with an extra 1/4” BSPP port
- Each block includes 2 OR 2056 gaskets.

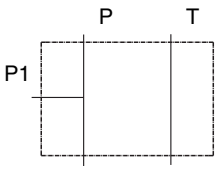

	Attacchi / *Port Size*
	P1
	1/4" BSPP

pressione di lavoro max. *max working pressure*	portata max. *max flow*	peso *weight*
300 bar	20 l/min	kg. 0.14

MODULO DISTANZIALE CON 2 ATTACCHI PRESSOSTATO DA 1/8"BSPT E 2 ATTACCHI MANOMETRO DA 1/4"BSPP
Modular spacer block with two 1/8” BSPP ports for Pressure Switches and two 1/4” BSPP ports for Pressure Gauges

N128

DENOMINAZIONE VALVOLA
Valve denomination

CODICE ORDINAZIONE
Ordering code

G3.861.28.0.0.0.

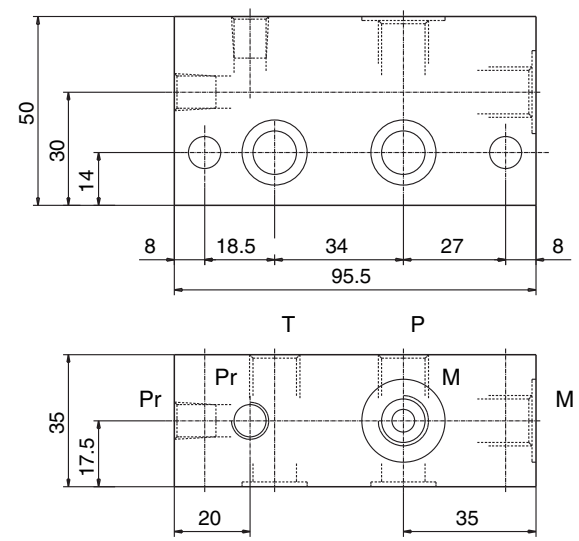

Blocco distanziale con predisposizione per il montaggio di manometro e pressostati.
- Ogni blocco viene fornito completo dei 2 OR 2056.

Modular spacer block able to hold two pressure gauges and two pressure switches.

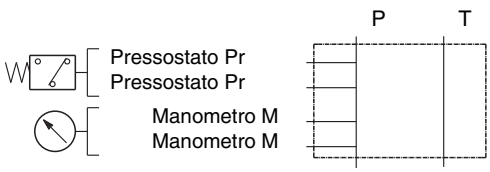

	Attacchi / *Port Size*
	P-T
	1/4" BSPP

pressione di lavoro max. *max working pressure*	portata max. *max flow*	peso *weight*
300 bar	35 l/min	kg. 0.41

MODULO CON VALVOLA DI RITEGNO SU "P"
Modular spacer block with a check valve on the "P" line

N57 DENOMINAZIONE VALVOLA *Valve denomination*

CODICE ORDINAZIONE *Ordering code* **G3.860.56.0.0.0.**

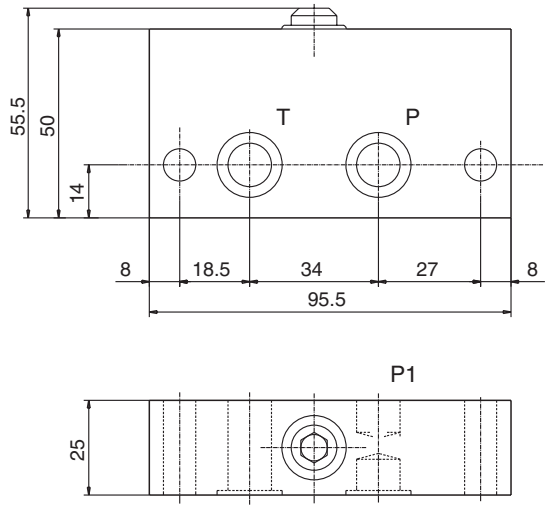

Modulo con ritegno a sfera sulla condotta di mandata P.
- Ogni blocco viene fornito completo dei 2 OR 2056.

Modular spacer block with a check valve on the "P" line.
- *Each block includes 2 OR 2056 gaskets.*

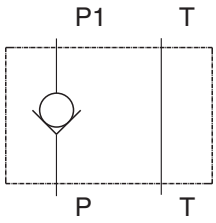

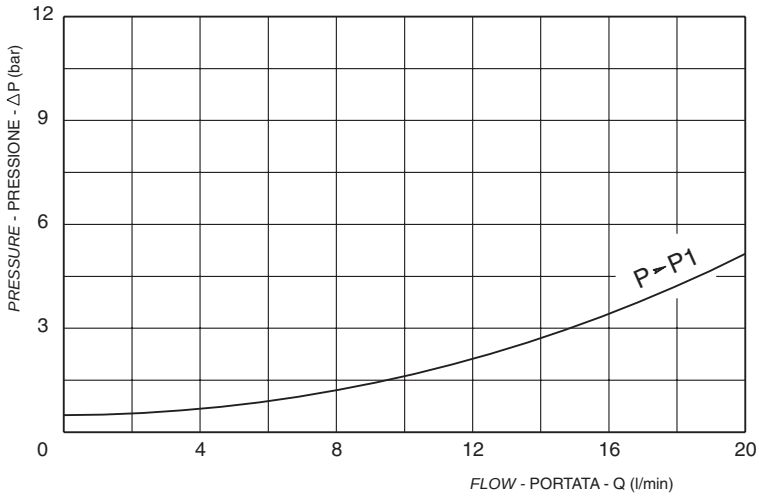

	Molle / *Springs*
	Inizio apertura (bar) *Cracking pressure (bar)*
	0.5

	Attacchi / *Port Size*
	P1 - T
	Ø 11.5

pressione di lavoro max. *max working pressure*	portata max. *max flow*	peso *weight*
300 bar	20 l/min	kg. 0.32

MODULO REGOLATORE DI FLUSSO A 3 VIE (compensazione barica)
Modular block with 3 way flow divider (baric compensation)

N31 DENOMINAZIONE VALVOLA
Valve denomination

CODICE ORDINAZIONE
Ordering code **G3.860.30.X.1.0.**

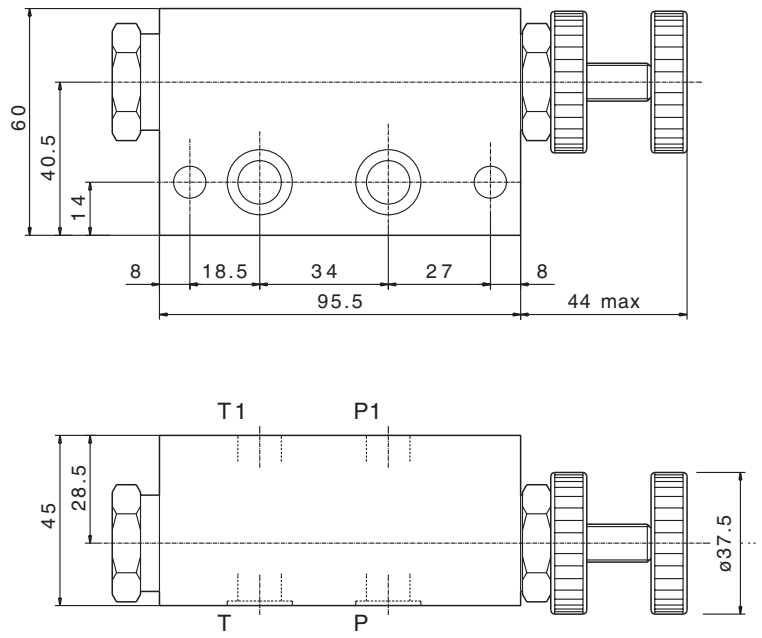

Modulo che consente di mantenere costante la portata al valore stabilito indipendentemente dalla pressione richiesta dall'attuatore o dalla portata in ingresso.
La portata eccedente viene scaricata in serbatoio ad una pressione di pochi bar superiore a quella di lavoro.
- Filtraggio consigliato: 25 micron o inferiore.
- Ogni blocco viene fornito completo dei 2 OR 2056.

Modular block that allows you to keep a preset flow indipendently by the working pressure or the total flow.
The exceeding flow returns to tank at a pressure little higher than the working pressure.
- *Suggested Filtration 25 micron nominal or better.*
- *Each block includes 2 OR 2056 gaskets.*

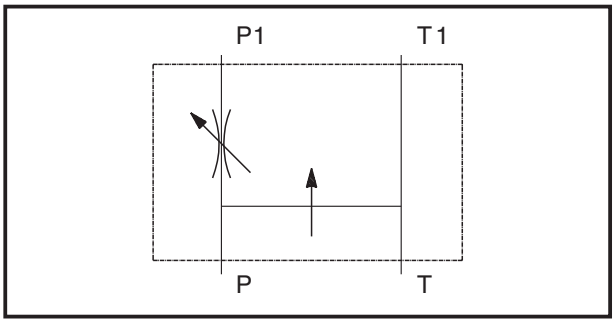

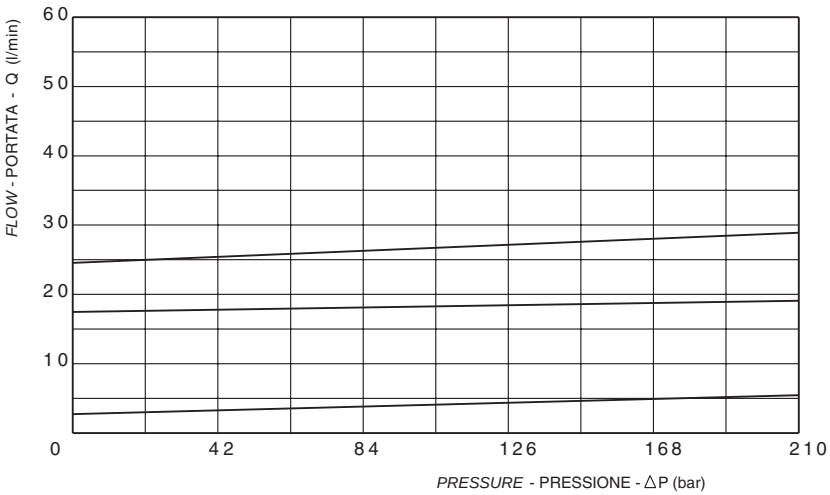

X	Regolazioni *Adjustments*
B	volantino e controvolantino *handknob and locknut* 

	Attacchi / *Port Size*
	P1 - T1
	Ø 11.5

pressione di lavoro max. *max working pressure*	portata max. *max flow*	peso *weight*
210 bar	25 l/min	kg. 0.85

MODULO CON REGOLATORE DI FLUSSO 3 VIE 2 UTILIZZI
Modular block with 3 way flow devider and 2 ports

N41 DENOMINAZIONE VALVOLA *Valve denomination*

CODICE ORDINAZIONE *Ordering code* **G3.860.40.X.0.Z.**

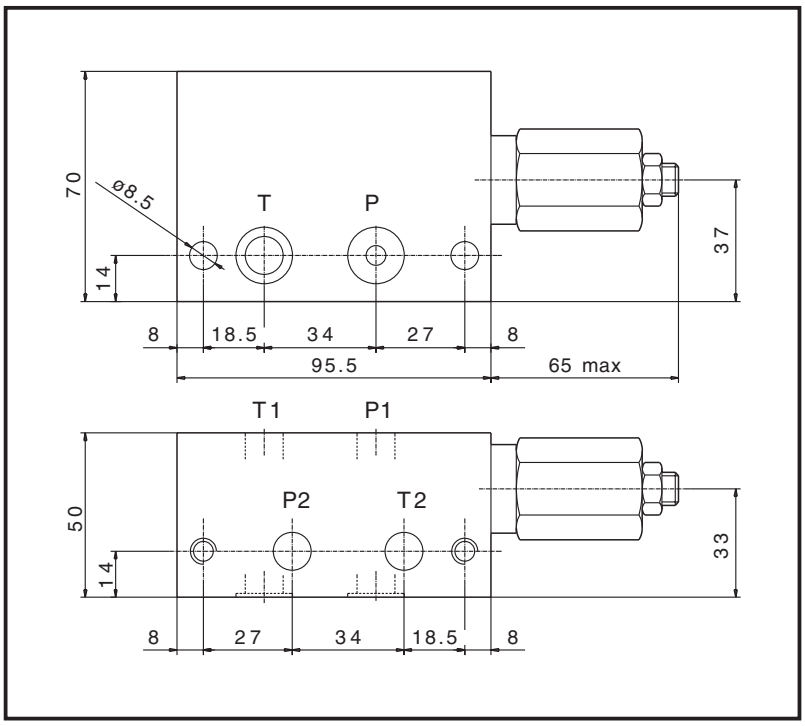

Modulo con valvola regolatrice di flusso a 3 vie VRFP che consente di mantenere costante la portata prioritaria P1 indipendentemente dalla portata in eccesso P2 e dalla pressione di lavoro.
- Filtraggio consigliato: 25 micron o inferiore.
- Ogni blocco viene fornito completo dei 2 OR 2056

Modular block with "VRFP" 3 way flow devider that allows you to keep the preset flow on "P1" indipendently by the exceeding flow of the "P2" and the working pressure.
- *Suggested Filtration 25 micron nominal or better*
- *Each block includes 2 OR 2056 gaskets.*

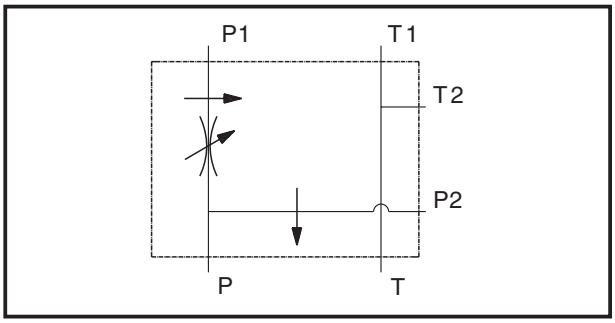

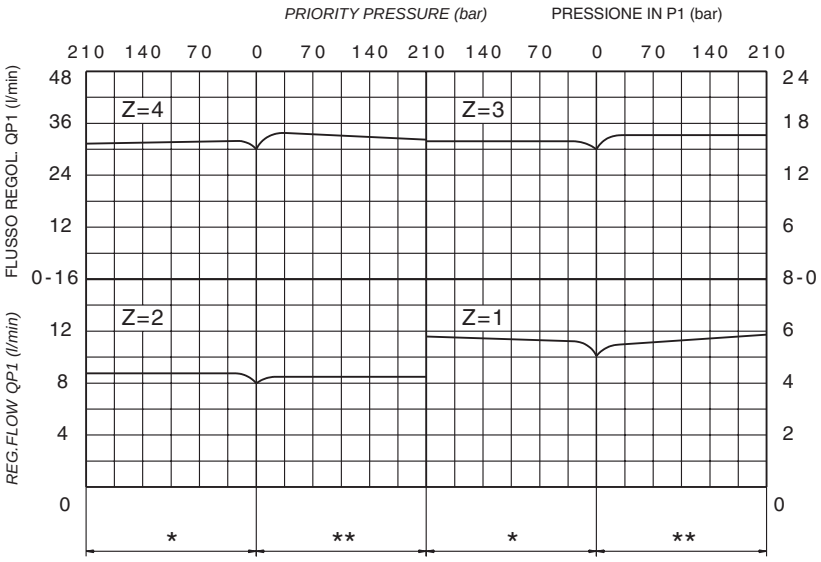

(*) I campi di sinistra dei 4 diagrammi, indicati con *, si riferiscono a quando la pressione in "P2" è superiore a quella in "P1"

*The left end field of the above shown diagrams,marked with *, refers to by-pass pressure "P2" exceeding priority pressure "P1"*

(**) I campi di destra dei 4 diagrammi, indicati con **, si riferiscono a quando la pressione in "P1" è superiore a quella in "P2"

*The right end field of the above shown diagrams, marked with **, refers to priority pressure "P1" exceeding by-pass pressure "P2"*

X	Regolazioni *Adjustments*
A	vite esterna esagono incassato *leakproof hex. socket screw* 
B	volantino e dado *handknob and locknut* 

Z	Campo di regolazione portata *Regulated flow range*
1	2 - 6 l/min
2	5 - 10 l/min
3	10 - 18 l/min
4	20 - 35 l/min

pressione di lavoro max. *max working pressure*		peso *weight*
210 bar	QP = portata max in entrata P = 40 l/min QP1 = portata max in uscita prioritaria P1 = 35 l/min *QP = max. admitted inlet flow P port = 40 l/min* *QP1 = max. delivery in priority flow P1 port = 35 l/min*	kg. 1.08

MODULO DIVISORE DI FLUSSO A TARATURA FISSA
Modular block with fixed setting flow divider

	DENOMINAZIONE VALVOLA *Valve denomination*	CODICE ORDINAZIONE *Ordering code*
N29		G3.860.28.X.Y.Z.
N30		G3.860.29.X.Y.Z.

N29

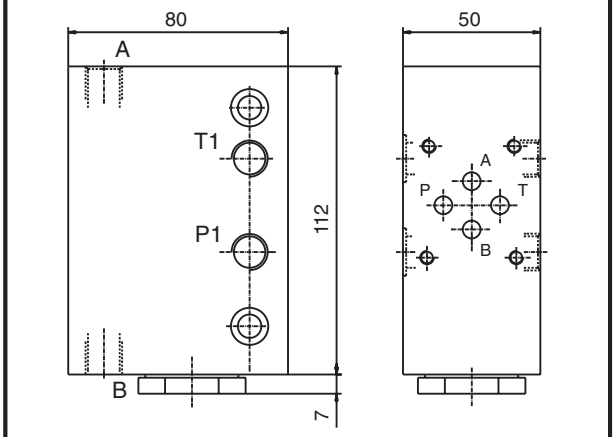

N30

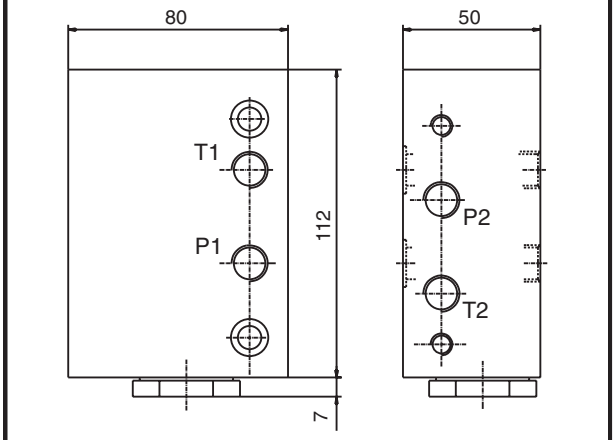

Modulo divisore di flusso che consente di dividere il flusso in entrata "P" in rapporti definiti indipendentemente dal carico sugli utilizzi.
Per un buon funzionamento delle valvole (errore inferiore a ±3%) scegliere il divisore in base ai dati della tabella "Z" indicante la portata minima e massima accettabile in entrata.
- Filtraggio consigliato: 25 micron o inferiore
- Ogni blocco viene fornito completo dei 2 OR 2056

A modular block with fixed flow divider that allows you to split 50/50 the flow in the pressure line, indipendently by the weigth on the ports.
In order to have a good working effort (tollerance 3%) please refer to the diagram here below (Z) to chose the exact entering flow.
- *Suggested Filtration 50 micron nominal or better*
- *Each block includes 2 OR 2056 gaskets*

X	Rapporto di divisione *Flow division ratio*
0	50% - 50%

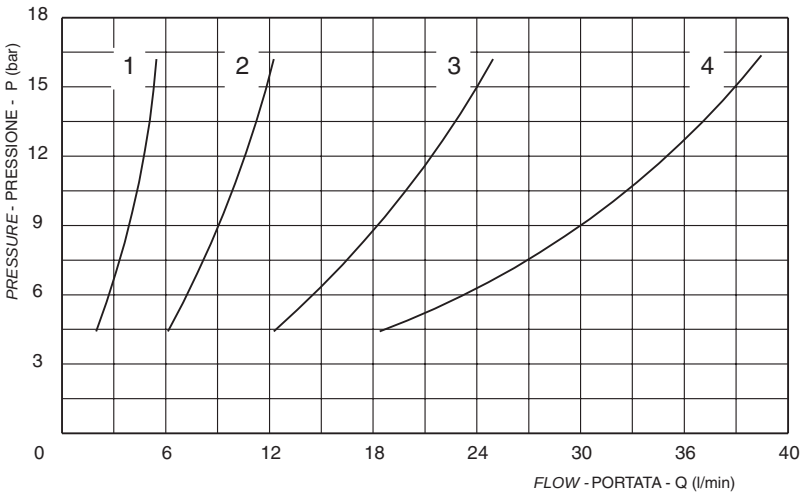

Z	Campo di portata (max errore ±3%) *Flow range (max admitted slippage ±3%)*
1	2.8 - 5.8 l/min
2	6.5 - 11 l/min
3	13 - 22 l/min
4	25 - 38 l/min

Y	Attacchi / *Port Size*	
	A-B-P1-T1 (N29)	P1-T1-P2-T2 (N30)
1	1/4"BSPP	1/4"BSPP

pressione di lavoro max. *max working pressure*	portata max. *max flow*	peso *weight*
210 bar	vedi tabella / *refer to the diagram*	kg. 1.30

MODULO CON VALVOLA RIDUTTRICE DI PRESSIONE
Modular block with pressure reducing valve

N73 DENOMINAZIONE VALVOLA *Valve denomination*

CODICE ORDINAZIONE *Ordering code* **G3.860.72.X.0.Z.**

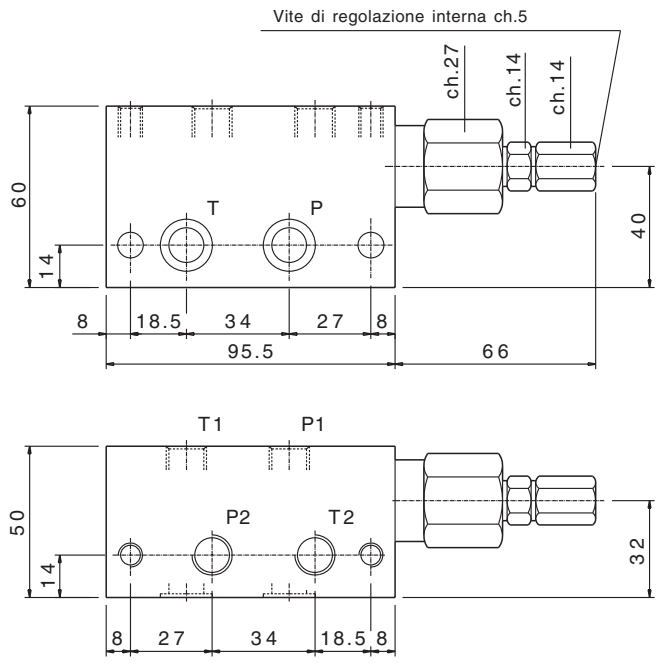

Modulo con valvola riduttrice VRP 50 che mantiene la pressione in un circuito secondario inferiore a quella del circuito primario.
Il pilotaggio interno consente di mantenere la pressione regolata praticamente costante entro un ampio intervallo di portata.
- Filtraggio consigliato: 25 micron o inferiore.
- Trafilamento max da P a T: 0.30 l/1' alla massima pressione.

A modular block with "VRP50" pressure reducing valve that allows you to keep the pressure on a seconary cuircuit lower than the pressure on the primary circuit.
The inside piloting allows you to keep a costant preset pressure within quite a big flow range.
- *Suggested Filtration 50 micron nominal or better*
- *Each block includes 2 OR 2056 gaskets.*
- *Max leaking from P to T: 0.30 lt/min at the max pressure*

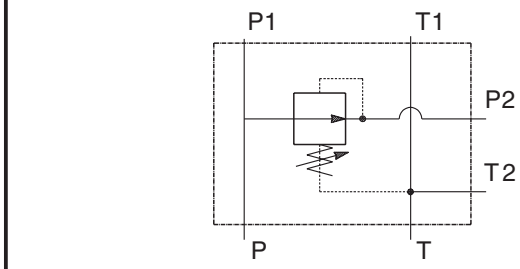

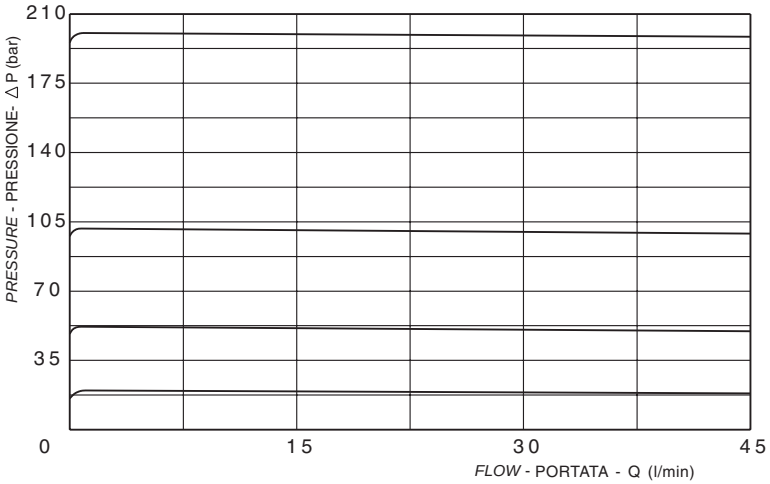

X	Regolazioni *Adjustments*
A	vite interna esagono incassato *leakproof inner hex. socket screw*

Z	Molle / *Springs*			
	Campo taratura (bar) *Adj. press. range (bar)*	Taratura standard (bar) (Q=5 L/min) *Std. setting bar (made at 5 l/min)*	Codice ordinazione *Ordering code*	Colore *Colour*
3	20 - 210	70		Verde *Green*

	Attacchi / *Port Size*	
	P1 - T1	P2 - T2
	1/4"BSPP	1/4"BSPP

pressione di lavoro max. *max working pressure*	portata max. *max flow*	
in entrata / *inlet* = 350 bar regolata / *regulated* = 210 bar	40 l/min	

MODULO CON VALVOLA DI MESSA A SCARICO E RITEGNO ANTISVUOTAMENTO
Modular block with P.O. unloading valve and anti-drain check valve

N72
N273

DENOMINAZIONE VALVOLA
Valve denomination

CODICE ORDINAZIONE
Ordering code

G3.860.71.X00
13.860.00.027

N72

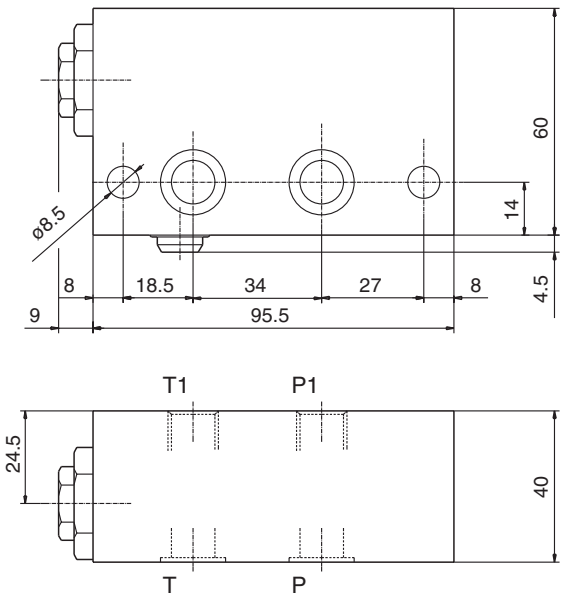

N273

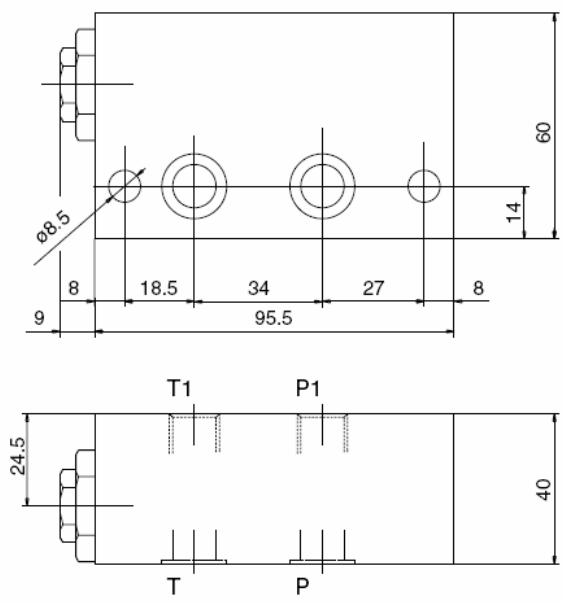

Questa valvola svolge la funzione di mettere a scarico il ramo di alimentazione generale “P1” quando viene a mancare il flusso della pompa in “P”.
Sul condotto di scarico e'inserito un ritegno che serve per impedire lo svuotamento del circuito (X=0).
In pratica il flusso viene dirottato in scarico quando la pressione in “P” scende ad un valore inferiore a quello del ramo “P1” fino ad assumere di nuovo lo stesso valore.
- Filtraggio consigliato: 50 micron o inferiore

This manifold block allows the oil to return to tank from “P1” when the “P” line is without pressure. On the return to tank line from “P1” there is placed a check valve which is needed to avoid a complete drain of the circuit (X=0). This means that the flow goes back to tank when the pressure in the “P” line get lower than the value of the pressure on the “P” line till the two pressures are the same.
- Each block includes 2 OR 2056 gaskets.

X	Schema *Symbol*
0	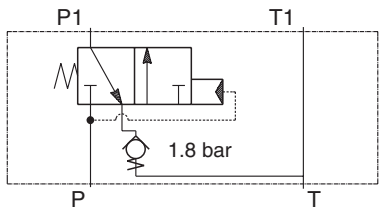
B	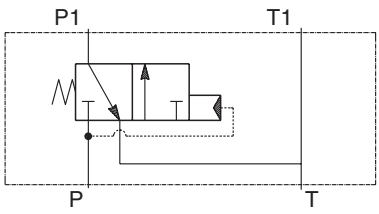

	Attacchi / *Port Size*
	P1 - T1
N72	P1 = 1/4” BSPP, T1 = 1/4" BSPP
N273	P1 = 3/8” BSPP, T1 = 1/4" BSPP

N273 è disponibile soltanto con schema B.
N273 is only available with scheme B.

pressione di lavoro max. *max working pressure*	portata max. *max flow*	peso *weight*
300 bar	schema X=0 20 l/min schema X=B 40 l/min	kg. 0.90

MODULO PER FILTRO IN PRESSIONE
Modular block with filter on pressure line

N39 DENOMINAZIONE VALVOLA
Valve denomination

CODICE ORDINAZIONE
Ordering code **G3.860.38.0.Y.0.**

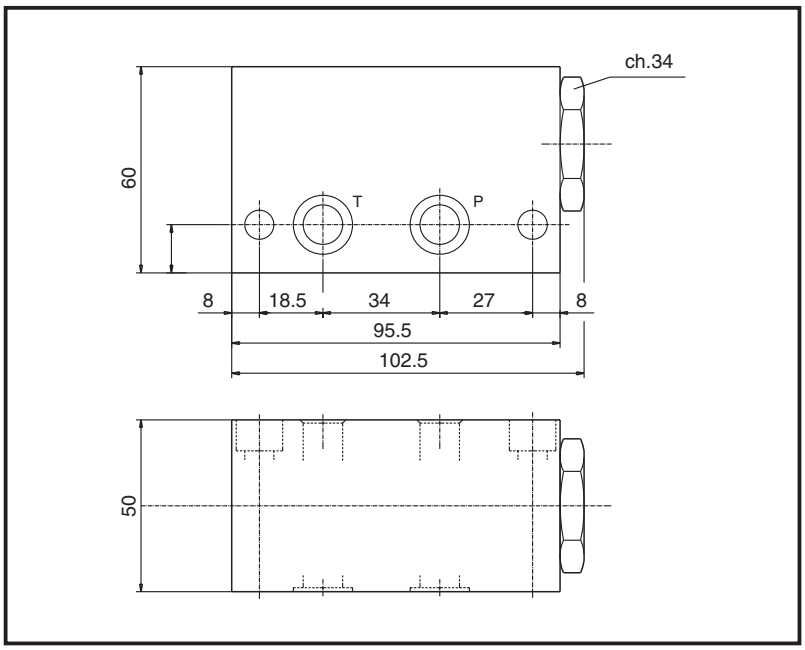

Blocco con filtro sinterizzato sul condotto di mandata indicato per circuiti con valvole sensibili alle impurità.
- Ogni blocco viene fornito completo dei 2 OR 2056.

A modular block with a filter on the pressure line. This is recommended for applications where valve may be subjected to contamination.
- Each block includes 2 OR 2056 gaskets.

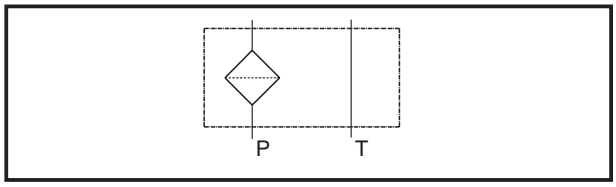

Y	Filtraggio *Filtration*
1	25 micron
2	60 micron

pressione di lavoro max. *max working pressure*	portata max. *max flow*	peso *weight*
250 bar	10 l/min	kg. 0.75

MODULO PER FILTRO IN SCARICO
Modular block with filter on the return line

N116 DENOMINAZIONE VALVOLA
Valve denomination

CODICE ORDINAZIONE
Ordering code **G3.861.16.0.1.0.**

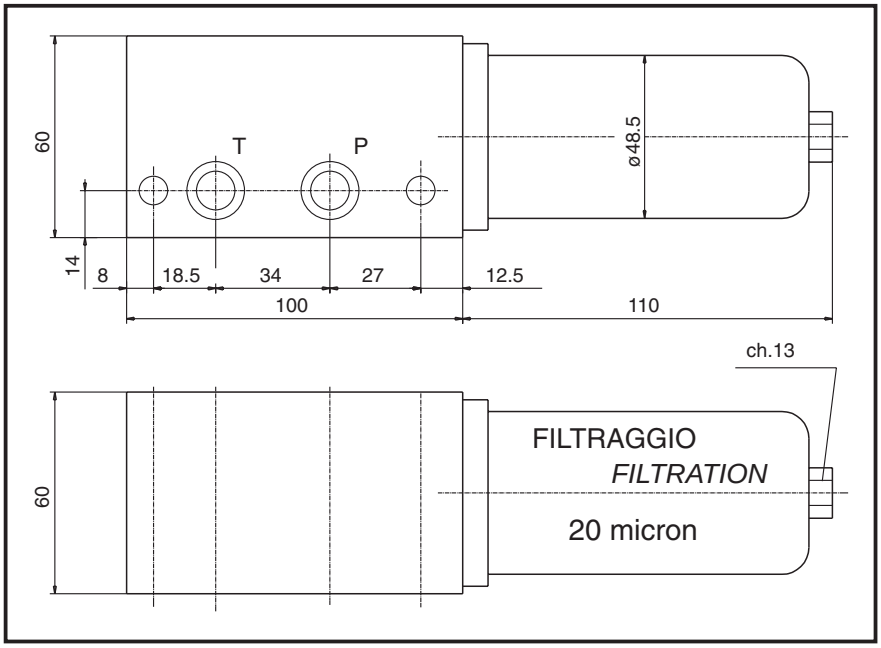

Modulo con filtro in scarico da montarsi in linea, particolarmente indicato in circuiti ove esistano valvole molto sensibili alle impurita.
Caratteristiche tecniche filtro:
- Pressione di lavoro max = 6 bar
- Pressione di scoppio = 20 bar
- Valvola di by-pass tarata 1 bar
- Ogni blocco viene fornito completo dei 2 OR 2056.

A modular block for the return line. This is recommended for applications where valves may be subjected to contamination.
- Each block includes 2 OR 2056 gaskets.
- By-pass valve set @ a pressure of 1 bar

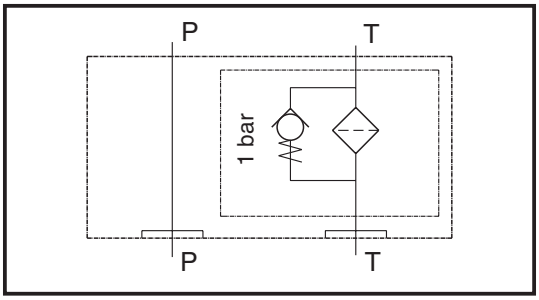

pressione di lavoro max. *max working pressure*	portata max. *max flow*	peso *weight*
6 bar	20 l/min	kg. 1.16

MODULO DI CONVERSIONE PER MONTAGGIO VALVOLE IN CONFIGURAZIONE CETOP 2 (luce ø5)
Modular block able to accept CETOP 2 configuration valves.

	DENOMINAZIONE VALVOLA *Valve denomination*	CODICE ORDINAZIONE *Ordering code*
N95 (coll. in parallelo *parallel circuit*)		G3.860.94.0.1.0.
N120 (coll. in serie *series circuit*)		G3.861.20.0.1.0.

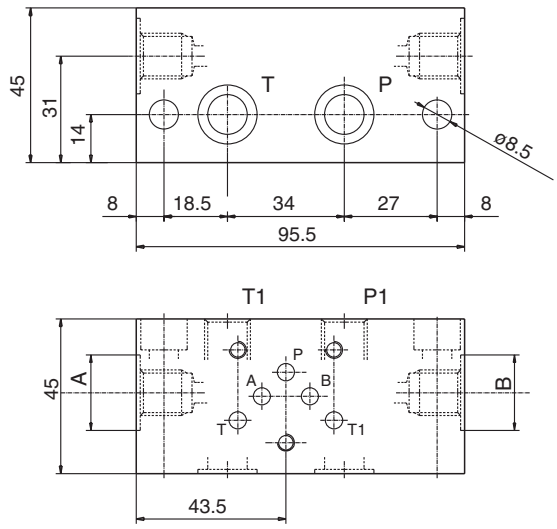

Blocchi modulari per montaggio di valvole con configurazione CETOP 2 (luce ø5) per circuiti in serie e in parallelo.
-Ogni blocco viene fornito completo dei 2 OR 2056.

A modular block that is able to accept CETOP 2 electrovalves for parallel or series circuits.
- Each block includes 2 OR 2056 gaskets.

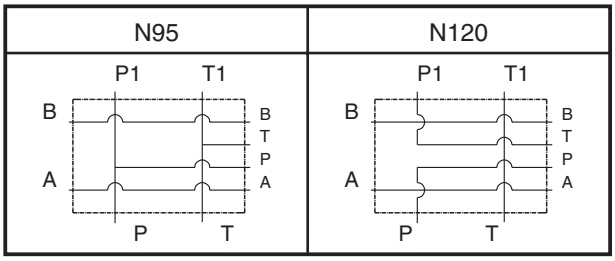

	Attacchi / *Port Size*	
	A-B	P1-T1
	1/4"BSPP	1/4"BSPP

pressione di lavoro max. *max working pressure*	portata max. *max flow*	peso *weight*
300 bar	20 l/min	kg. 0.40

MODULO DI CONVERSIONE PER MONTAGGIO VALVOLE IN CONFIGURAZIONE CETOP 2 (luce ø5)
Modular block able to accept CETOP 2 configuration valves.

	DENOMINAZIONE VALVOLA *Valve denomination*	CODICE ORDINAZIONE *Ordering code*
N210		G3.862.10.0.1.0.

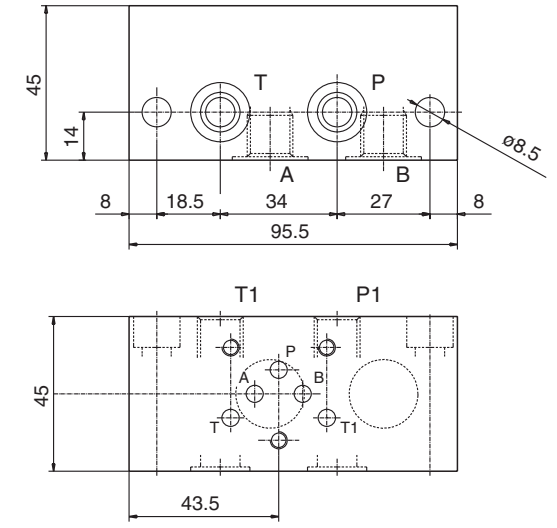

Blocco modulare per montaggio di valvole CETOP 2 (luce ø5) per circuiti in parallelo con attacchi posteriori.
-Ogni blocco viene fornito completo dei 2 OR 2056.

A modular block that is able to accept CETOP 2 electrovalves for a parallel circuit with ports on the under side of the block.
Each block includes 2 OR 2056 gaskets.

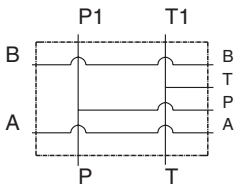

	Attacchi / *Port Size*	
	A-B	P1-T1
	1/4"BSPP	1/4"BSPP

pressione di lavoro max. *max working pressure*	portata max. *max flow*	peso *weight*
300 bar	20 l/min	kg. 0.40

MODULO PER ELETTROVALVOLA CETOP 2 (luce ø5) CON VALVOLE DI RITEGNO PILOTATE A SFERA
Modular block with P.O. check valves able to accept CETOP 2 configuration valves

	DENOMINAZIONE VALVOLA *Valve denomination*	CODICE ORDINAZIONE *Ordering code*
N211 (coll. in parallelo *parallel circuit*)		G3.862.11.X.Y.0
N212 (coll. in parallelo *parallel circuit*)		G3.862.12.X.Y.0
N213 (coll. in parallelo *parallel circuit*)		G3.862.13.X.Y.0

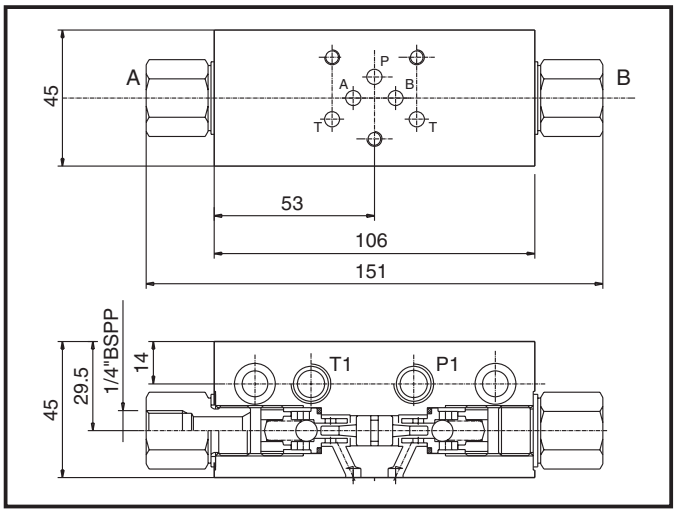

Modulo per elettrovalvola CETOP 2 con valvole unidirezionali a sfera a sbloccaggio oleodinamico.
- Filtraggio consigliat: 50 micron o inferiore
- Trafilamento: nullo

A selection of modular blocks fitted with P.O. check valves able to accept CETOP 2 (2143) electrovalves.
- *Each block includes 4 OR 108 gaskets.*
- *Leakage free*
- *Suggested filtration: 50 micron nominal or better*

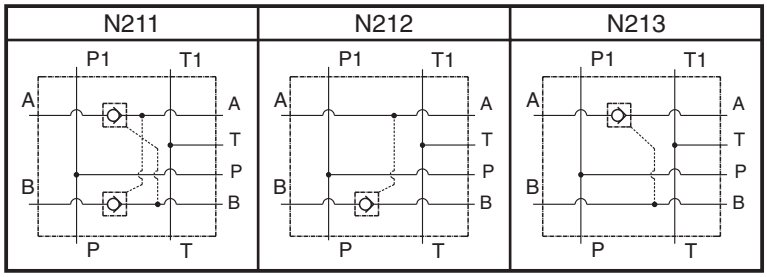

Y	Attacchi / *Port Size*	
	A-B	P1-T1
1	1/4"BSPP	1/4"BSPP

Rapporto di pilotaggio *Pilot ratio*
4 : 1

X	Guarnizione sul pistone di pilotaggio *O-ring on pilot piston*
A	Senza guarnizione / *no O-ring*
B	Con guarnizione / *with O-ring*

pressione di lavoro max. *max working pressure*	portata max. *max flow*	
250 bar	16 l/min	

MODULO DI CONVERSIONE PER MONTAGGIO VALVOLE IN CONFIGURAZIONE CETOP 2 (luce ø5)
Modular block able to accept CETOP 2 configuration valves

	DENOMINAZIONE VALVOLA *Valve denomination*	CODICE ORDINAZIONE *Ordering code*
N155		G3.861.55.0.1.0.

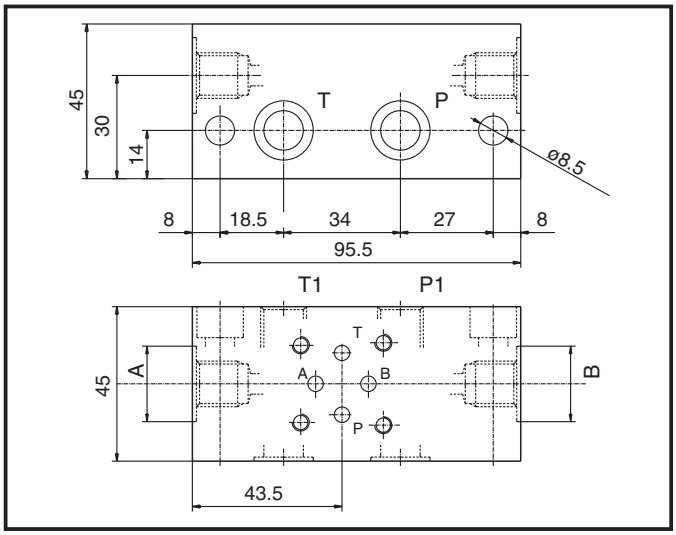

Blocchi modulari per montaggio di valvole con configurazione CETOP 2 (luce ø5) per circuiti in parallelo.
- Ogni blocco viene fornito completo dei 2 OR 2056.

A modular block that is able to accept CETOP 2 electrovalves for parallel circuits.
- *Each block includes 2 OR 2056 gaskets.*

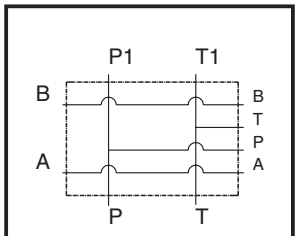

	Attacchi / *Port Size*	
	A-B	P1-T1
	1/4"BSPP	1/4"BSPP

pressione di lavoro max. *max working pressure*	portata max. *max flow*	
300 bar	20 l/min	

MODULO PER ELETTROVALVOLA CETOP 2 (luce ⌀5) CON VALVOLE DI RITEGNO PILOTATE AD OTTURATORE CONICO GUIDATO

PAGINA -.--.--

DENOMINAZIONE VALVOLA Valve denomination		Codice ordinazione Ordering code
N224	(coll.in parallelo)	G3.862.24.X.Y.Z.
N225	(coll.in parallelo)	G3.862.25.X.Y.Z.
N226	(coll.in parallelo)	G3.862.26.X.Y.Z.

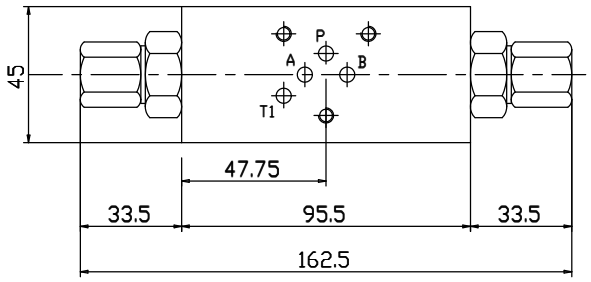

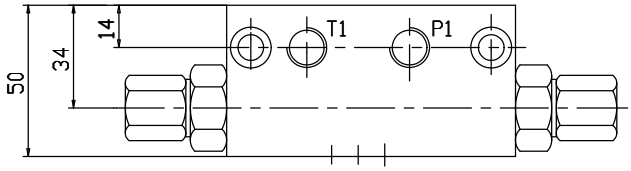

Modulo per elettrovalvola CETOP 2 con valvole unidirezionali a sbloccaggio oleodinamico.
- Filtraggio consigliato: 50 micron o inferiore
- Trafilamento : nullo
- Possibilita' di montare OR sul pistone di pilotaggio

Rapporto di pilotaggio Pilot ratio
4 : 1

N224

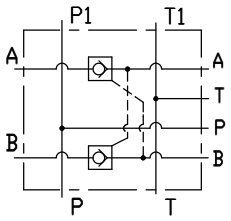

N225

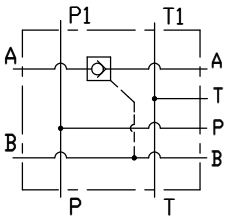

N226

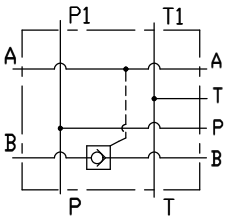

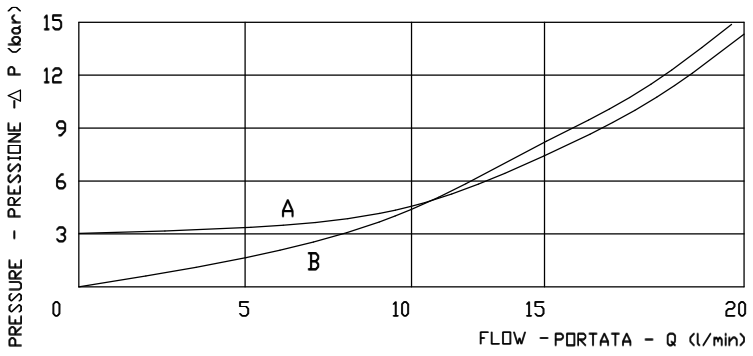

A = Caduta di pressione in portata libera
B = Caduta di pressione con apertura pilotata

X	GUARNIZIONE SUL PISTONE DI PILOTAGGIO O-RING ON PILOT PISTON
A	Senza guarnizione no O-Ring
B	Con guarnizione with O-Ring

Y	MOLLE / SPRINGS
	Inizio apertura (bar) Cracking pressure (bar)
0	2

Z	ATTACCHI / PORT SIZE	
	A-B	P1-T1
1	1/4"BSPP	1/4"BSPP
2	3/8"BSPP	1/4"BSPP

pressione di lavoro max. max working pressure	portata max. flow max	peso weight
300 bar	20 l/min	

MODULO DI CONVERSIONE PER MONTAGGIO VALVOLE IN CONFIGURAZIONE CETOP 2143 (luce ø6)
Modular block able to accept CETOP 3 (2143) configuration valves

	DENOMINAZIONE VALVOLA *Valve denomination*	CODICE ORDINAZIONE *Ordering code*
N03 (coll. in parallelo *parallel circuit*)		G3.860.02.0.Y.0.
N11 (coll. in serie *series circuit*)		G3.860.09.0.Y.0.

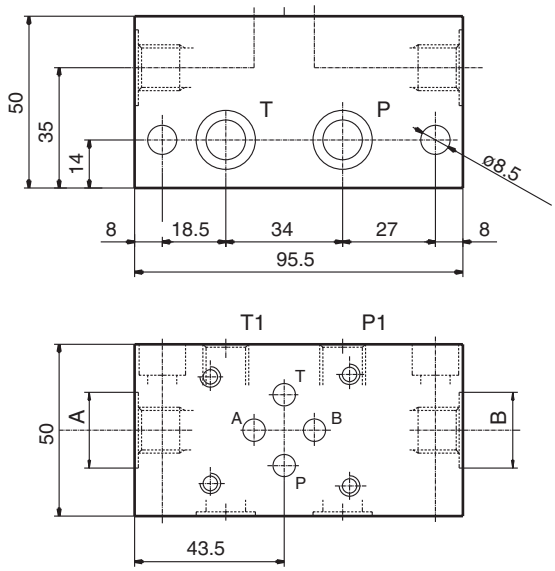

Blocchi modulari per montaggio di valvole con configurazione CETOP 2143 (luce ø6) per circuiti in serie e in parallelo.
-Ogni blocco viene fornito completo dei 2 OR 2056.

Modular blocks able to accept CETOP 3 (2143) electrovalves for parallel or series circuits
Each block includes 2 OR 2056 gaskets.

N03	N11
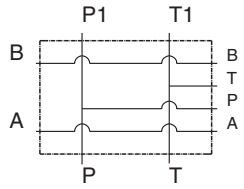	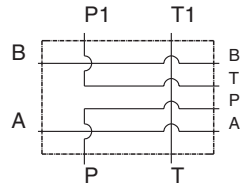

Y	Attacchi / *Port Size*	
	A-B	P1-T1
1	1/4" BSPP	1/4" BSPP
2	3/8" BSPP	1/4" BSPP

pressione di lavoro max. *max working pressure*	portata max. *max flow*	peso *weight*
300 bar	40 l/min	kg. 0.56

MODULO DI CONVERSIONE PER MONTAGGIO VALVOLE IN CONFIGURAZIONE CETOP 2143 (luce ø6)
Modular block able to accept CETOP 3 (2143) configuration valves

	DENOMINAZIONE VALVOLA *Valve denomination*	CODICE ORDINAZIONE *Ordering code*
N85 (coll. in parallelo *parallel circuit*)		G3.860.84.0.Y.0.

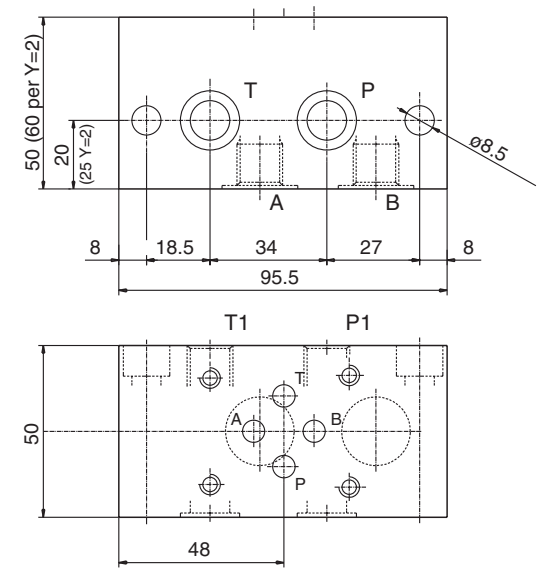

Blocco modulare per montaggio di valvole CETOP 2143 (luce ø6) per circuiti in parallelo con attacchi posteriori.
- Ogni blocco viene fornito completo dei 2 OR 2056.

A modular block that is able to accept CETOP 3 (2143) electrovalves for a parallel circuit with ports on the under side of the block.
- Each block includes 2 OR 2056 gaskets.

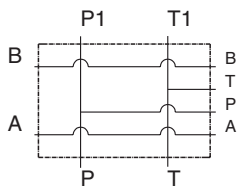

Y	Attacchi / *Port Size*	
	A-B	P1-T1
1	1/4" BSPP	1/4" BSPP
2	3/8" BSPP	1/4" BSPP

pressione di lavoro max. *max working pressure*	portata max. *max flow*	peso *weight*
300 bar	40 l/min	kg. 0.57

MODULO DI CONVERSIONE PER MONTAGGIO DI UNA VALVOLA IN CONFIGURAZIONE CETOP 2143 (luce ø6)
Modular block able to accept CETOP 3 (2143) configuration valves

N16 DENOMINAZIONE VALVOLA *Valve denomination*

CODICE ORDINAZIONE *Ordering code* **G3.860.15.0.Y.0.**

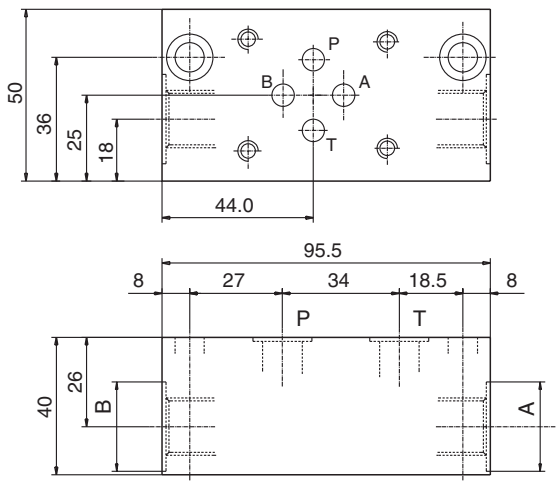

Blocco modulare per il montaggio di un pacco di valvole con configurazione CETOP 2143 (luce ø6) con sviluppo in altezza.
- Ogni blocco viene fornito completo dei 2 OR 2056.

A modular block that is able to accept CETOP 3 (2143) electrovalves for end mounting.
- Each block includes 2 OR 2056 gaskets.

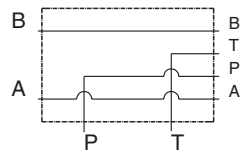

Y	Attacchi / *Port Size*
	A - B
1	1/4" BSPP
2	3/8" BSPP

pressione di lavoro max. *max working pressure*	portata max. *max flow*	peso *weight*
300 bar	40 l/min	kg. 0.45

MODULO DI CONVERSIONE PER MONTAGGIO VALVOLE IN CONFIGURAZIONE CETOP 2143 (luce ø6) CON ATTACCHI LATERALI
Modular block able to accept CETOP 3 (2143) configuration valves with side ports

N142 DENOMINAZIONE VALVOLA *Valve denomination*

CODICE ORDINAZIONE *Ordering code* **G3.861.42.0.0.0.**

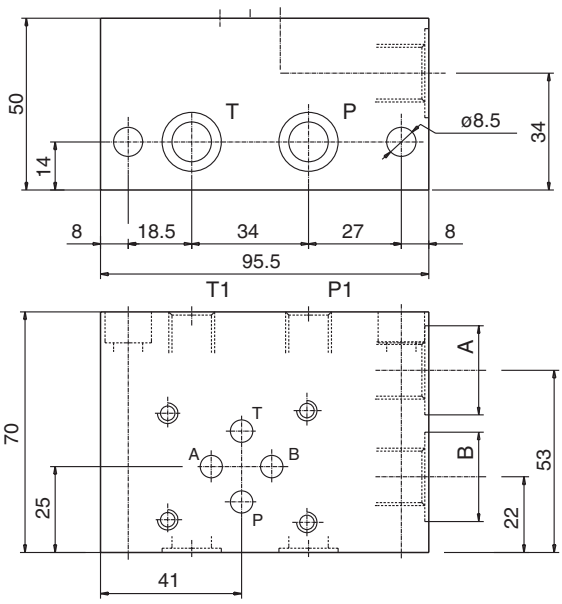

Blocco modulare per montaggio di valvole con configurazione CETOP 2143 (luce ø6) per circuiti in parallelo con uscite laterali.
- Ogni blocco viene fornito completo dei 2 OR 2056.

A modular block that is able to accept CETOP 3 (2143) electrovalves for parallel circuit with side sevice ports on one face.
- Each block includes 2 OR 2056 gaskets.

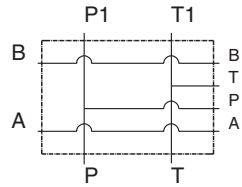

	Attacchi / *Port Size*
	A - B
	3/8" BSPP

pressione di lavoro max. *max working pressure*	portata max. *max flow*	peso *weight*
300 bar	40 l/min	kg. 0.90

MODULO PER ELETTROVALVOLA CETOP 2143 (luce ø6) CON VALVOLE DI RITEGNO PILOTATE A SFERA
Modular block with P.O. check valves able to accept CETOP 3 (2143) configuration valves

	DENOMINAZIONE VALVOLA *Valve denomination*	CODICE ORDINAZIONE *Ordering code*
N12 (coll. in parallelo *parallel circuit*)		G3.860.11.X.Y.0
N13 (coll. in parallelo *parallel circuit*)		G3.860.12.X.Y.0
N14 (coll. in parallelo *parallel circuit*)		G3.860.13.X.Y.0
N34 (coll. in serie *series circuit*)		G3.860.33.X.Y.0
N32 (coll. in serie *series circuit*)		G3.860.31.X.Y.0
N47 (coll. in serie *series circuit*)		G3.860.46.X.Y.0

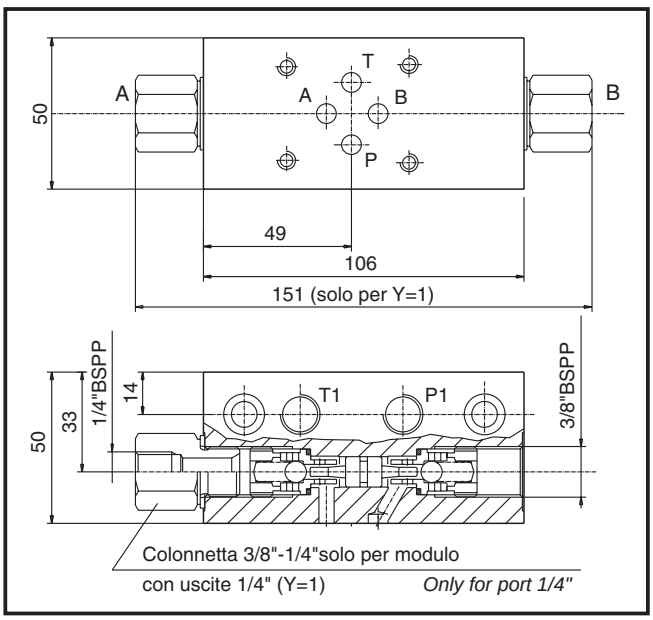

Modulo per elettrovalvola CETOP 2.1-4-3 con valvole unidirezionali a sbloccaggio oleodinamico.
- Filtraggio consigliato: 50 micron o inferiore
- Trafilamento: nullo
- Possibilità di montare OR sul pistone di pilotaggio

A selection of modular block with P.O. check valves able to accept block CETOP 3 (2143) electrovalves.
In order to replace the check valves you must use a special key available from OIL SISTEM.
- *Each block includes 4 OR 108 gaskets.*
- *Leakage free*
- *Suggested filtration: 50 micron nominal or better*
- *Possibility to have an OR gasket on the piloting piston*

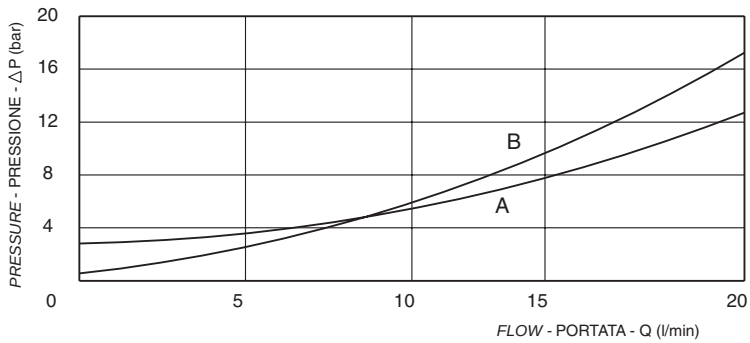

A = Caduta di pressione in portata libera / *Loss of pressure with free flow*
B = Caduta di pressione in apertura pilotata / *Loss of pressure with cracking piloting pressure*

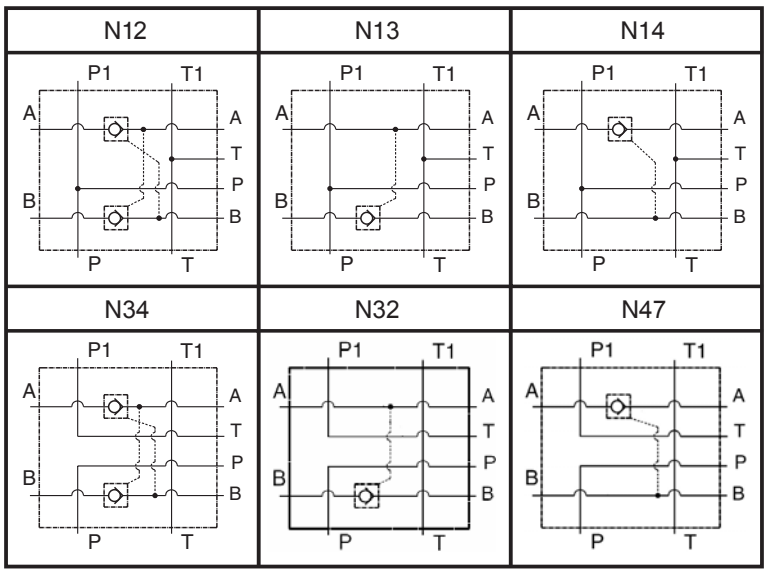

X	Guarnizione sul pistone di pilotaggio *O-ring on pilot piston*
A	Senza guarnizione / *no O-ring*
B	Con guarnizione / *with O-ring*

Y	Attacchi / *Port Size*	
	A-B	P1-T1
1	1/4" BSPP	1/4" BSPP
2	3/8" BSPP	1/4" BSPP

Rapporto di pilotaggio *Pilot ratio*
4 : 1

pressione di lavoro max. *max working pressure*	portata max. *max flow*
250 bar	20 l/min

MODULO PER ELETTROVALVOLA CETOP 2143 (luce ø6) CON VALVOLE DI RITEGNO PILOTATE AD OTTURATORE CONICO GUIDATO
Modular block with poppet type P.O. check valves able to accept CETOP 3 (2143) configuration valves

	DENOMINAZIONE VALVOLA *Valve denomination*	CODICE ORDINAZIONE *Ordering code*
N118 (coll. in parallelo *parallel circuit*)		G3.861.18.X.Y.Z.
N122 (coll. in parallelo *parallel circuit*)		G3.861.22.X.Y.Z.
N123 (coll. in parallelo *parallel circuit*)		G3.861.23.X.Y.Z.

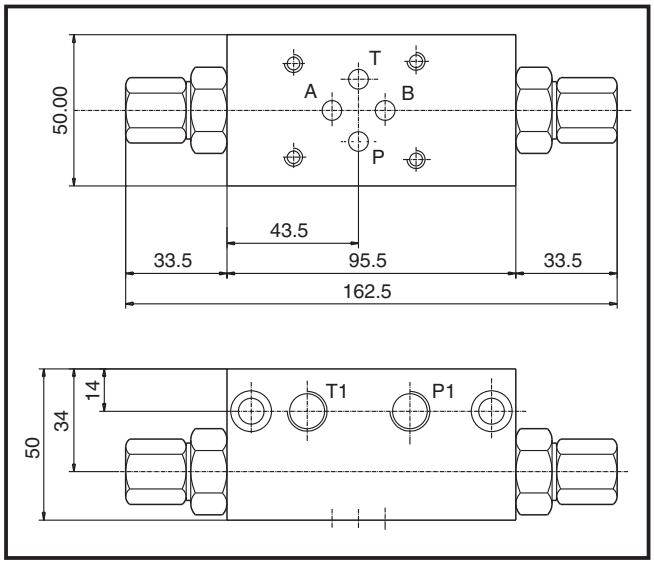

Modulo per elettrovalvola CETOP 2.1-4-3 con valvole unidirezionali a sbloccaggio oleodinamico.
- Filtraggio consigliato: 50 micron o inferiore
- Trafilamento: nullo
- Possibilità di montare OR sul pistone di pilotaggio

A selection of modular block with P.O. check valves able to accept block CETOP 3 (2143) electrovalves.
In order to replace the check valves you must use a special key available from OIL SISTEM.
- *Each block includes 4 OR 108 gaskets.*
- *Leakage free*
- *Suggested filtration: 50 micron nominal or better*
- *Possibility to have an OR gasket on the piloting piston*
- *Do not use this block when you have high counter pressure on the "T" line.*

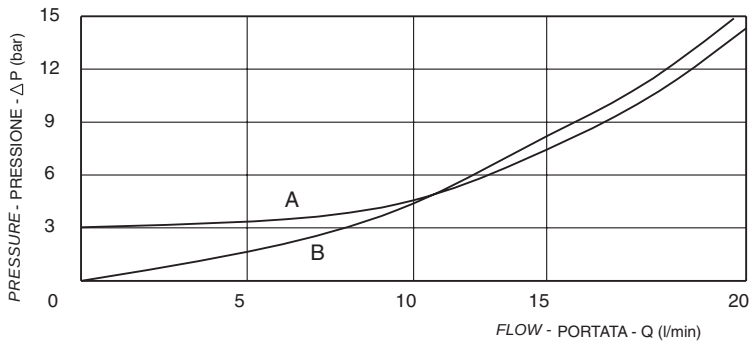

A = Caduta di pressione in portata libera / *Loss of pressure with free flow*
B = Caduta di pressione con apertura pilotata / *Loss of pressure with cracking piloting pressure*

Rapporto di pilotaggio *Pilot ratio*
4 : 1

N118	N122	N123
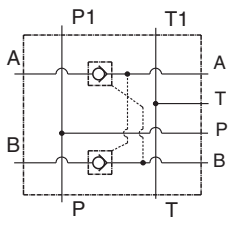	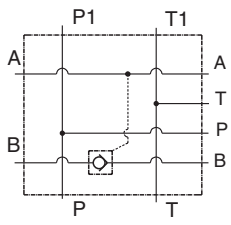	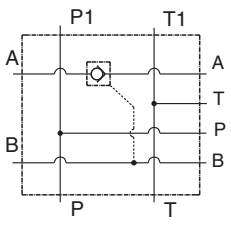

X	Guarnizione sul pistone di pilotaggio *O-ring on pilot piston*
A	Senza guarnizione / *no O-ring*
B	Con guarnizione / *with O-ring*

Z	Attacchi / *Port Size*			
	N118		N122 - N123	
	A-B	P1-T1	A-B	P1-T1
1			1/4" BSPP	1/4" BSPP
2	3/8" BSPP	1/4" BSPP	3/8" BSPP	1/4" BSPP
3	1/4" BSPP	1/4" BSPP		

Y	Molle / *Springs*
	Inizio apertura (bar) / *Cracking pressure (bar)*
0	2

pressione di lavoro max. *max working pressure*	portata max. *max flow*
300 bar	20 l/min

MODULO PER ELETTROVALVOLA CETOP 2143 (luceø6) CON VALVOLE DI RITEGNO PILOTATE E ROTAZIONE FIGURA SIA LATO MOTORE CHE LATO SERBATOIO

Modular block with P.O. check valves and rotation of the blocks toward the tank or the motor side. The block is able to accept CETOP 3 electrovalves

	DENOMINAZIONE VALVOLA *Valve denomination*	CODICE ORDINAZIONE *Ordering code*
N90 (coll. in parallelo *parallel circuit*)		G3.860.89.X.Y.Z.
N130 (coll. in parallelo *parallel circuit*)		G3.861.30.X.Y.Z.
N131 (coll. in parallelo *parallel circuit*)		G3.861.31.X.Y.Z.

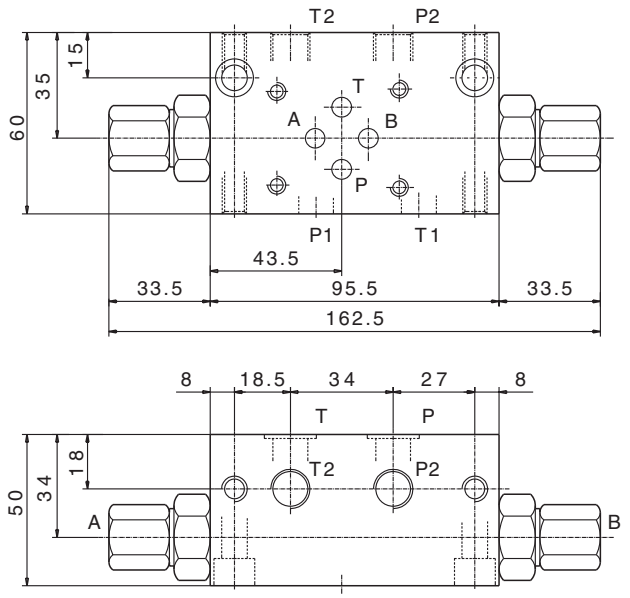

Modulo per una elettrovalvola CETOP 2143 (luce ø6) con ritegni pilotati ad otturatore conico e rotazione della figura standard sia verso il lato motore che verso il lato serbatoio.
Questo blocco quindi consente la flangiatura degli altri blocchi del circuito sia con sviluppo lato motore che con sviluppo lato serbatoio.
- Filtraggio consigliato: 50 micron o inferiore
- Ogni blocco viene fornito completo dei 2 OR 2056.

A selection of modular blocks with P.O. check valves and rotation of the blocks toward the tank or the motor side. The blocks are able to accept CETOP 3 (2143) electrovalves
These blocks allow you to stack other blocks in the system toward the motor or the tank side
- *Each block includes 2 OR 2056 gaskets.*
- *Leakage free*
- *Suggested filtration: 50 micron nominal or better*

N90	N130	N131
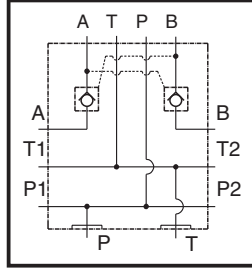	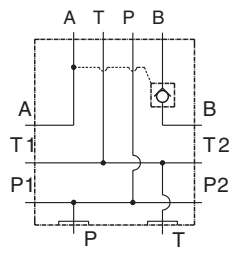	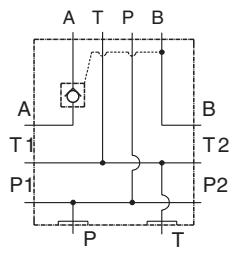

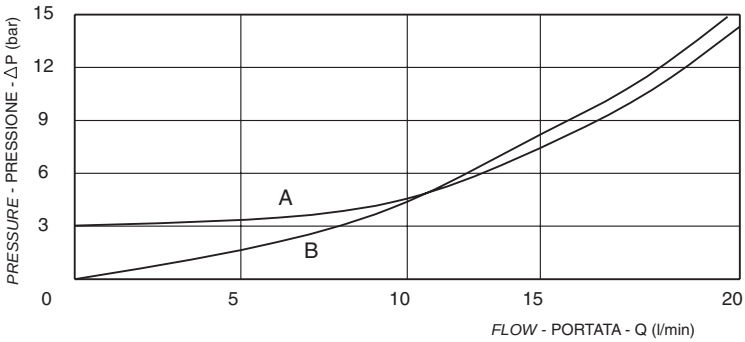

A = Caduta di pressione in portata libera / *Loss of pressure with free flow*
B = Caduta di pressione con apertura pilotata / *Loss of pressure with cracking piloting pressure*

Rapporto di pilotaggio *Pilot ratio*
4 : 1

X	Guarnizione sul pistone di pilotaggio *O-ring on pilot piston*
A	Senza guarnizione / *no O-ring*
B	Con guarnizione / *with O-ring*

Y	Molle / *Springs*
	Inizio apertura (bar) / *Cracking pressure (bar)*
0	2

Z	Attacchi / *Port Size*		
	A-B	P1-T1	P2-T2
1	1/4" BSPP	Ø 11.5	1/4" BSPP
2	3/8" BSPP	Ø 11.5	1/4" BSPP

pressione di lavoro max. *max working pressure*	portata max. *max flow*	peso *weight*
300 bar	20 l/min	kg. 0.87

MODULO PER ELETTROVALVOLA CETOP 2143 (luce ø6) CON VALVOLE DI RITEGNO PILOTATE AD OTTURATORE CONICO GUIDATO E VALVOLE DI MASSIMA VM15 SU A-B

Modular block with poppet type P.O. check valves and "VM15" relief valves. Block ables to accept CETOP 3 (2143) configuration valves

N121 (coll. in parallelo / *parallel circuit*) — DENOMINAZIONE VALVOLA / *Valve denomination* — CODICE ORDINAZIONE / *Ordering code* **G3.861.21.X.Y.Z.**

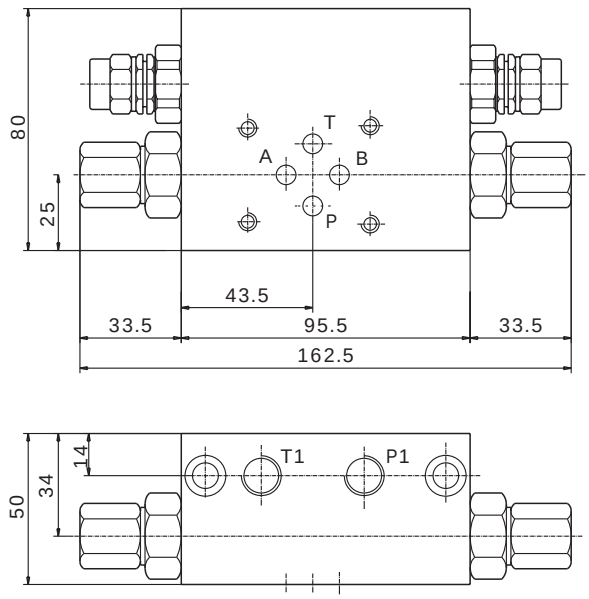

Rapporto di pilotaggio / *Pilot ratio*
4 : 1

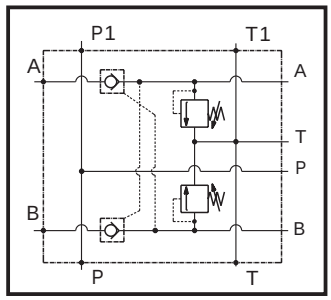

X	Guarnizione sul pistone di pilotaggio / *O-ring on pilot piston*
0	Senza guarnizione / *no O-ring*
G	Con guarnizione / *with O-ring*

Y	Attacchi / *Port Size*	
	A-B	P1-T1
1	1/4" BSPP	1/4" BSPP
2	3/8" BSPP	1/4" BSPP

Z	Molle / *Springs*		
	Campo taratura (bar) *Adj. press. range (bar)*	Taratura standard (bar) (Q=5 L/min) *Std. setting bar (made at 5 l/min)*	Colore *Colour*
2	5 - 50	30	Nero *Black*
3	30 - 120	80	Blu *Blue*
4	80 - 250	150	Verde *Green*

pressione di lavoro max. *max working pressure*	portata max. *max flow*	
300 bar	15 l/min	

MODULO PER ELETTROVALVOLA CETOP 2143 (luce ø6) CON VALVOLA DI MASSIMA VM15 SU B

Modular block with "VM15" relief valve fitted on "B" line, able to accept CETOP 3 (2143) configuration valves

N169 (coll. in parallelo / *parallel circuit*) — DENOMINAZIONE VALVOLA / *Valve denomination* — CODICE ORDINAZIONE / *Ordering code* **G3.861.69.0.0.Z.**

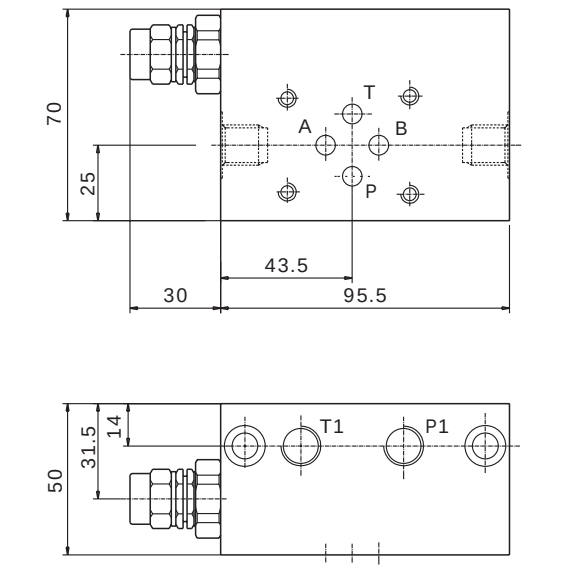

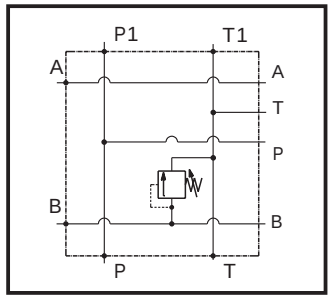

	Attacchi / *Port Size*	
	A-B	P1-T1
	1/4" BSPP	1/4" BSPP

Z	Molle / *Springs*		
	Campo taratura (bar) *Adj. press. range (bar)*	Taratura standard (bar) (Q=5 L/min) *Std. setting bar (made at 5 l/min)*	Colore *Colour*
1	5 - 50	30	Nero *Black*
2	30 - 120	80	Blu *Blue*
3	80 - 250	150	Verde *Green*

pressione di lavoro max. *max working pressure*	portata max. *max flow*	
300 bar	15 l/min	

MODULO PER ELETTROVALVOLA CETOP 2143 (luce ø6) CON VALVOLA) DI MASSIMA AD OTTURATORE CONICO GUIDATO VM20 SU A o B

Modular block with "VM20" relief valves fitted on both "A" or "B" lines.
This block is able to accept CETOP 3 (2143) configuration valves

N187 (coll. in parallelo / *parallel circuit*)

DENOMINAZIONE VALVOLA
Valve denomination

CODICE ORDINAZIONE
Ordering code

G3.861.87.X.0.Z.

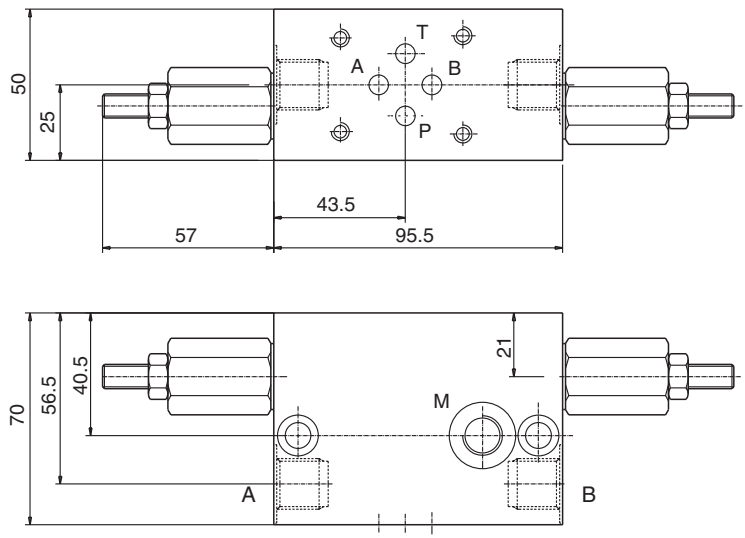

	Attacchi / *Port Size*	
	A-B	M
	3/8" BSPP	1/4" BSPP

X — Schema / *Symbol*

A	B	C
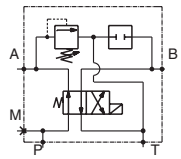	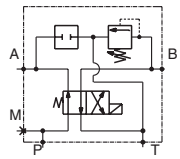	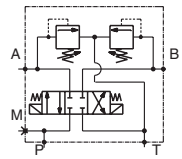

Z — Molle / *Springs*

	Campo taratura (bar) *Adj. press. range (bar)*	Taratura standard (bar) (Q=5 L/min) *Std. setting bar (made at 5 l/min)*	Colore *Colour*
2	20 - 80	70	Nero *Black*
3	60 - 220	200	Blu *Blue*
4	100 - 350	300	Verde *Green*

pressione di lavoro max. *max working pressure*	portata max. *max flow*
300 bar	15 l/min

MODULO DI CONVERSIONE PER MONTAGGIO VALVOLE IN CONFIGURAZIONE CETOP 2145 (luce ø10)

Modular block to accept CETOP 5 (2145) configuration valves

N37 (coll. in parallelo / *parallel circuit*)

N38 (coll. in serie / *series circuit*)

DENOMINAZIONE VALVOLA
Valve denomination

CODICE ORDINAZIONE
Ordering code

G3.860.36.0.Y.0.

G3.860.37.0.Y.0.

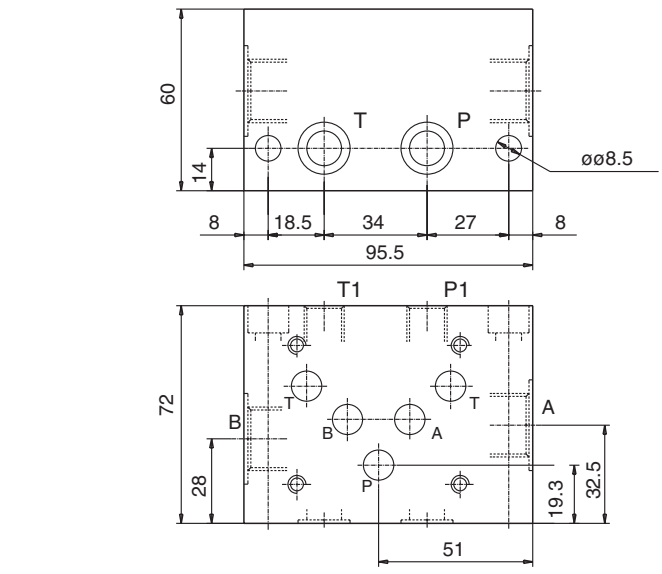

Blocchi modulari per montaggio di valvole con configurazione CETOP 2145 (luce ø10) per circuiti in serie e in parallelo.
-Ogni blocco viene fornito completo dei 2 OR 2056.

A modular block able to accept CETOP 5 (2145) electrovalves for parallel or series circuits.
- Each block includes 2 OR 2056 gaskets.

N37	N38
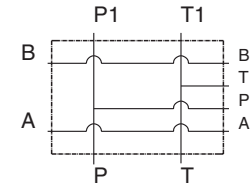	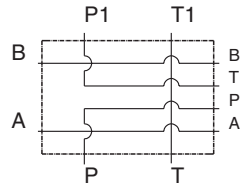

Y — Attacchi / *Port Size*

	A - B	P1 - T1
3	1/2" BSPP	1/4" BSPP

pressione di lavoro max. *max working pressure*	portata max. *max flow*
300 bar	70 l/min

MODULO INTERPOSIZIONE CETOP 2143 (luce ø6) CON VALVOLE DI SOVRAPRESSIONE TIPO VM15 AD OTTURATORE CONICO

Sandwich block with poppet type "VM15" relief valves able to accept CETOP 3 (2143) configuration valves

	DENOMINAZIONE VALVOLA *Valve denomination*	CODICE ORDINAZIONE *Ordering code*
N05 (A → T)		G3.860.03.X.Y.Z.
N06 (B → T)		G3.860.04.X.Y.Z.
N07 (AB → T)		G3.860.05.X.Y.Z.
N08 (A → B B → A)		G3.860.07.X.Y.Z.

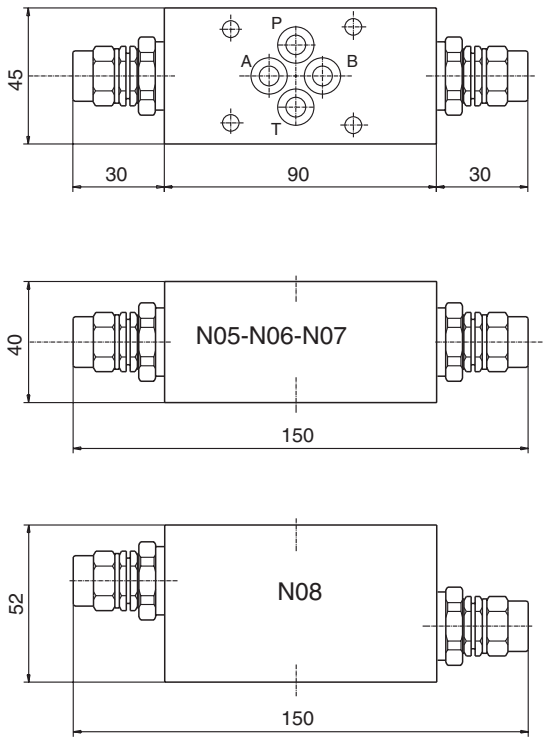

Modulo interposizione CETOP 2,1-4-3 con valvole di controllo pressione VM15 per montaggio a pacco.
- Filtraggio consigliato: 50 micron
- Il modulo viene fornito completo dei 4 OR 108

A selection of sandwich blocks able to accept CETOP 3 (2143) electrovalves. The blocks come complete with "VM15" relief valves fitted
- *Each block includes 4 OR 108 gaskets*
- *Suggested filtration: 50 micron nominal or better*

	N05	N06
	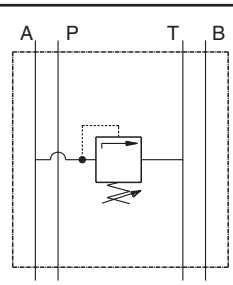	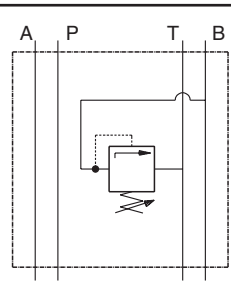
	N07	N08
	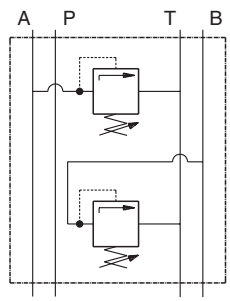	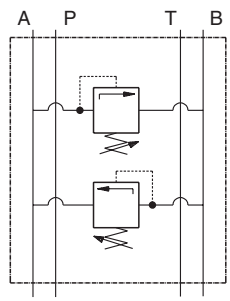

Y	Attacchi *Port Size*
	flangiatura CETOP
8	2.1-4-3 (luce Ø6)

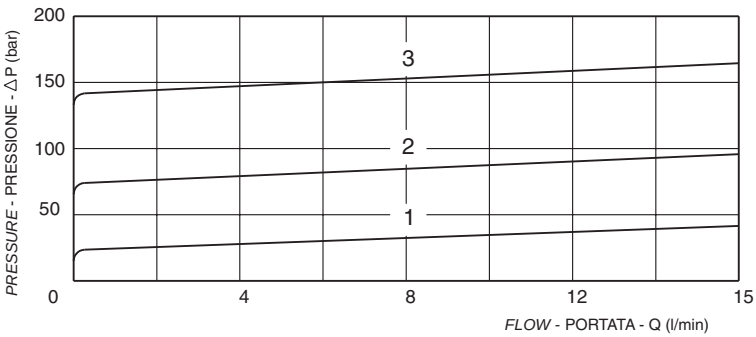

Z	Molle / *Springs*		
	Campo taratura (bar) *Adj. press. range (bar)*	Taratura standard (bar) (Q=5 L/min) *Std. setting bar (made at 5 l/min)*	Colore *Colour*
1	5 - 50	30	Nero *Black*
2	30 - 120	80	Blu *Blue*
3	80 - 250	150	Verde *Green*

X	Regolazioni / *Adjustments*				
A	vite interna *leakproof internal*		B	volantino e dado *handknob and locknut*	

pressione di lavoro max. *max working pressure*	portata max. *max flow*	
250 bar	15 l/min	

MODULO INTERPOSIZIONE CETOP 2143 (luce ø6) CON VALVOLE DI SOVRAPRESSIONE TIPO VM25 AD OTTURATORE CONICO GUIDATO
Sandwich blocks with poppet type "VM25" relief valves able to accept CETOP 3 (2143) configuration valves

	DENOMINAZIONE VALVOLA *Valve denomination*	CODICE ORDINAZIONE *Ordering code*
N100 (A → T)		G3.860.99.X.Y.Z.
N101 (B → T)		G3.861.01.X.Y.Z.
N102 (AB → T)		G3.861.02.X.Y.Z.
N103 (A → B B → A)		G3.861.03.X.Y.Z.

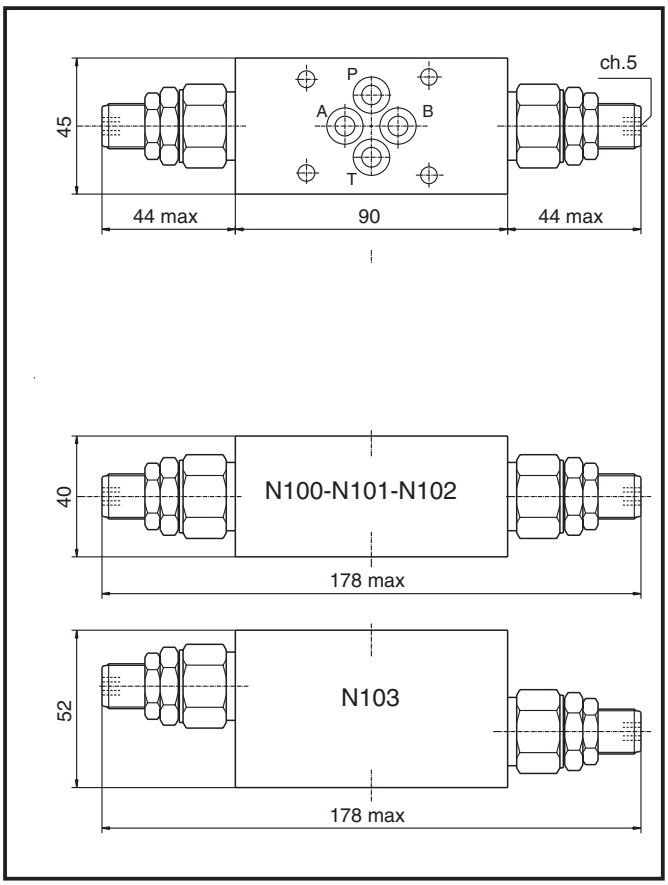

Modulo interposizione CETOP 2,1-4-3 con valvole di controllo pressione VM25 per montaggio a pacco.
- Filtraggio consigliato: 50 micron
- Il modulo viene fornito completo dei 4 OR 108

A selection of sandwich blocks able to accept CETOP 3 (2143) electrovalves. The blocks come complete with "VM25" relief valves fitted.
- *Each block includes 4 OR 108 gaskets*
- *Suggested filtration: 50 micron nominal or better*

	N100	N101
	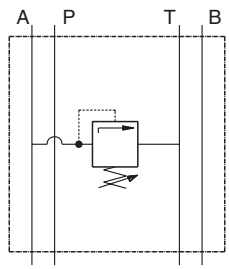	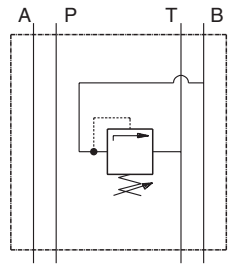
	N102	N103
	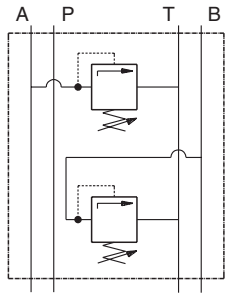	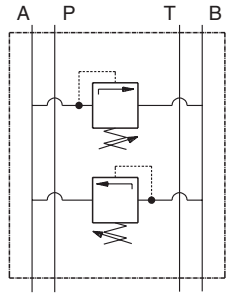

Y	Attacchi *Port Size*
	flangiatura CETOP
8	2.1-4-3 (luce Ø6)

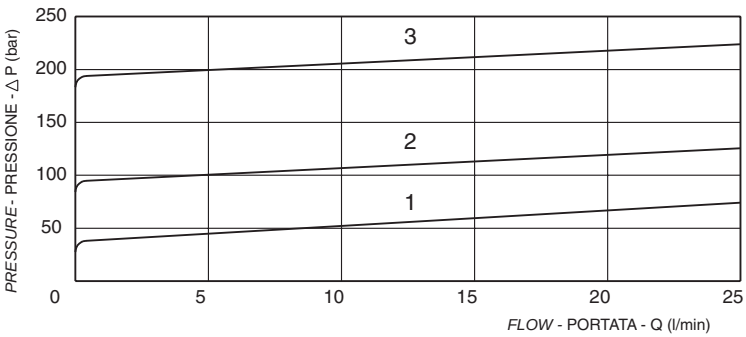

X	Regolazioni / *Adjustments*		
A	vite esterna esagono incassato *leakproof hex. socket screw* 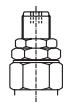	B	volantino e dado *handknob and locknut* 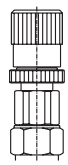

Z	Molle / *Springs*							
	Campo taratura (bar) *Adj. press. range (bar)*	Taratura standard (bar) (Q=5 L/min) *Std. setting bar (made at 5 l/min)*	Colore *Colour*		Campo taratura (bar) *Adj. press. range (bar)*	Taratura standard (bar) (Q=5 L/min) *Std. setting bar (made at 5 l/min)*	Colore *Colour*
1	10 - 100	50	Nero *Black*	3	70 - 350	200	Verde *Green*
2	40 - 200	100	Blu *Blue*	4	5 - 50	40	Giallo *Yellow*

pressione di lavoro max. *max working pressure*	portata max. *max flow*	
300 bar	25 l/min	

MODULO INTERPOSIZIONE CETOP 2143 (luce ø6) CON VALVOLE DI STROZZAMENTO UNIDIREZIONALE TIPO SVU6
Sandwich blocks with "SVU6" adjustable flow control valves able to accept CETOP 3 (2143) configuration valves

	DENOMINAZIONE VALVOLA *Valve denomination*	CODICE ORDINAZIONE *Ordering code*
N78		G3.860.77.X.Y.0.
N104		G3.861.04.X.Y.0.
N105		G3.861.05.X.Y.0.
N106		G3.861.06.X.Y.0.
N107		G3.861.07.X.Y.0.
N108		G3.861.08.X.Y.0.

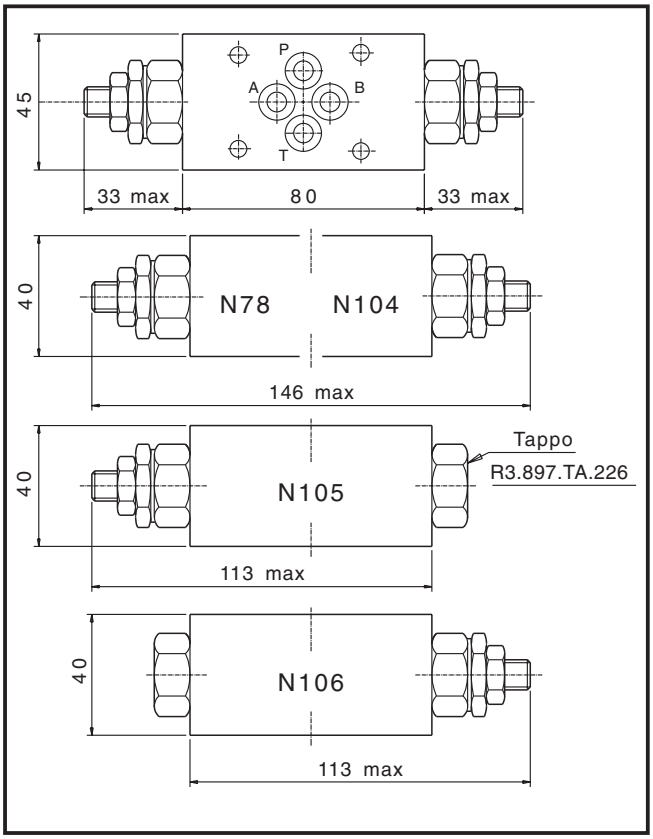

Modulo interposizione CETOP 2.1-4-3 con valvole di regolazione portata SVU6 per montaggio a pacco.
- Filtraggio consigliato: 50 micron

A selection of sandwich blocks able to accept CETOP 3 (2143) electrovalves. The blocks come complete with "SVU6" adjustable flow control valves fitted.
- *Each block includes 4 OR 108 gaskets*
- *Suggested filtration: 50 micron nominal or better*

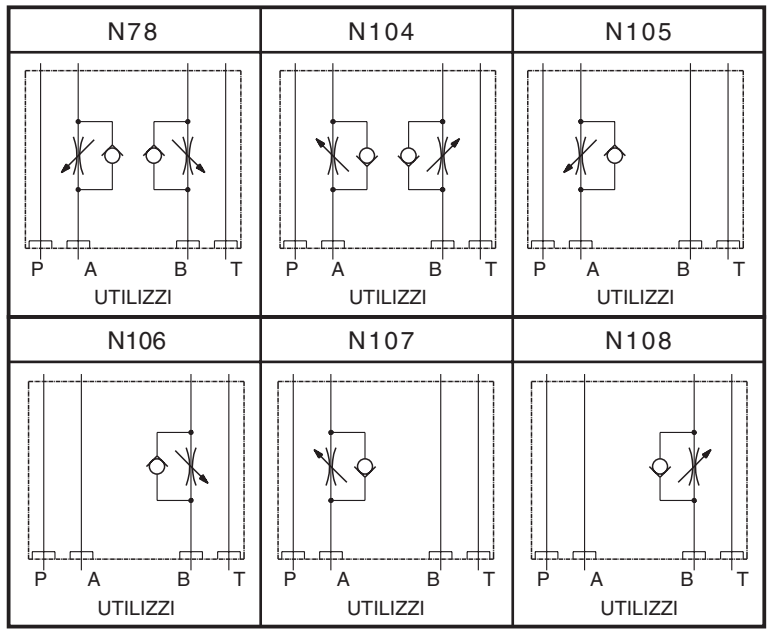

X	Regolazioni / *Adjustments*
A	vite esterna esagono incassato *leakproof hex. socket screw*

Y	Attacchi / *Port Size*
	Flangiatura CETOP
8	2.1-4-3 (luce ø6)

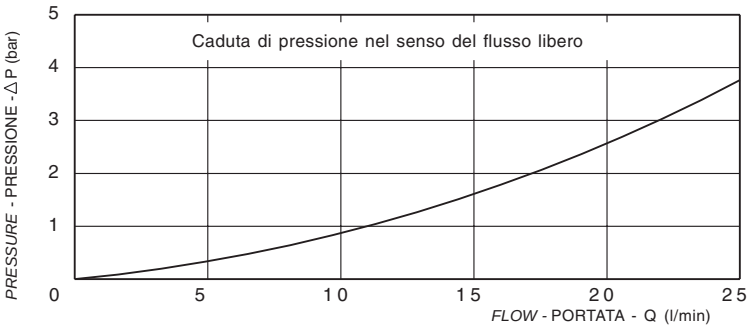

N78 - Valvole di strozzamento unidirezionali agenti sul ritorno degli utilizzi A e B.
- *Adjustable flow control valves working on the return to tank of the "A" and "B" line.*

N104 - Valvole di strozzamento unidirezionali agenti sulla mandata degli utilizzi A e B.
- *Adjustable flow control valves working on the delivery of the "A" and "B" line*

N105 - Valvola di strozzamento unidirezionale agente sul ritorno dell'utilizzo A.
- *Adjustable flow control valves working on the return to tank of the "A" line*

N106 - Valvola di strozzamento unidirezionale agente sul ritorno dell'utilizzo B.
- *Adjustable flow control valves working on the return to tank of the "B" line*

N107 - Valvola di strozzamento unidirezionale agente sulla mandata dell'utilizzo A
- *Adjustable flow control valves working on the delivery of the "A" line.*

N108 - Valvola di strozzamento unidirezionale agente sulla mandata dell'utilizzo B.
- *Adjustable flow control valves working on the delivery of the "B" line*

pressione di lavoro max. *max working pressure*	portata max. *max flow*	
300 bar	25 l/min	

MODULO INTERPOSIZIONE CETOP 2143 (luce ø6) CON ATTACCO 1/8"BSPP PER PRESSOSTATO SU A e B
Sandwich block with 1/8" port size for pressure switch on "A" and "B" line able to accept CETOP 3 (2143) configuration valves

N19 DENOMINAZIONE VALVOLA *Valve denomination*

CODICE ORDINAZIONE *Ordering code* **G3.860.18.0.Y.0.**

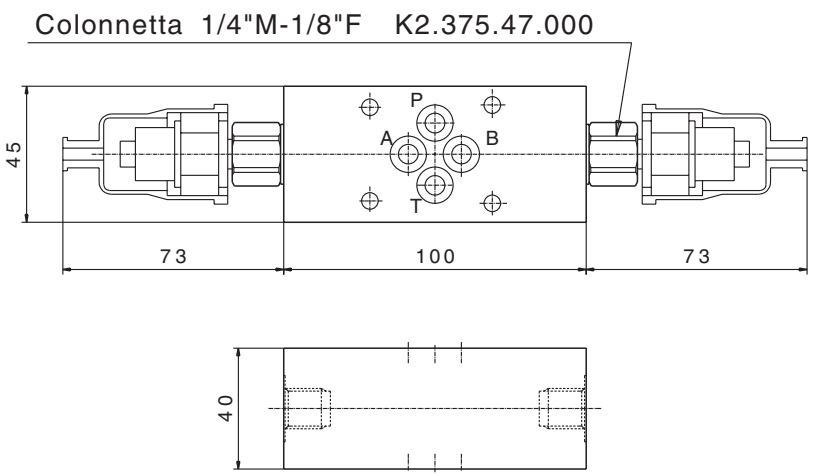

Blocco interposizione CETOP 2143 (luce ø6) per il montaggio di pressostati ELECTROTEC tipo PMN sugli utilizzi A e B.
- I pressostati debbono essere ordinati seperatamente.
- Ogni blocco viene fornito completo dei 4 OR 108

A sandwich block with an 1/8" BSP port for fitting a pressure switch (Elettrotec type "PMN" series) on "A" and "B" line. The block is able to accept CETOP 3 (2143) electrovalves.
- *Each block includes 2 OR 2056 gaskets*
- *The pressure switches are not included and must be ordered separately.*

Y	Attacchi / *Port Size*	
	flangiatura CETOP	A-B
0	2.1-4-3 (luce ø6)	1/8" BSPP
1	2.1-4-3 (luce ø6)	1/4" BSPP

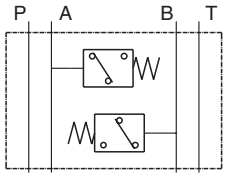

pressione di lavoro max. *max working pressure*	portata max. *max flow*	
250 bar	35 l/min	

MODULO INTERPOSIZIONE CETOP 2143 (luce ø6) CON VALVOLE ANTICAVITAZIONE SU A e B
Modular block with anticavitation valves on "A" and "B" line able to accept CETOP 3 (2143) configuration valves

N135 DENOMINAZIONE VALVOLA *Valve denomination*

CODICE ORDINAZIONE *Ordering code* **G3.861.35.0.0.0.**

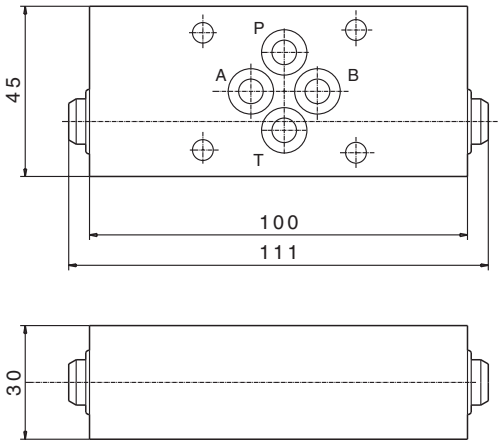

Blocco interposizione CETOP 2143 (luce ø6) con 2 valvole anticavitazione sugli utilizzi A e B
- Ogni blocco viene fornito completo dei 4 OR 108

A Modular block with anticavitation valves on the "A" and "B" lines. The block is able to accept CETOP 3 (2143) electrovalves.
- *Each block includes 2 OR 2056 gaskets*

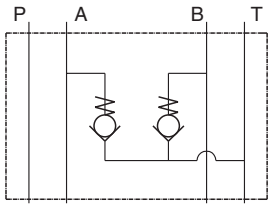

Y	Attacchi / *Port Size*
	flangiatura CETOP
	2.1-4-3 (luce ø6)

pressione di lavoro max. *max working pressure*	portata max. *max flow*	
250 bar	15 l/min	

MODULO INTERPOSIZIONE CETOP 2143 (luce ⌀6) CON VALVOLA DI BILANCIAMENTO, BLOCCO E CONTROLLO DISCESA

DENOMINAZIONE VALVOLA Valve denomination		Codice ordinazione Ordering code
N222	(Semplice effetto)	G3.862.22.X.0.Z.
N223	(Doppio effetto)	G3.862.23.X.0.Z.

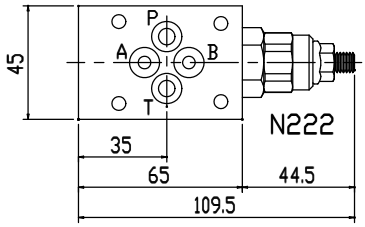

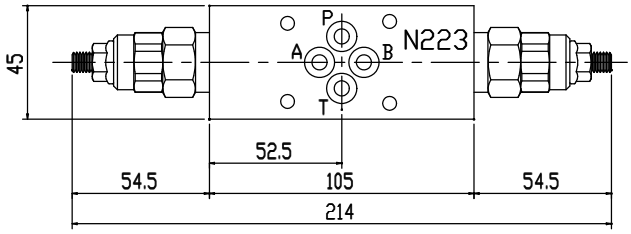

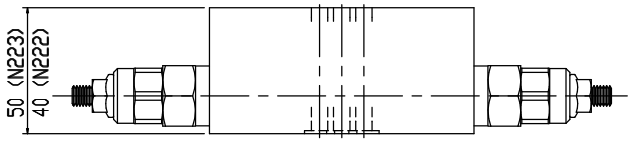

Modulo con valvola di bilanciamento , blocco e controllo discesa VBSN-08AA con configurazione CETOP 2143 (luce ⌀6).
- Filtraggio consigliato : 50 micron o inferiore
- Trafilamento trascurabile
- Ogni blocco viene fornito completo dei 4 OR 108
- Coppia di serraggio: 27-30 Nm

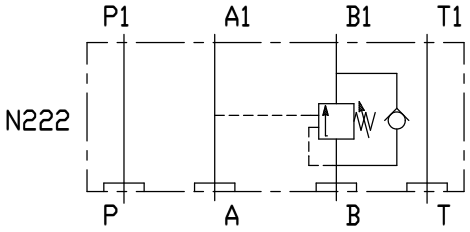

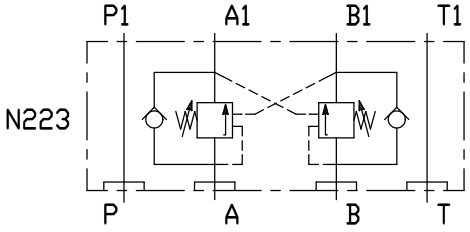

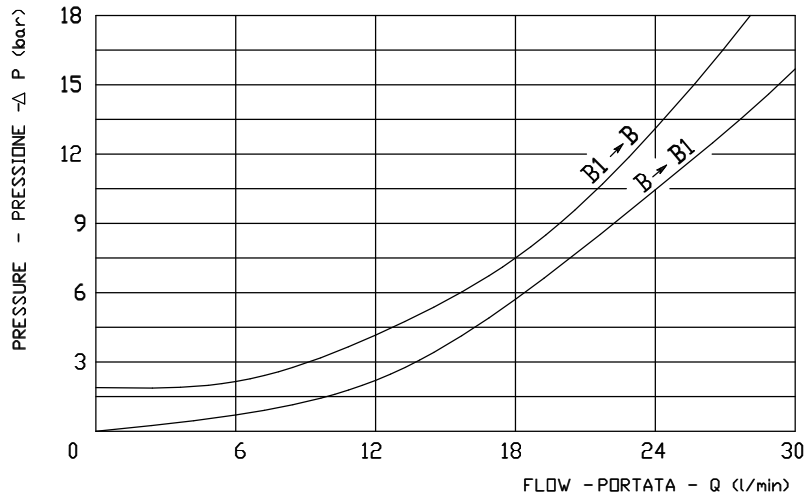

X	RAPPORTO DI PILOTAGGIO PILOT RATIO
0	4 : 1

Taratura della valvola:
almeno 1.3 volte superiore alla pressione indotta dal carico

Z	MOLLE / SPRINGS			
	Campo taratura (bar) Adj. press. range (bar)	Taratura standard (bar) (Q=5 L/min) Std. setting bar (made at 5 l/min)	Codice ordinazione Ordering code	Colore Colour
2	70 - 210	200		Verde Green
3	100 - 350	350		Giallo Yellow
4	200 - 420	400		

	ATTACCHI / PORT SIZE
	flangiatura CETOP
	2.1-4-3 (luce ⌀6)

pressione di lavoro max. max working pressure	portata max. flow max	peso weight
420:1.3 = 320 bar	30 l/min	N222 =0.44Kg N223 =0.74Kg

MODULO INTERPOSIZIONE CETOP 2143 (luce ø6) CON VALVOLA DI BILANCIAMENTO, BLOCCO E CONTROLLO DISCESA VBSO-SEC-CCAP 78

Sandwich block with "VBSO-SEC-CCAP-78" overcenter valves able to accept CETOP 3 (2143) configuration valves

	DENOMINAZIONE VALVOLA *Valve denomination*	CODICE ORDINAZIONE *Ordering code*
N147 (doppio effetto *double acting*)		G3.861.47.0.0.0.
N164 (semplice effetto *single acting*)		G3.861.64.0.0.0.

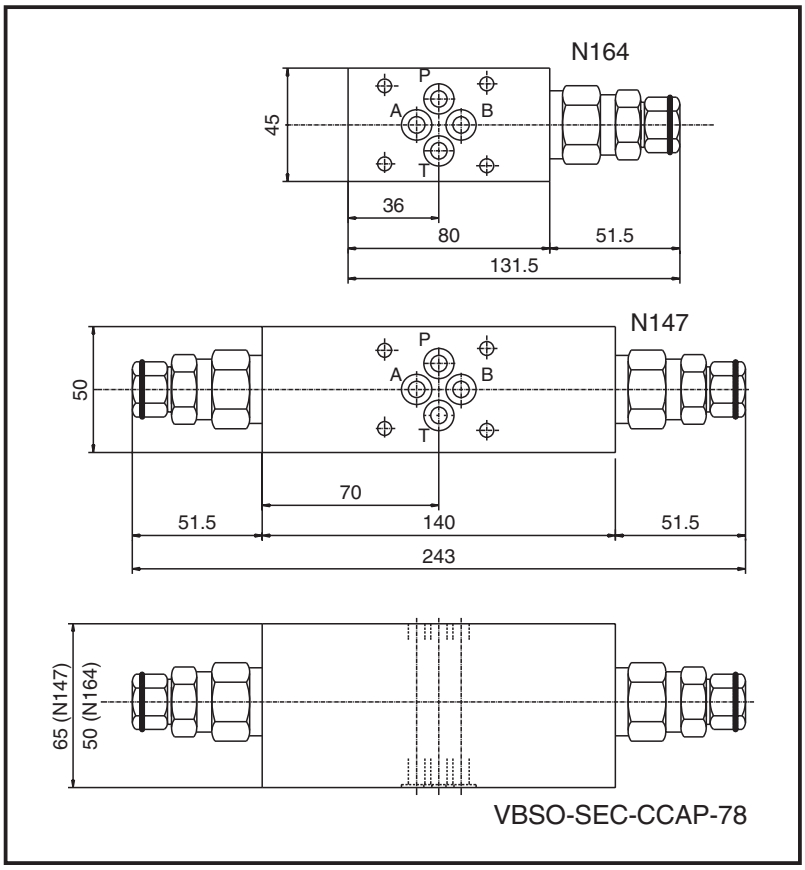

Modulo con valvola di bilanciamento, blocco e controllo discesa VBSO-SEC-CCAP 78 con configurazione CETOP 2143 (luce ø6).
- Filtraggio consigliato: 50 micron o inferiore
- Trafilamento trascurabile
- Ogni blocco viene fornito completo dei 4 OR 108

Sia la sezione di massima che il pilotaggio sono compensati alla contropressione in A1 e B1. È idonea per l'impiego con distributori aventi A e B chiusi in neutro (purchè dotati di valvole antishock),per impianti rigenerativi e ove la contropressione in A1-B1 si oppone allo scarico.

A sandwich block with "VBSO-SEC-CCAP-78" overcenter valve fitted. The block is able to accept CETOP 3 (2143) electrovalves.
- *Each block includes 4 OR 108 gaskets*
- *Suggested filtration: 50 micron nominal or better*
- *Leakage free*

Both the maximum section and the piloting are compensated to the counter-pressure in "A1" and "B1" line.
This block can be used with CETOP 3 electrovalves or distributors with center closed, for regenerative systems, and where the counter-pressure in the "A1" and "B1" line is against the drain.

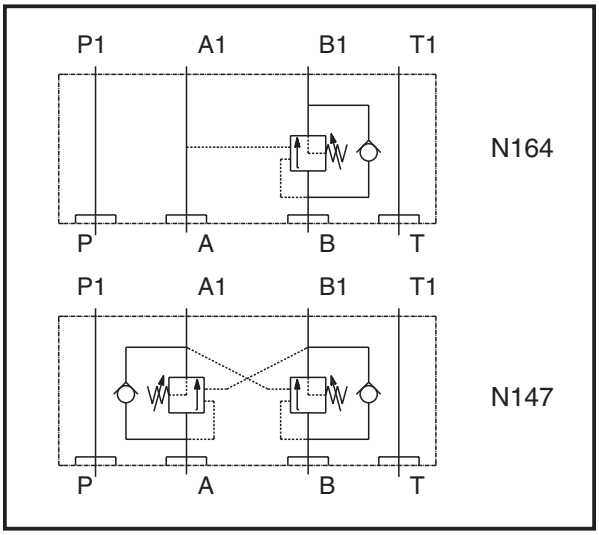

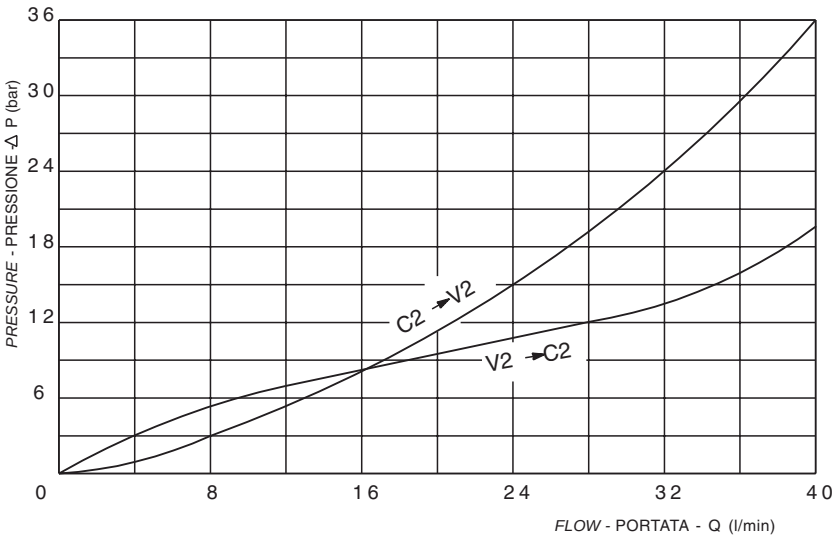

Rapporto di pilotaggio *Pilot ratio*
4 : 1

	Attacchi / *Port Size*
	flangiatura CETOP
	2.1-4-3 (luce ø6)

	Molle / *Springs*		
	Campo taratura (bar) *Adj. press. range (bar)*	Taratura standard (bar) (Q=5 L/min) *Std. setting bar (made at 5 l/min)*	Colore *Colour*
	100 - 350	350	Giallo *Yellow*

pressione di lavoro max. *max working pressure*	portata max. *max flow*	
$\frac{350 \text{ bar}}{1.3}$ = 270 bar	40 l/min	

MODULO POMPA A MANO
Modular hand pump manifold block

N22 DENOMINAZIONE VALVOLA *Valve denomination*

CODICE ORDINAZIONE *Ordering code* **G3.860.21.0.Y.Z.**

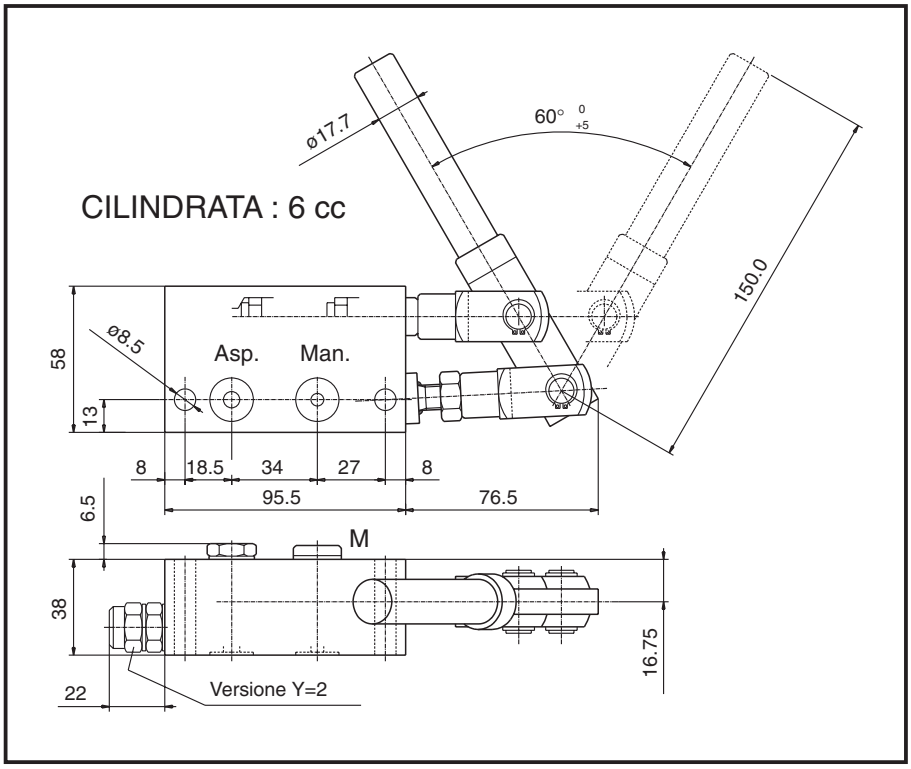

Pompa ad azionamento manuale a semplice effetto di ridotte dimensioni solitamente impiegata come pompa di emergenza.
Può essere fornita o con aspirazione esterna (l'olio viene aspirato dal serbatoio mediante un tubo) o con aspirazione interna (l'olio viene aspirato dal foro T della configurazione modulare standard).
- La versione con aspirazione interna può essere fornita con valvola di massima incorporata.

A Hand pump for single acting cylinders usually used for emergency. This can be supplied with internal suction (the oil will be sucked from the "T" port of the power pack through a tube) or with internal suction complete with relief valve.
- Each block includes 5 OR 2050 gaskets

Y	Varianti di forma *Configurations*
1	Aspirazione interna *Internal suction*
2	Aspirazione interna con valvola di massima *Internal suction with relief valve*

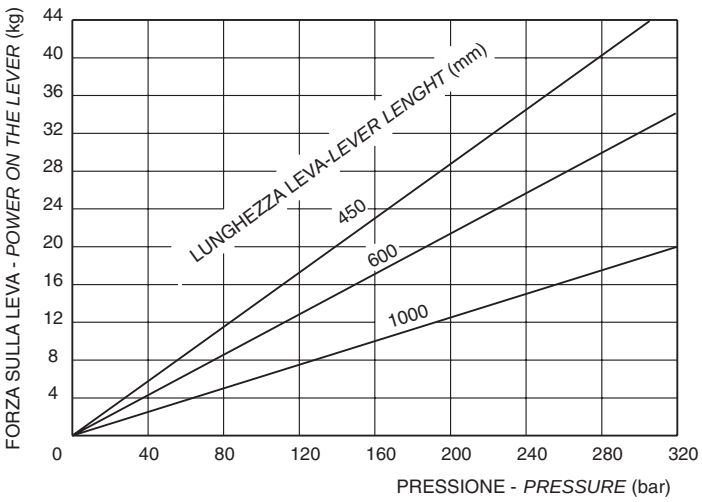

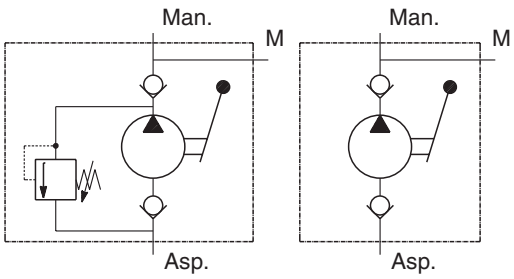

Kit asta leva l = 450 K2.501.33.000
Kit asta leva l = 280 K2.501.S1.058

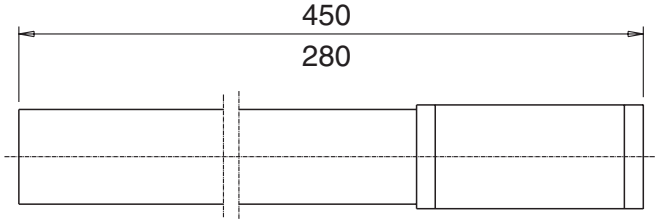

Z	Molle / *Springs*		
	Campo taratura (bar) *Adj. press. range (bar)*	Taratura standard (bar) (Q=5 L/min) *Std. setting bar (made at 5 l/min)*	Colore *Colour*
0	Senza - *Whitout*		
1	5 - 50	30	Nero *Black*
2	30 - 120	80	Blu *Blue*
3	80 - 250	150	Verde *Green*

pressione di lavoro max. *max working pressure*		peso *weight*
350 bar		kg. 1.80

MODULO CON VALVOLA DI MESSA A SCARICO A COMANDO ELETTRICO
Modular block with lowering electric valve

	DENOMINAZIONE VALVOLA *Valve denomination*	CODICE ORDINAZIONE *Ordering code*
V02 (VE1-NC-EM)	**S2-CE**	G3.865.02.A.Y.0.
V04 (VE1-NC-EM+STF)	**S2-CE**	G3.865.04.A.Y.Z.
V05 (VE3-NA)	**S-CE**	G3.865.05.0.Y.0.
V06 (VE3-NA+STF)	**S-CE**	G3.865.06.0.Y.Z.
V10 (VE1-NC-EM)	**S2-CE**	G3.865.10.A.Y.0.
V11 (CEI6-NA)	**S-CE**	G3.865.11.A.Y.0.
V12 (CEI6-NA-EM)	**S-CE**	G3.865.12.0.Y.0.

Coil, must be ordered separately

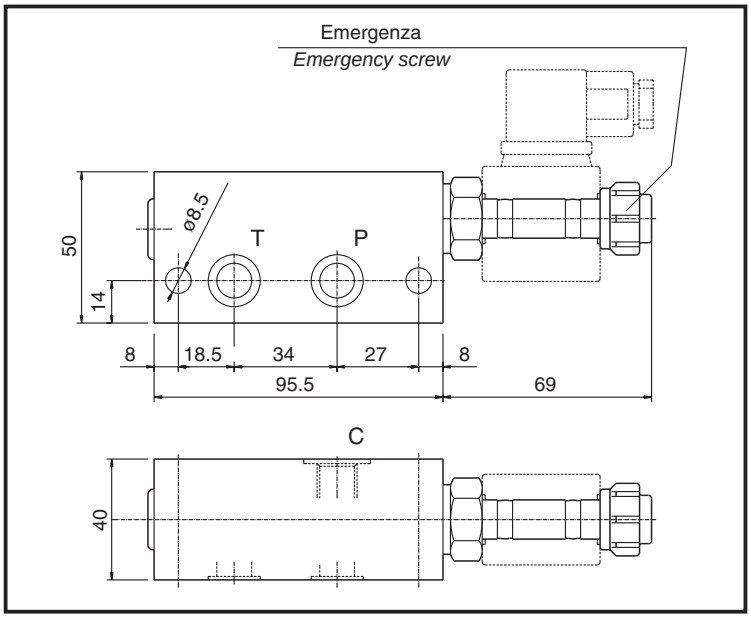

Modulo con cartuccia elettrica unidirezionale che consente la messa a scarico di cilindri semplice effetto.
- Trafilamento nullo
- Filtraggio consigliato: 25 micron o inferiore
- Voltaggio minimo richiesto: 90% della tensione nominale
- Il solenoide è da ordinare separatamente.

A selection of modular blocks fitted with 2/2 poppet electric valve for single acting cylinders.
- *Each block includes 2 OR 2056 gaskets*
- *Suggested filtration: 25 micron nominal or better*
- *Leakage free*
- *Minimum voltage required: 90% of nominal*
- *Coils not included, must be ordered separately*

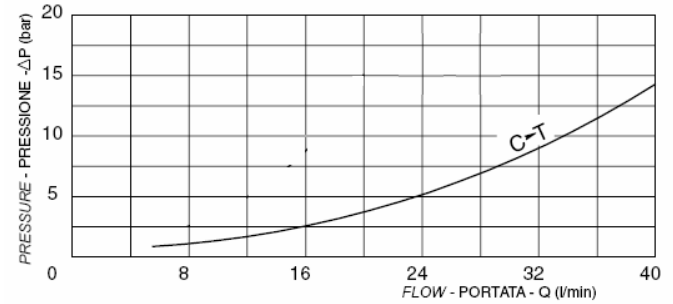

Z	Portata regolata STF14 *STF14 regulated flow*				
Codice *Code*	l/min ±10%	Codice *Code*	l/min ±10%	Codice *Code*	l/min ±10%
A	1	E	5	I	9
B	2	F	6	L	10
C	3	G	7		
D	4	H	8		

	Schema *Symbol*	Funzioni possibili con solenoide: *Operating features with solenoid:*		pressione max. *max pressure* / portata max. *max flow*
		diseccitato *de-energized*	eccitato *energized*	
V02	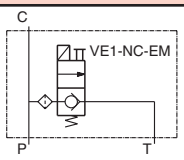	P → C C ◇ T	C → T	300 Bar 30 l/min
V04	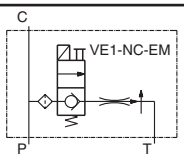	P → C C ◇ T	C → T	300 Bar 30 l/min
V05	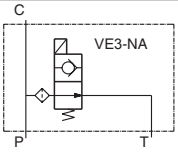	C → T	P → C C ◇ T	250 Bar 30 l/min
V06	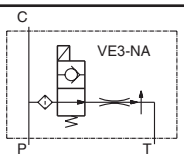	C → T	P → C C ◇ T	250 Bar 30 l/min
V10	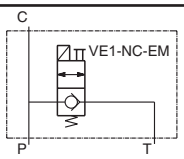	P → C C ◇ T	C → T	300 Bar 40 l/min
V11	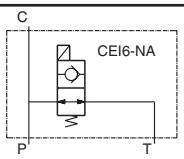	C → T	P → C C ◇ T	300 Bar 40 l/min
V12	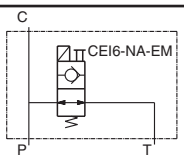	C → T	P → C C ◇ T	300 Bar 40 l/min

Y	Attacchi / *Port Size*
	C
1	1/4" BSPP
2	3/8" BSPP

MODULO CON VALVOLA DI MESSA A SCARICO A COMANDO ELETTRICO
Modular block with lowering electric valve

V191 (VE1-NC-EM) — DENOMINAZIONE VALVOLA *Valve denomination*

CODICE ORDINAZIONE *Ordering code* — G3.866.65.0.Y.Z.

S2-CE Coil, must be ordered separately

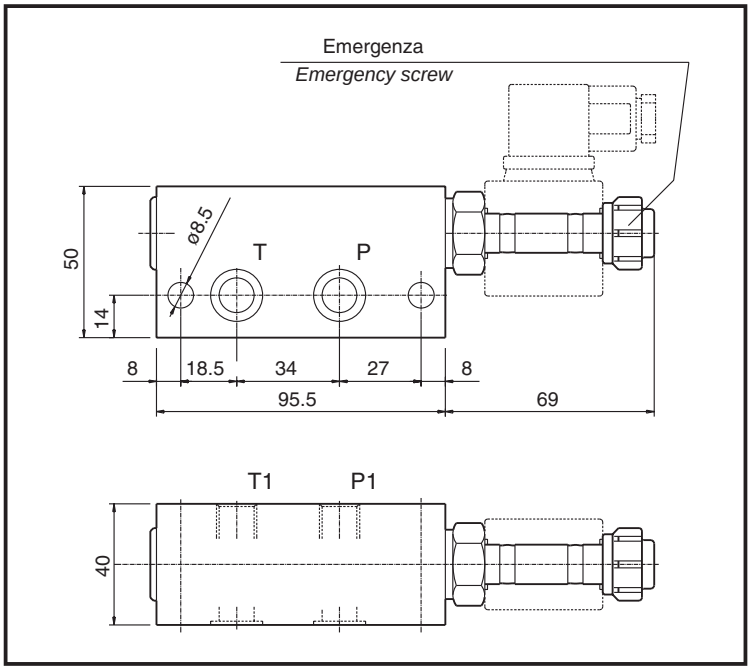

	Schema *Symbol*	Funzioni possibili con solenoide: *Operating features with solenoid:* diseccitato *de-energized*	eccitato *energized*	pressione max. *max pressure* / portata max. *max flow*
V191	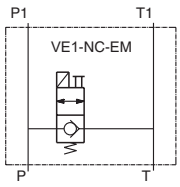	P → P1 P1 ◇ T	P1 → T	300 Bar 40 l/min
V191	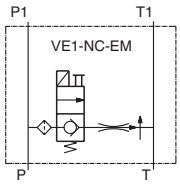	P → P1 P1 ◇ T	P1 → T	300 Bar 40 l/min

Modulo con cartuccia elettrica unidirezionale che consente la messa a scarico di cilindri semplice effetto.
- Trafilamento nullo
- Filtraggio consigliato: 25 micron o inferiore
- Voltaggio minimo richiesto: 90% della tensione nominale
- Il solenoide è da ordinare separatamente.

A modular block fitted with 2/2 poppet electric valve for single acting cylinders.
- *Each block includes 2 OR 2056 gaskets*
- *Suggested filtration: 25 micron nominal or better*
- *Leakage free*
- *Minimum voltage required: 90% of nominal*
- *Coils not included, must be ordered separately*

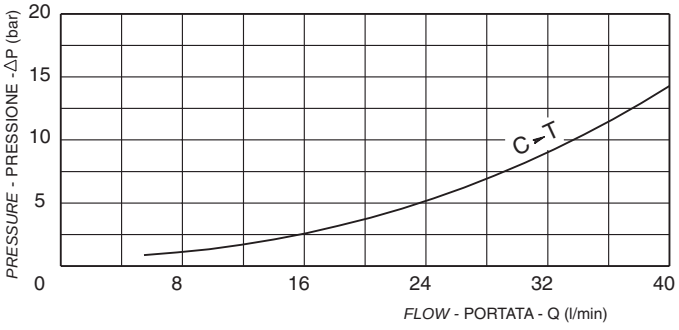

Z	Portata regolata STF38 *STF38 regulated flow*				
Codice *Code*	l/min ±10%	Codice *Code*	l/min ±10%	Codice *Code*	l/min ±10%
0	senza *whithout*	G	7	O	13
B	2	H	8	P	14
C	3	I	9	Q	15
D	4	L	10	R	16
E	5	M	11	T	18
F	6	N	12	Z	20

Y	Attacchi / *Port Size*
	P1 - T1
1	1/4" BSPP

MODULO CON VALVOLA UNIDIREZIONALE E VALVOLA DI MESSA A SCARICO A COMANDO ELETTRICO
Block with lowering electric valve, check valve and compensated flow control throttle valve

V49 (VE1-NC-EM) — DENOMINAZIONE VALVOLA / *Valve denomination*

CODICE ORDINAZIONE / *Ordering code*: **G3.865.49.0.0.Z.**

S2-CE Coil, must be ordered separately

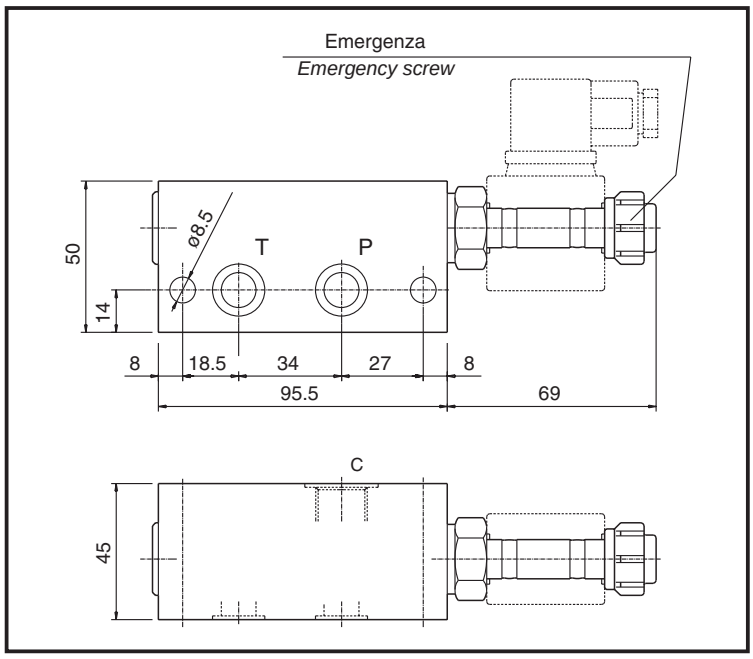

Modulo con cartuccia elettrica unidirezionale e valvola di ritegno con otturatore a sfera che consente la messa a scarico di cilindri tuffanti o a semplice effetto, la messa a scarico come by-pass in un circuito oleodinamico ed altre funzioni.
- Trafilamento nullo
- Filtraggio consigliato: 25 micron o inferiore
- Voltaggio minimo richiesto: 90% della tensione nominale
- Sigillatura completa della parte meccanica contro l'azione degli agenti atmosferici
- Il solenoide è da ordinare separatamente.
- Blocco fornito completo di 2 OR 2056

A block with 2/2 poppet electric valve, check valve, and compensated flow control throttle valve for single acting cylinders.
- *Each block includes 2 OR 2056 gaskets*
- *Suggested filtration: 25 micron nominal or better*
- *Leakage free*
- *Minimum voltage required: 90% of nominal*
- *Coils not included, must be ordered separately*

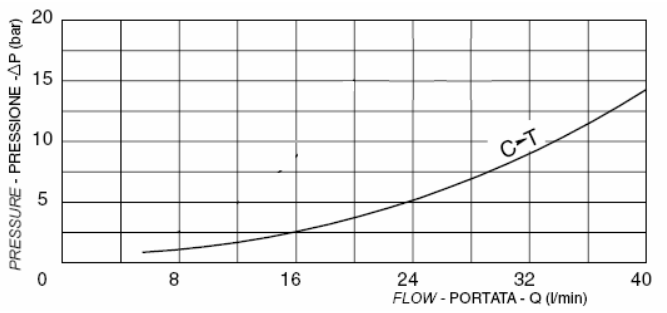

	Schema *Symbol*	Funzioni possibili con solenoide: *Operating features with solenoid:*	
		diseccitato *de-energized*	eccitato *energized*
V49	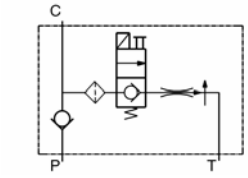	P → C C ◇ T	C → T

Z	Portata regolata STF14 *STF14 regulated flow*				
Codice *Code*	l/min ±10%	Codice *Code*	l/min ±10%	Codice *Code*	l/min ±10%
0	senza/*without*	D	4	H	8
A	1	E	5	I	9
B	2	F	6	L	10
C	3	G	7		

	Attacchi / *Port Size*
	C
	3/8" BSPP

pressione di lavoro max. *max working pressure*	portata max. *max flow*	
300 bar	20 l/min	

MODULO PER AZIONAMENTO CILINDRO SEMPLICE EFFETTO A COMANDO ELETTRICO

Modular block with two lowering electric valves, check valves, and compensated flow control throttle valves (available upon request)

	DENOMINAZIONE VALVOLA *Valve denomination*		CODICE ORDINAZIONE *Ordering code*
V07 (VE1-NC-VU)		**S2-CE**	G3.865.07.0.Y.0.
V08 (VE1-NC-VU)		**S2-CE**	G3.865.08.0.Y.0.
V30 (VE1-NC-VU)		**S2-CE**	G3.865.30.0.Y.Z.
V31 (VE1-NC-VU)	Coil, must be ordered separately	**S2-CE**	G3.865.31.0.Y.Z.

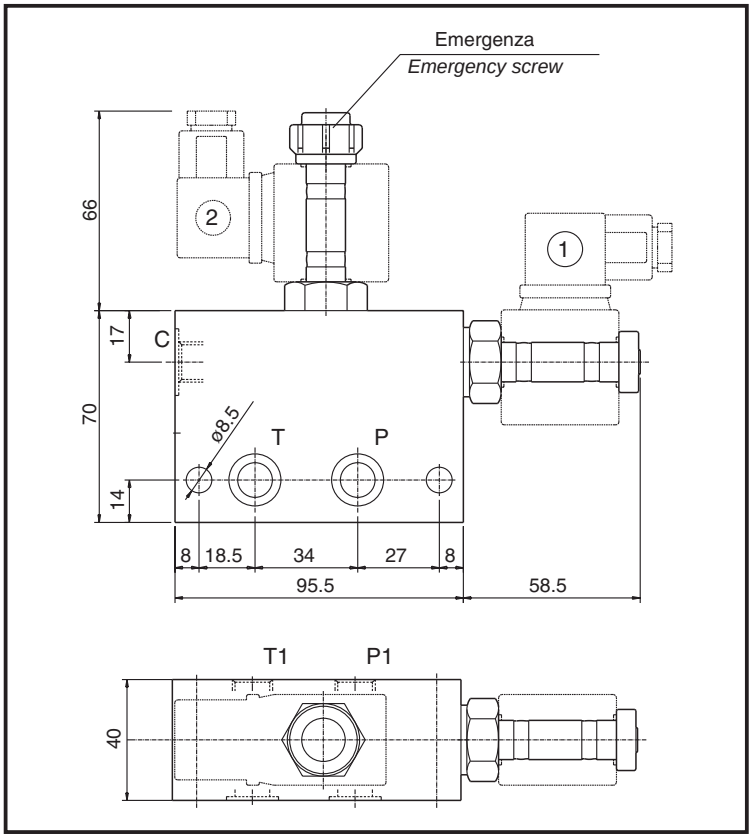

Modulo per l'azionamento di cilindri semplice effetto in parallelo oppure di un cilindro doppio effetto in rigenerativo.
- Trafilamento virtualmente nullo
- Filtraggio consigliato: 25 micron o inferiore
- Voltaggio minimo richiesto: 90% tensione nominale
- Il solenoide è da ordinare separatamente
- Blocco fornito completo di 2 OR 2056

A selection of modular blocks to operate a single acting cylinder in a parallel circuit or a double acting cylinder in regenerative.
- *Each block includes 2 OR 2056 gaskets*
- *Suggested filtration: 25 micron nominal or better*
- *Leakage free*
- *Minimum voltage required: 90% of nominal*
- *Coils not included, must be ordered separately*

	Schema *Symbol*	Funzioni possibili con solenoide: *Operating features with solenoid:*	
V07	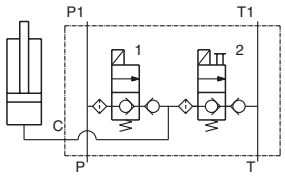	1 - eccitato *energized* 2 - diseccitato *de-energized* P → C	2 - eccitato *energized* 1 - diseccitato *de-energized* C → T
V08	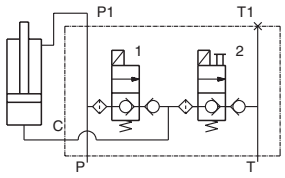	1 - eccitato *energized* 2 - diseccitato *de-energized* P → C P → P1	2 - eccitato *energized* 1 - diseccitato *de-energized* C → T P → P1
V30	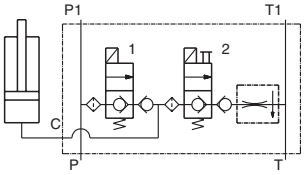	1 - eccitato *energized* 2 - diseccitato *de-energized* P → C	2 - eccitato *energized* 1 - diseccitato *de-energized* C → T
V31	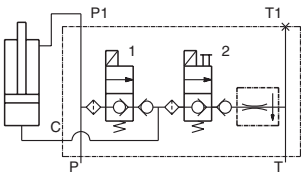	1 - eccitato *energized* 2 - diseccitato *de-energized* P → C P → P1	2 - eccitato *energized* 1 - diseccitato *de-energized* C → T P → P1

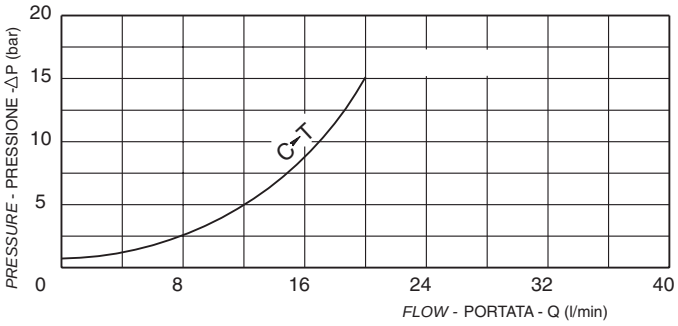

Z	Portata regolata STF14 *STF14 regulated flow*					
Codice *Code*	l/min ±10%	Codice *Code*	l/min ±10%	Codice *Code*	l/min ±10%
A	1	E	5	I	9
B	2	F	6	L	10
C	3	G	7		
D	4	H	8		

Y	Attacchi / *Port Size*	
	C	P1 - T1
1	1/4" BSPP	1/4" BSPP
2	3/8" BSPP	1/4" BSPP

pressione di lavoro max. *max working pressure*	portata max. *max flow*	
300 bar	30 l/min	

MODULO PER AZIONAMENTO CILINDRO SEMPLICE EFFETTO A COMANDO ELETTRICO CON VM15 SU C

Modular block with two lowering electric valves, relief valves, and compensated flow control throttle valve (available upon request)

V34 (VE1-NC-VU) — DENOMINAZIONE VALVOLA *Valve denomination*

CODICE ORDINAZIONE *Ordering code* **G3.865.34.X.Y.Z.**

S2-CE Coil, must be ordered separately

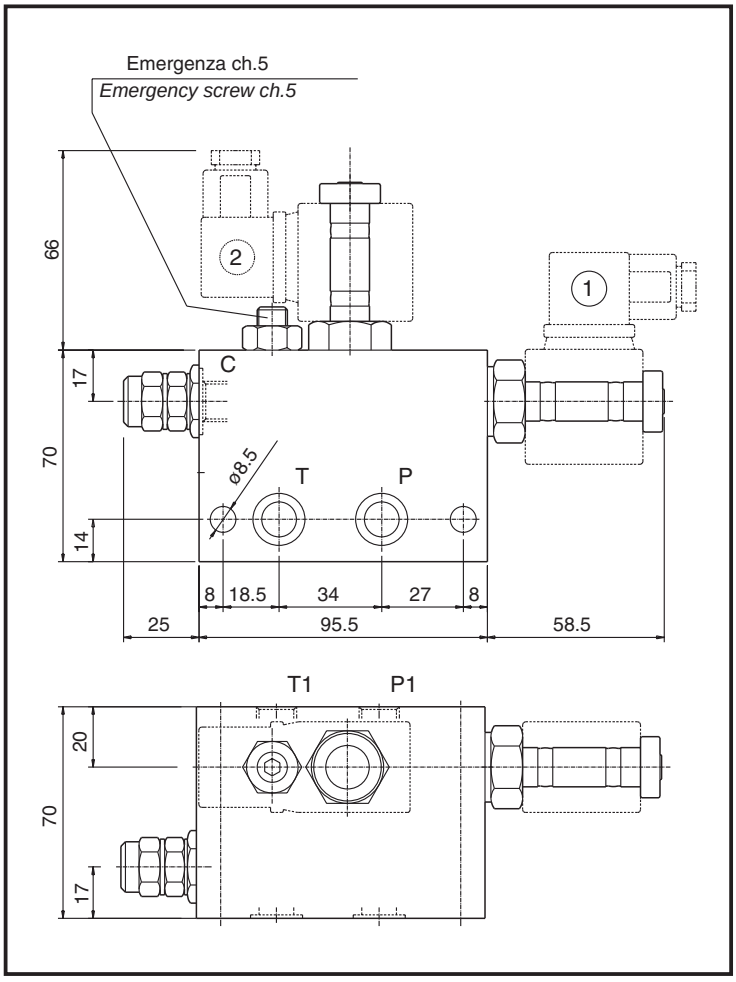

Modulo per l'azionamento di cilindri semplice effetto in parallelo oppure di un cilindro doppio effetto in rigenerativo.
- Trafilamento virtualmente nullo
- Filtraggio consigliato: 25 micron o inferiore
- Voltaggio minimo richiesto: 90% tensione nominale
- Il solenoide è da ordinare separatamente
- Blocco fornito completo di 2 OR 2056

A modular block to operate a single acting cylinder in a parellel ciucuit or a double acting cylinder in regenerative.
- Each block includes 2 OR 2056 gaskets
- Suggested filtration: 25 micron nominal or better
- Leakage free
- Minimum voltage required: 90% of nominal
Coils not included, must be ordered separately

	Schema *Symbol*	Funzioni possibili con solenoide: *Operating features with solenoid:*	
		1 - eccitato *energized* / 2 - diseccitato *de-energized*	2 - eccitato *energized* / 1 - diseccitato *de-energized*
V34	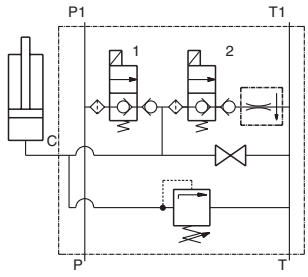	P → C	C → T

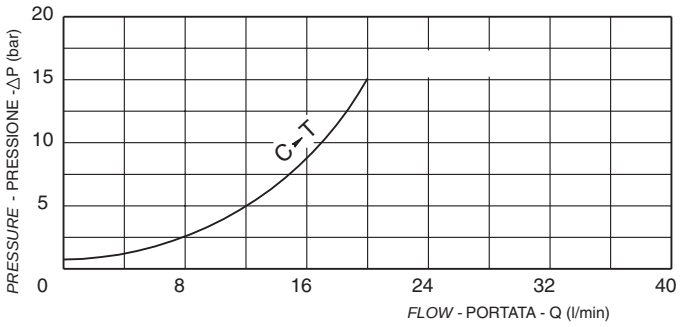

Z	Molle / *Springs*		
	Campo taratura (bar) *Adj. press. range (bar)*	Taratura standard (bar) (Q=5 L/min) *Std. setting bar (made at 5 l/min)*	Colore *Colour*
1	5 - 50	30	Nero *Black*
2	30 - 120	80	Blu *Blue*
3	80 - 250	150	Verde *Green*

X	Attacchi / *Port Size*	
	C	P1 - T1
A	1/4" BSPP	1/4" BSPP

Y	Portata regolata STF14 *STF14 regulated flow*				
Codice *Code*	l/min ±10%	Codice *Code*	l/min ±10%	Codice *Code*	l/min ±10%
0	senza/*without*	D	4	H	8
A	1	E	5	I	9
B	2	F	6	L	10
C	3	G	7		

pressione di lavoro max. *max working pressure*	portata max. *max flow*	
300 bar	20 l/min	

MODULO CON VALVOLA DI MESSA A SCARICO A COMANDO ELETTRICO
Block with lowering electric valve and compensated throttle valve (available upon request)

	DENOMINAZIONE VALVOLA *Valve denomination*	CODICE ORDINAZIONE *Ordering code*
V13 (VE1-NC-EM)	**S2-CE**	G3.865.13.0.Y.0.
V15 (VE1-NC-EM)	**S2-CE**	G3.865.15.0.Y.Z.
V28 (VE3-NA)	**S-CE**	G3.865.28.0.Y.0.
V29 (VE3-NA)	**S-CE**	G3.865.29.0.Y.Z.

Coil, must be ordered separately

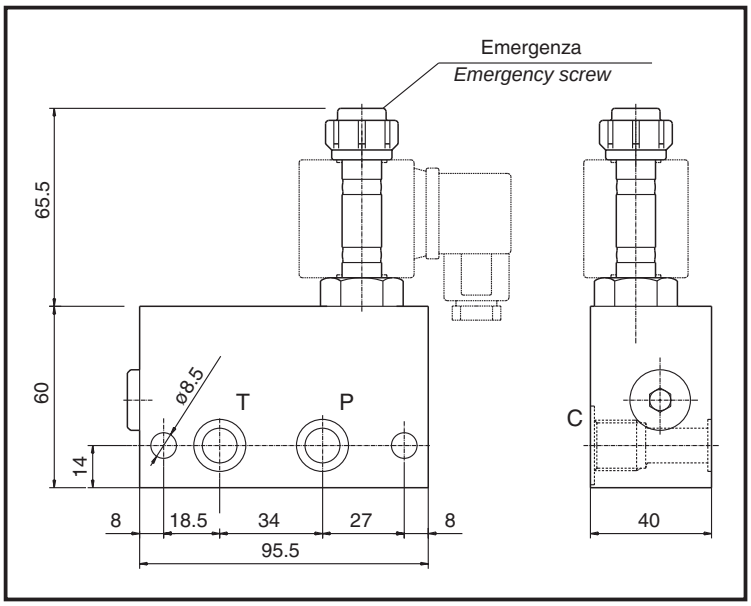

Modulo con cartuccia elettrica unidirezionale da montarsi in linea che consente la messa a scarico di cilindri tuffanti o a semplice effetto, la messa a scarico come by-pass in un circuito oleodinamico ed altre funzioni.
- Vite emergenza incorporata
- Trafilamento nullo
- Filtraggio consigliato: 25 micron o inferiore
- Voltaggio minimo richiesto: 90% della tensione nominale
- Sigillatura completa della parte meccanica contro l'azione degli agenti atmosferici
- Il solenoide è da ordinare separatamente
- Blocco fornito completo di 2 OR 2056

A selection of blocks with 2/2 poppet electric valve for single acting cylinders.
- *Each block includes 2 OR 2056 gaskets*
- *Suggested filtration: 25 micron nominal or better*
- *Leakage free*
- *Minimum voltage required: 90% of nominal*
- *Coils not included, must be ordered separately*

Y	Attacchi / *Port Size*
	C
1	1/4" BSPP
2	3/8" BSPP

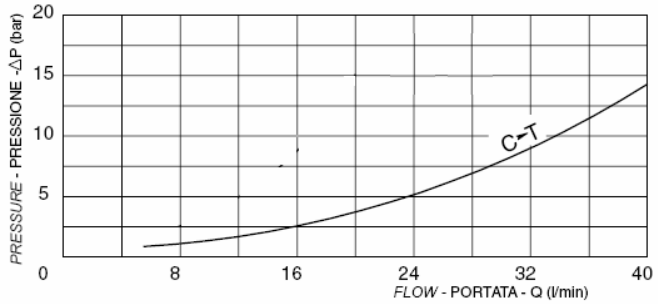

Z	Portata regolata STF14 *STF14 regulated flow*					
Codice *Code*	l/min ±10%	Codice *Code*	l/min ±10%	Codice *Code*	l/min ±10%
A	1	E	5	I	9
B	2	F	6	L	10
C	3	G	7		
D	4	H	8		

	Schema *Symbol*	Funzioni possibili con solenoide: *Operating features with solenoid:*	
		diseccitato *de-energized*	eccitato *energized*
V13	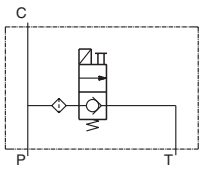	P → C C ◇ T	C → T
V15	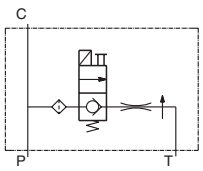	P → C C ◇ T	C → T
V28	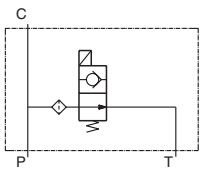	C → T	P → C C ◇ T
V29	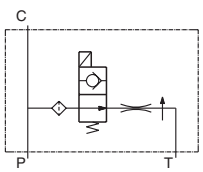	C → T	P → C C ◇ T

pressione di lavoro max. *max working pressure*	portata max. *max flow*	peso *weight*
300 bar (schemi V13-V15) 250 bar (schemi V28-V29)	30 l/min	kg. 0.86

MODULO CON VALVOLA BIDIREZIONALE INDIRETTA A COMANDO ELETTRICO
Modular block with bi-directional lowering electric valve (WISTON Bridge)

	DENOMINAZIONE VALVOLA *Valve denomination*	CODICE ORDINAZIONE *Ordering code*
V24 (VE1-NC-EM)	**S2-CE**	G3.865.24.A.Y.0.
V25 (VE1-NC-EM)	**S2-CE**	G3.865.25.A.Y.Z.
V32 (CEI6-NA)	**S-CE**	G3.865.32.A.Y.0.
V33 (CEI6-NA)	**S-CE**	G3.865.33.A.Y.Z.

Coil, must be ordered separately

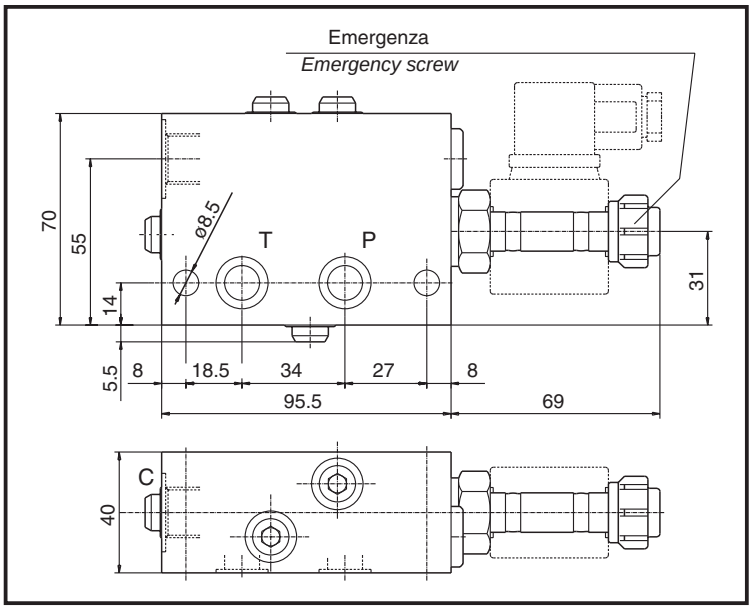

Y	Attacchi / *Port Size*
	C
2	3/8" BSPP

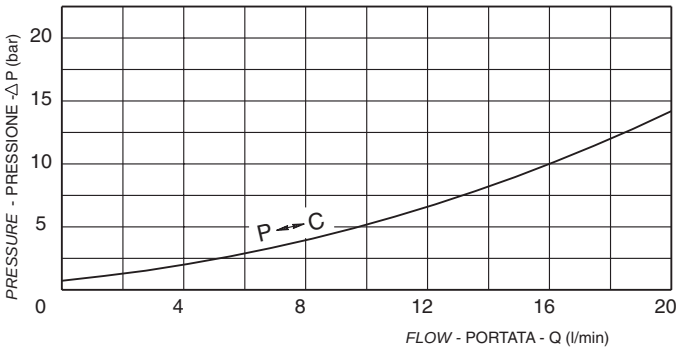

Z	Portata regolata STF14 *STF14 regulated flow*					
Codice *Code*	l/min ±10%	Codice *Code*	l/min ±10%	Codice *Code*	l/min ±10%
A	1	E	5	I	9
B	2	F	6	L	10
C	3	G	7		
D	4	H	8		

pressione di lavoro max. *max working pressure*	portata max. *max flow*
300 bar	20 l/min

Modulo con cartuccia elettrica che con il circuito realizzato consente il passaggio del flusso nelle 2 direzioni e la perfetta tenuta sia da P che da C.
-

- Trafilamento nullo
- Filtraggio consigliato: 25 micron o inferiore
- Voltaggio minimo richiesto: 90% della tensione nominale
- Sigillatura completa della parte meccanica contro l'azione degli agenti atmosferici
- Il solenoide è da ordinare separatamente
- Blocco fornito completo di 2 OR 2056

A selection of modular blocks with bi-directional lowering electric valve that allows the flow in both direction and the perfect seal in "P" and "C" line.
- *Each block includes 2 OR 2056 gaskets*
-

- *Suggested filtration: 25 micron nominal or better*
- *Leakage free*
- *Minimum voltage required: 90% of nominal*
- *Coils not included, must be ordered separately*

	Schema *Symbol*	Funzioni possibili con solenoide: *Operating features with solenoid:*	
		diseccitato *de-energized*	eccitato *energized*
V24	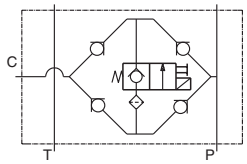	P ◇ C C ◇ P	P → C C → P
V25	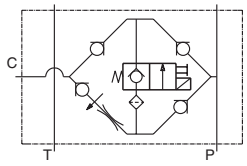	P ◇ C C ◇ P	P → C C → P
V32	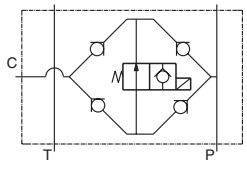	P → C C → P	P ◇ C C ◇ P
V33	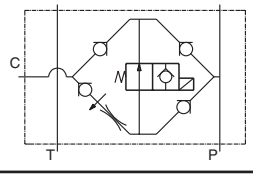	P → C C → P	P ◇ C C ◇ P

MODULO CON VALVOLA DIRETTA A 3 VIE A CARTUCCIA A COMANDO ELETTRICO CON OTTURATORE CONICO
Modular block with three way poppet electric valve

	DENOMINAZIONE VALVOLA *Valve denomination*		CODICE ORDINAZIONE *Ordering code*
V26 (V3D-DT)		**S4-CEI**	G3.865.26.B.Y.0
V64 (V3D-DT)		**S4-CEI**	G3.865.65.A.Y.0
V99 (V3D-DT)	Coil, must be ordered separately	**S4-CEI**	G3.865.99.A.Y.0

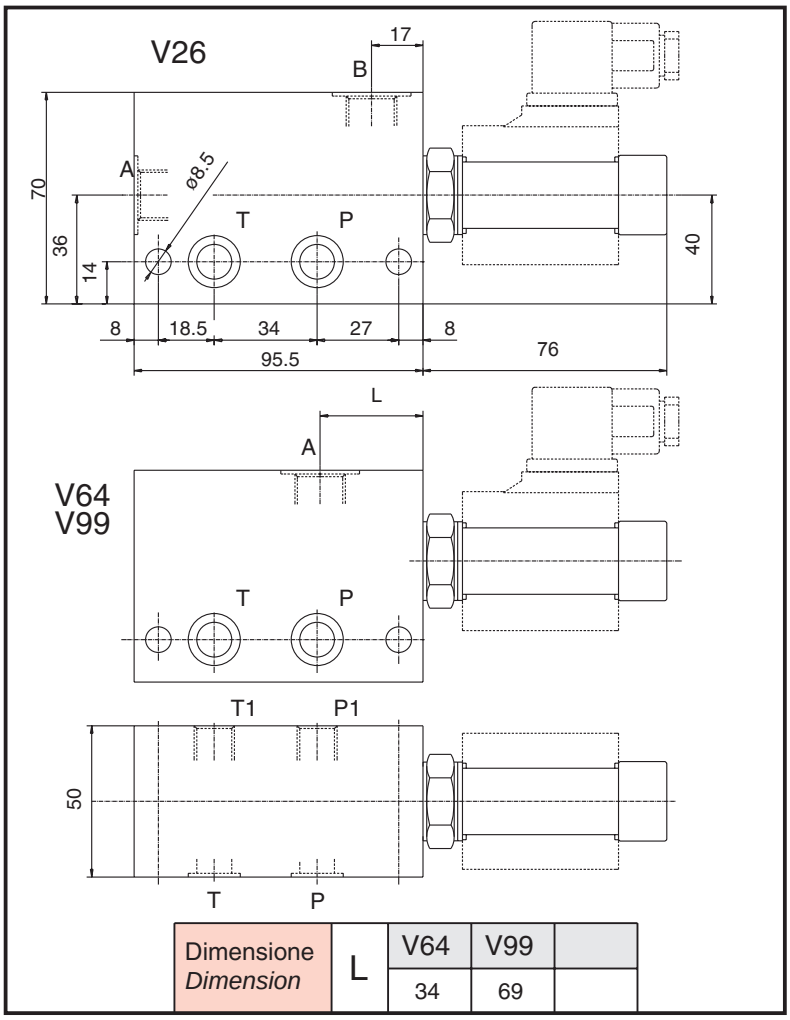

Dimensione *Dimension*	L	V64	V99	
		34	69	

Moduli con valvola elettrica a 3 vie diretta con otturatore conico a tenuta.
- Pulsante emergenza incorporato
- Trafilamento nullo
- Filtraggio consigliato: 25 micron o inferiore
- Voltaggio minimo richiesto: 90% della tensione nominale
- Il solenoide è da ordinare separatamente.
- Blocco fornito completo di 2 OR 2056

A selection of modular blocks with three way poppet electric valve
- *Each block includes 2 OR 2056 gaskets*
- *Emergency push type included in the valve*
- *Suggested filtration: 25 micron nominal or better*
- *Leakage free*
- *Minimum voltage required: 90% of nominal*
- *Coils not included, must be ordered separately*

	Schema *Symbol*	Funzioni possibili con solenoide: *Operating features with solenoid:* diseccitato *de-energized*	eccitato *energized*
V26	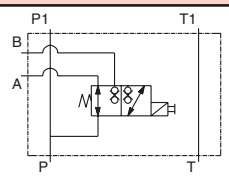	P ↔ A B ◇	P ↔ B A ◇
V64	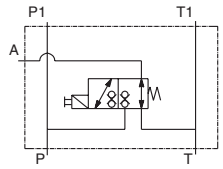	P ◇ A ↔ T	T ◇ P ↔ A
V99	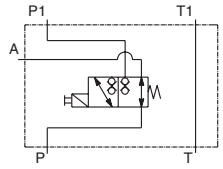	P ↔ A P1 ◇	P ↔ P1 A ◇

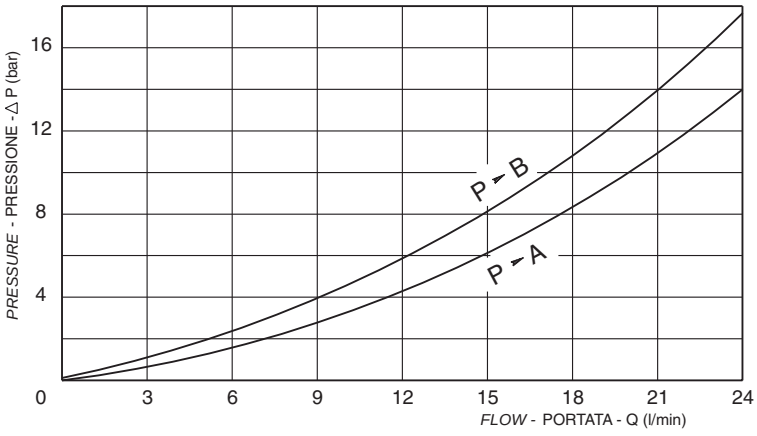

pressione di lavoro max. *max working pressure*	portata max. *max flow*
250 bar	20 l/min

Y	Attacchi / *Port Size*	
	A-B	P1-T1
2	3/8" BSPP	1/4" BSPP

• MODULO CON VALVOLA VE1-NC E VALVOLA VE3-NA • MODULO CON VALVOLA CEI6-NC E VALVOLA CEI6-NA • MODULO CON VALVOLA CE3-DT E VALVOLA VE3-NA

• Modular block with VE1-NC and VE3-NA lowering electric valve • Modular block with CEI-6-NC and CEI-6-NA lowering electric valve • Modular block with CE3-DT and VE3-NA lowering electric valve

	DENOMINAZIONE VALVOLA *Valve denomination*		CODICE ORDINAZIONE *Ordering code*
V27 (VE1-NC+VE3-NA)		S2-CE+S-CE	G3.865.27.0.Y.0
V76 (CEI6-NC+CEI6-NA)		S-CE	G3.865.77.0.Y.0
V74 (CE3-DT+VE3-NA)	Coil, must be ordered separately	S-CE	G3.865.75.0.Y.0

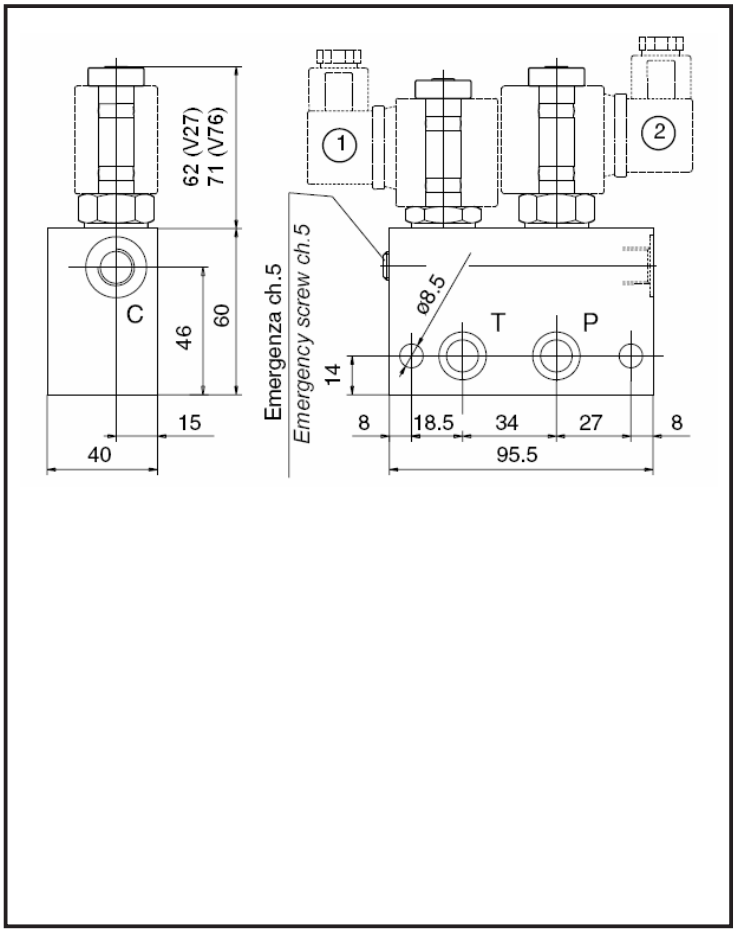

Trattasi di elementi modulari per il comando di cilindri a semplice effetto con libera circolazione dell'olio a valvole diseccitate.
Il modulo V74 e consigliato quando il cilindro richiede una bassa pressione di funzionamento.
- Vite emergenza incorporata
- Trafilamento nullo
- Filtraggio consigliato: 25 micron o inferiore
- Voltaggio minimo richiesto: 90% della tensione nominale
- Sigillatura completa della parte meccanica contro l'azione degli agenti atmosferici
- Il solenoide è da ordinare sepa ratamente
- Blocco fornito completo di 2 OR 2056

Modular blocks to operate single acting cylinders with free oil circulation when all the valves are de-energised. The "V74" block is for cylinder requiring low working pressure.
- *Each block includes 2 OR 2056 gaskets*
- *Emergency screw included in the block*
- *Suggested filtration: 25 micron nominal or better*
- *Leakage free*
- *Minimum voltage required: 90% of nominal*
- *Coils not included, must be ordered separately*

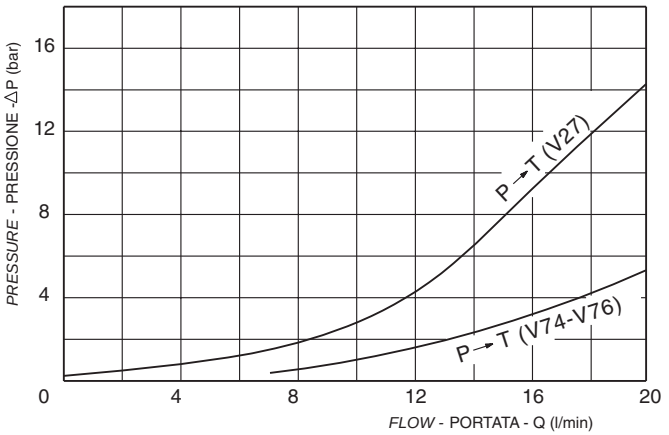

Y	Attacchi / *Port Size*
	C
1	1/4" BSPP
2	3/8" BSPP

	Schema *Symbol*	Funzioni possibili con solenoide: *Operating features with solenoid:* diseccitato *de-energized*	eccitato *energized*
V27	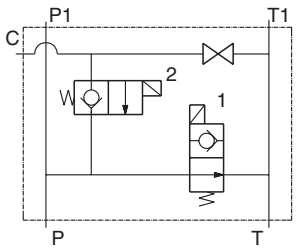	P→T	1 - eccitato *energized* 2 - diseccitato *de-energized* P→C 2 - eccitato *energized* 1 - diseccitato *de-energized* C→T
V76	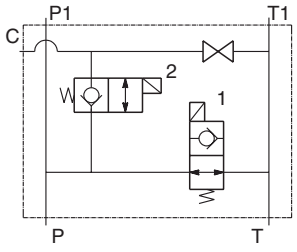	P→T	1 - eccitato *energized* 2 - diseccitato *de-energized* P→C 2 - eccitato *energized* 1 - diseccitato *de-energized* C→T
V74	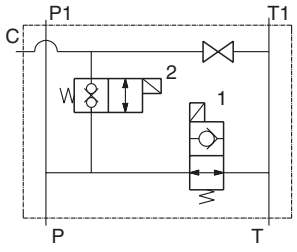	P→T	1 - eccitato *energized* 2 - diseccitato *de-energized* P→C 2 - eccitato *energized* 1 - diseccitato *de-energized* C→T

pressione di lavoro max. *max working pressure*	portata max. *max flow*	peso *weight*
V27 = 250 bar **V74** = 210 bar **V76** = 300 bar	**V27** = 30 l/min • **V74** = 15 l/min **V76** = 40 l/min	**V27** = kg. 1.12 **V74 - V76** = kg. 1.26

MODULO CON VALVOLA 4 VIE 2 POSIZIONI A CASSETTO A COMANDO ELETTRICO
Modular block with four way two position electric valve. Spool type

V39	DENOMINAZIONE VALVOLA *Valve denomination*	**S-CE**	CODICE ORDINAZIONE *Ordering code*	G3.865.40.A.Y.0.
V40		**S-CE**		G3.865.41.B.Y.0.
V47	Coil, must be ordered separately	**S-CE**		G3.865.47.A.Y.0.

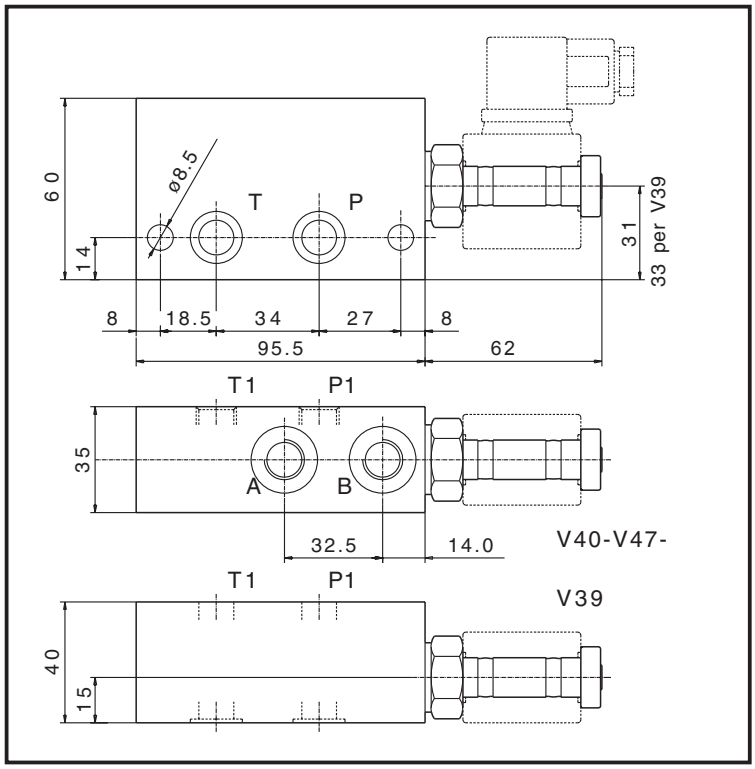

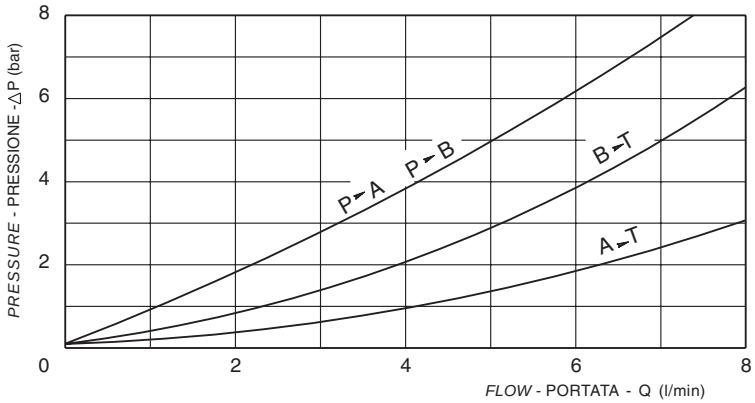

Trattasi di elementi modulari con valvole 4 vie 2 posizioni a cassetto per il comando di cilindri di piccole dimensioni a doppio effetto.
- Trafilamento: alcune gocce al minuto
- Filtraggio consigliato: 25 micron o inferiore
- Voltaggio minimo richiesto: 90% della tensione nominale
- Sigillatura completa della parte meccanica contro l'azione degli agenti atmosferici
- Il solenoide è da ordinare separatamente
- Blocco fornito completo di 2 OR 2056

A selection of modular blocks with 4/2 spool type electric valve for small double acting cylinders.
- *Each block includes 2 OR 2056 gaskets*
- *Emergency screw included in the block*
- *Suggested filtration: 25 micron nominal or better*
- *Leakage: few drop in a minute*
- *Minimum voltage required: 90% of nominal*
- *Coils not included, must be ordered separately*

	Schema *Symbol*	Funzioni possibili con solenoide: *Operating features with solenoid:*	
		diseccitato *de-energized*	eccitato *energized*
V39	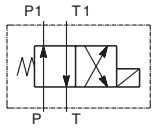	P → P1 T1 → T	P → T1 P1 → T
V47	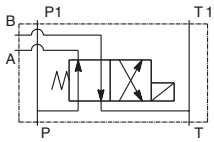	P → A B → T	P → B A → T
V40	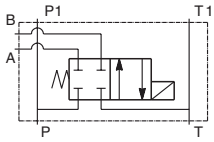	P A B T ∞ P A B T	P → A B → T

Y	Attacchi / *Port Size*	
	A - B	P1 - T1
1	1/4" BSPP	1/4" BSPP Ø11.5 (V39)

pressione di lavoro max. *max working pressure*	portata max. *max flow*	peso *weight*
210 bar	8 l/min	**V40 - V47 - V50** = kg. 0.73 **V39** = kg. 0.80

MODULO CON VALVOLA 4 VIE 3 POSIZIONI A CASSETTO A COMANDO ELETTRICO
Modular block with four way three position electric valve. Spool type

	DENOMINAZIONE VALVOLA *Valve denomination*		CODICE ORDINAZIONE *Ordering code*
V61		**S-CE**	G3.865.62.0.Y.0
V62		**S-CE**	G3.865.63.0.Y.0
V89	Coil, must be ordered separately	**S-CE**	G3.865.90.0.Y.0

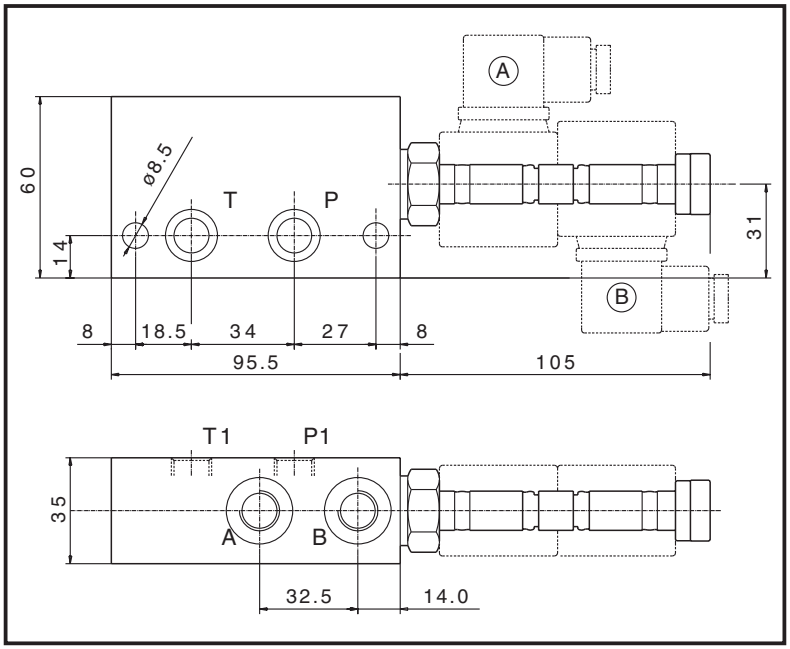

Trattasi di elementi modulari con valvole 4 vie 3 posizioni a cassetto per il comando di cilindri di piccole dimensioni a doppio effetto.
- Trafilamento: alcune gocce al minuto
- Filtraggio consigliato: 25 micron o inferiore 90% della tensione nominale
- Sigillatura completa della parte meccanica contro l'azione degli agenti atmosferici
- Il solenoide è da ordinare separatamente.
- Blocco fornito completo di 2 OR 2056

A selection of modular blocks with 4/3 spool type electric valve for small double acting cylinders.
- *Each block includes 2 OR 2056 gaskets*
- *Emergency screw included in the block*
- *Suggested filtration: 25 micron nominal or better*
- *Leakage: few drop in a minute*
- *Minimum voltage required: 90% of nominal*
- *Coils not included, must be ordered separately*

	Schema *Symbol*	Funzioni possibili con solenoide: *Operating features with solenoid:*		
		(A) eccitato *energized*	diseccitato *de-energized*	(B) eccitato *energized*
V61	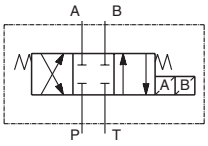	P → B A → T	P P A A B B T T	P → A B → T
V62	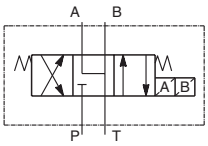	P → B A → T	A → T B P	P → A B → T
V89	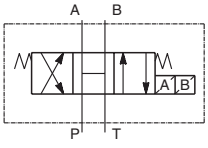	P → B A → T	P P A A B B T T	P → A B → T

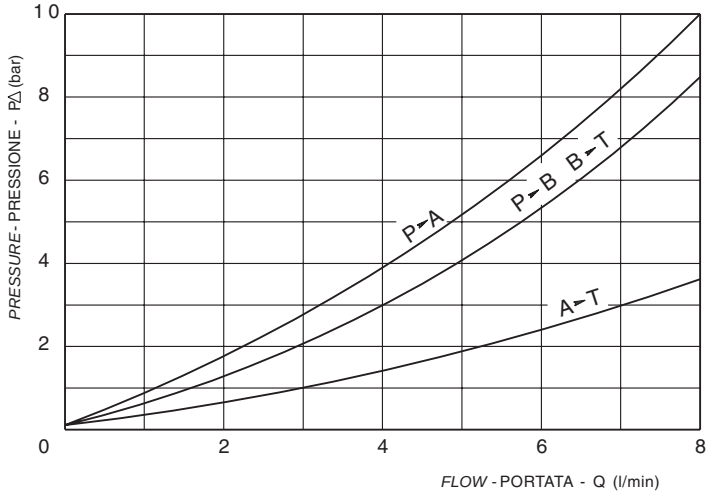

Y	Attacchi / *Port Size*	
	A - B	P1 - T1
1	1/4" BSPP	1/4" BSPP

pressione di lavoro max. *max working pressure*	portata max. *max flow*	peso *weight*
210 bar	8 l/min	kg. 0.95

MODULO CON VALVOLA ELETTRICA 4 VIE 3 POSIZIONI E RITEGNI PILOTATI A SFERA SU UTILIZZI A e B
Modular block with four way three position electric valve and P.O. check valves on "A" and "B" line

	DENOMINAZIONE VALVOLA *Valve denomination*		CODICE ORDINAZIONE *Ordering code*
V55		**S-CE**	G3.865.91.X.Y.0.
V55/A	Coil, must be ordered separately	**S-CE**	G3.865.91.X.Y.A.

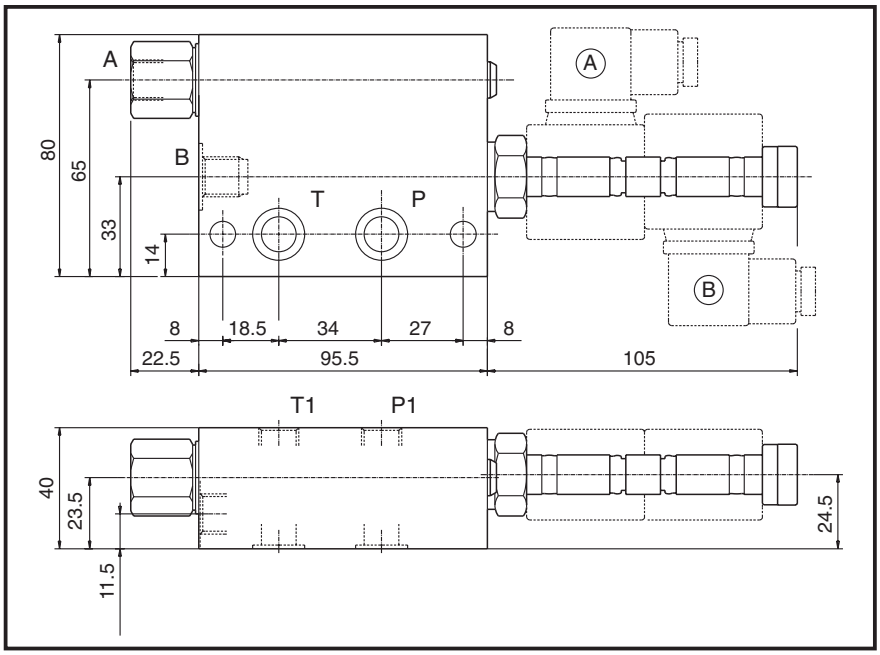

Elemento modulare con valvola elettrica 4 vie 3 posizioni a cassetto e ritegno pilotato doppio sugli utilizzi per il comando di piccoli cilindri a doppio effetto.
- Trafilamento ritegni: nullo
- Filtraggio consigliato: 25 micron o inferiore
- Voltaggio minimo richiesto: 90% della tensione nominale
- Il solenoide è da ordinare separatamente
- Blocco fornito completo di 2 OR 2056

A modular block with 4/3 spool type electric valve and P.O. check valves on "A" and "B" line. For small double acting cylinders.
- *Each block includes 2 OR 2056 gaskets*
- *Emergency screw included in the block*
- *Suggested filtration: 25 micron nominal or better*
- *Minimal tolerance leakage only*
- *Minimum voltage required: 90% of nominal*
- *Coils not included, must be ordered separately*

	Rapporto di pilotaggio *Pilot ratio*
	4 : 1

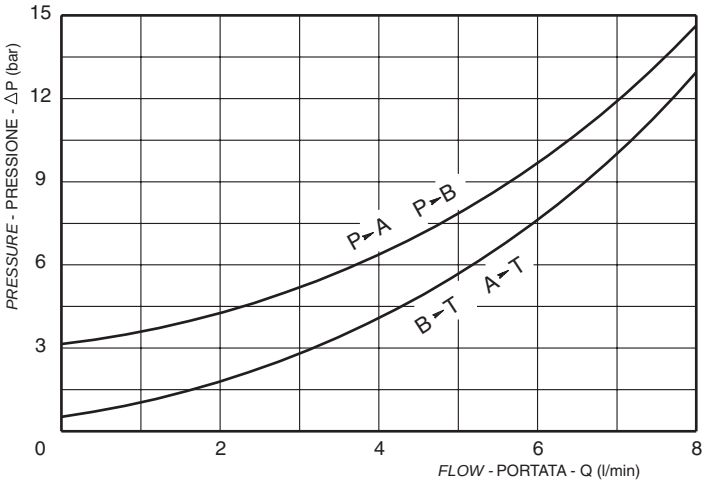

	Schema *Symbol*	Funzioni possibili con solenoide: *Operating features with solenoid:*		
		Ⓐ eccitato *energized*	diseccitato *de-energized*	Ⓑ eccitato *energized*
V55	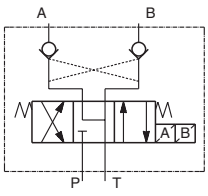	P → B A → T	A → T B P ◇	P → A B → T
V55/A	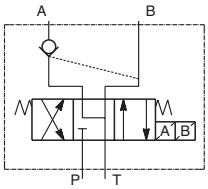	P → B A → T	A → T B P ◇	P → A B → T

X	Guarnizione sul pistone di pilotaggio *O-ring on pilot piston*
A	Senza guarnizione / *no O-ring*
B	Con guarnizione / *with O-ring*

Y	Attacchi / *Port Size*	
	A - B	P1 - T1
1	1/4" BSPP	1/4" BSPP

	Molle / *Springs*
	Inizio apertura (bar) / *Cracking pressure (bar)*
	3

pressione di lavoro max. *max working pressure*	portata max. *max flow*	
210 bar	8 l/min	

MODULO CON VALVOLA DI MESSA A SCARICO CEI10 A COMANDO ELETTRICO
Block with "CEI-10" lowering electric valve

	DENOMINAZIONE VALVOLA *Valve denomination*		CODICE ORDINAZIONE *Ordering code*
V52 (con CEI10 - NC)		**S-CE**	G3.865.51.0.2.0
V73 (con CEI10 - NA)		**S-CE**	G3.865.74.0.2.0
V79 (con CEI10 - NC)		**S-CE**	G3.865.80.0.0.0
V90 (con CEI10 - NA)	Coil, must be ordered separately	**S-CE**	G3.865.57.0.0.0

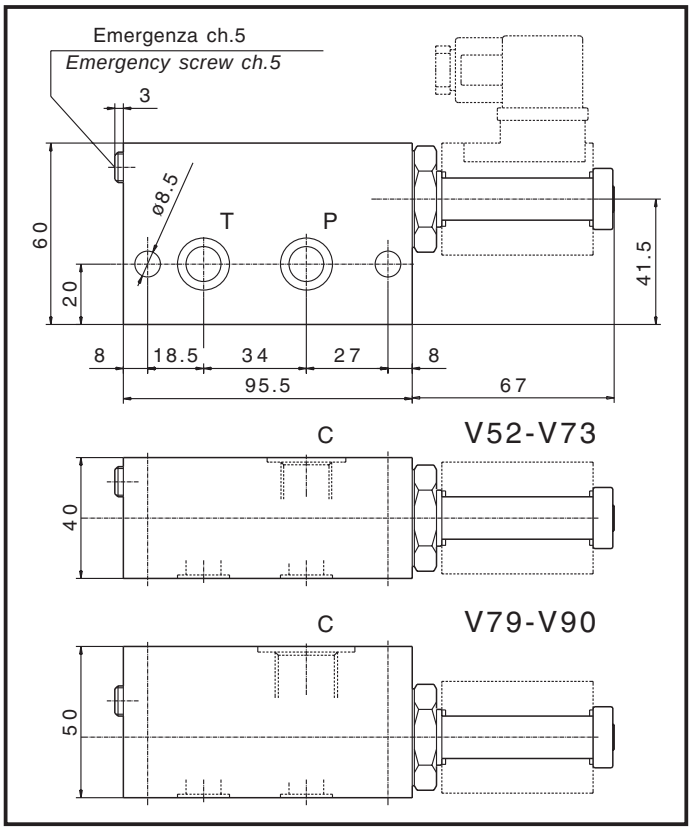

Modulo con cartuccia elettrica unidirezionale da montarsi in linea che consente la messa a scarico di cilindri tuffanti o a semplice effetto, la messa a scarico come by-pass in un circuito oleodinamico ed altre funzioni.
- Vite emergenza incorporata
- Trafilamento nullo
- Filtraggio consigliato: 25 micron o inferiore
- Voltaggio minimo richiesto: 90% della tensione nominale
- Sigillatura completa della parte meccanica contro l'azione degli agenti atmosferici
- Il solenoide è da ordinare separatamente.
- Blocco fornito completo di 2 OR 2056

A selection of modular blocks with 2/2 poppet electric valve for single acting cylinders.
- *Each block includes 2 OR 2056 gaskets*
- *Emergency screw included in the block*
- *Suggested filtration: 25 micron nominal or better*
- *Leakage free*
- *Minimum voltage required: 90% of nominal*
- *Coils not included, must be ordered separately*

	Schema *Symbol*	Funzioni possibili con solenoide: *Operating features with solenoid:* diseccitato *de-energized*	eccitato *energized*
V52 V79	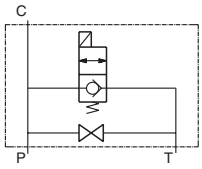	P → C C ◇ T	C → T
V73 V90	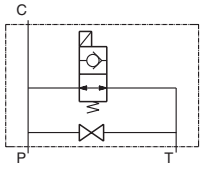	C → T	P → C C ◇ T

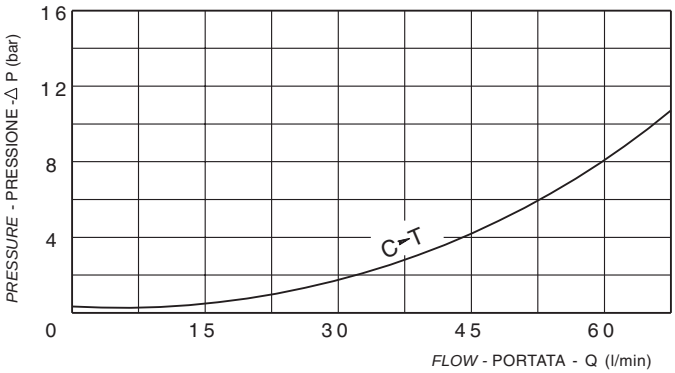

	Attacchi / *Port Size*
	C
V52	3/8" BSPP
V73	3/8" BSPP
V79	1/2" BSPP
V90	1/2" BSPP

pressione di lavoro max. *max working pressure*	portata max. *max flow*	peso *weight*
300 bar	60 l/min	kg. 0.96

MODULO CON VALVOLA CE3-DT A DOPPIA TENUTA / Modular block with CE3-DT

	DENOMINAZIONE VALVOLA *Valve denomination*		CODICE ORDINAZIONE *Ordering code*
V106 (CE3-DT)		**S-CE**	G3.866.06.020
V115 (CE3-DT-EM)	Coil, must be ordered separately	**S-CE**	15.865.00.023

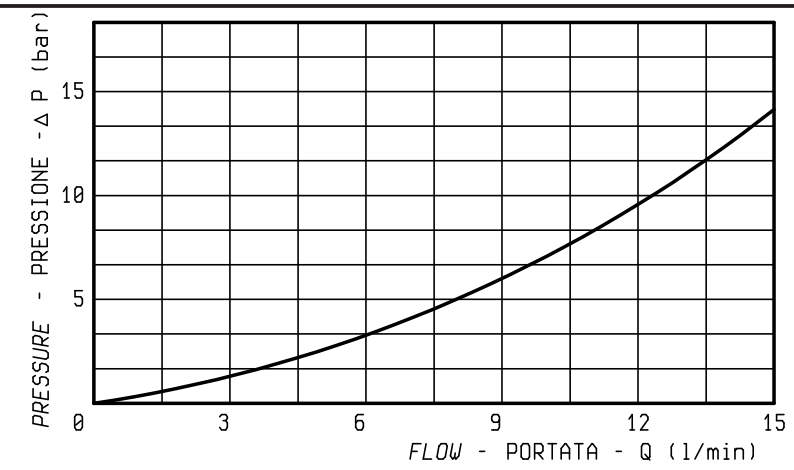

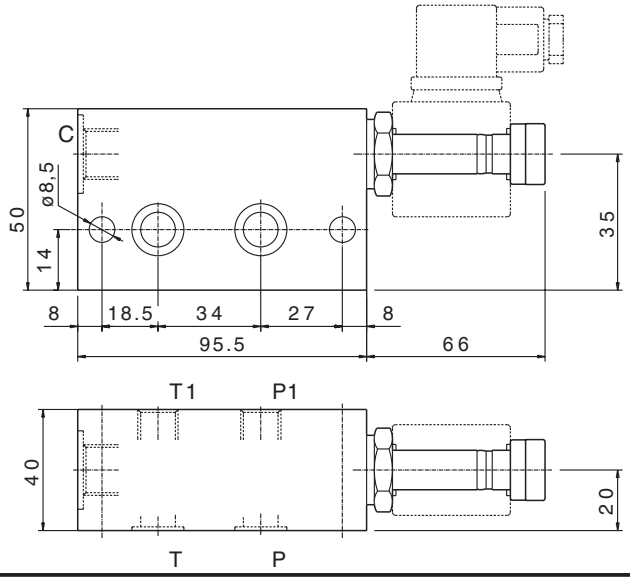

Trattasi di elementi modulari con valvola a doppia tenuta.
- Trafilamento nullo
- Filtraggio consigliato: 25 micron o inferiore
- Voltaggio minimo richiesto: 90% della tensione nominale
- Sigillatura completa della parte meccanica contro l'azione degli agenti atmosferici
- Il solenoide è da ordinare separatamente.
- Blocco fornito completo di 2 OR 2056

A selection of modular blocks with double locking lowering electric valve.
- *Each block includes 2 OR 2056 gaskets*
- *Suggested filtration: 25 micron nominal or better*
- *Leakage free*
- *Minimum voltage required: 90% of nominal*
- *Coils not included, must be ordered separately*

	Schema *Symbol*	Funzioni possibili con solenoide: *Operating features with solenoid:* diseccitato *de-energized*	eccitato *energized*
V106	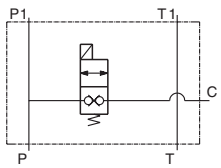	P ◇ C C ◇ P	P → C C → P
V115	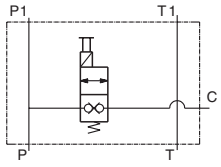	P ◇ C C ◇ P	P → C C → P

	Attacchi / *Port Size*
	C
	3/8" BSPP

pressione di lavoro max. *max working pressure*	portata max. *max flow*
210 bar	**V106-V115** = 15 l/min

MODULO CON DUE VALVOLE CE3-DT A DOPPIA TENUTA / *Modular block with two CE3-DT*

	DENOMINAZIONE VALVOLA *Valve denomination*		CODICE ORDINAZIONE *Ordering code*
V220 (CE3-DT)		**S-CE**	G3.868.20.000
V248 (CE3-DT)	Coil, must be ordered separately	**S-CE**	15.865.00.A16

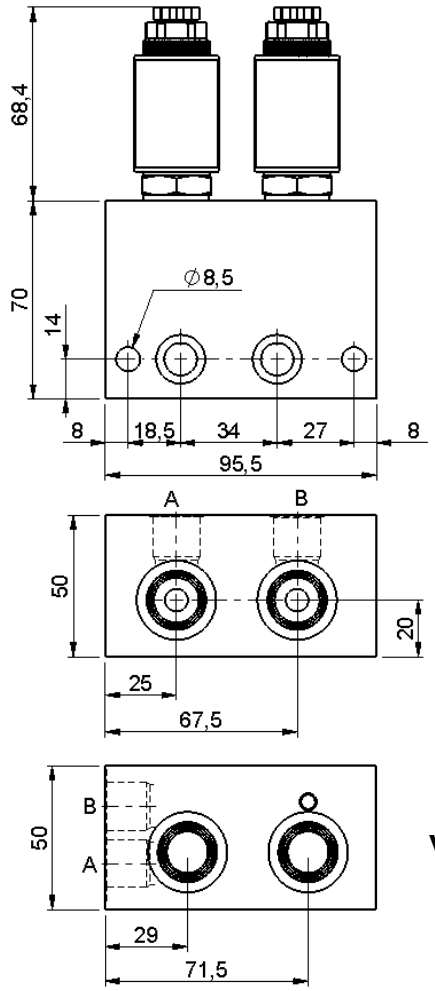

V220

V248

Trattasi di elementi modulari con valvola a doppia tenuta.
- Trafilamento nullo
- Filtraggio consigliato: 25 micron o inferiore
- Voltaggio minimo richiesto: 90% della tensione nominale
- Sigillatura completa della parte meccanica contro l'azione degli agenti atmosferici
- Il solenoide è da ordinare separatamente.
- Blocco fornito completo di 2 OR 2056

A selection of modular blocks with double locking lowering electric valve.
- *Each block includes 2 OR 2056 gaskets*
- *Suggested filtration: 25 micron nominal or better*
- *Leakage free*
- *Minimum voltage required: 90% of nominal*
- *Coils not included, must be ordered separately*

	Schema *Symbol*	Funzioni possibili con solenoide: *Operating features with solenoid:*	
		diseccitato *de-energized*	eccitato *energized*
V220	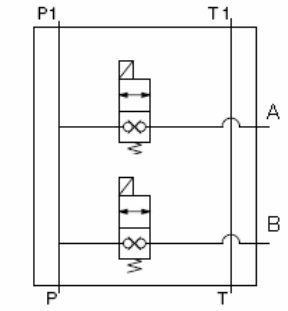	P ◇ AB AB ◇ P	P → AB AB → P
V248		P ◇ AB AB ◇ P	P → AB AB → P

	Attacchi / *Port Size*
	A - B
	3/8" BSPP

pressione di lavoro max. *max working pressure*	portata max. *max flow*
210 bar	15 l/min

MODULO INTERPOSIZIONE CETOP 2143 (luce Ø6) CON VALVOLA INDIRETTA A 2 VIE A COMANDO ELETTRICO
Sandwich block with lowering electric valve to accept CETOP 3 (2143) configuration

	DENOMINAZIONE VALVOLA *Valve denomination*		CODICE ORDINAZIONE *Ordering code*
V92 (A → T)		S2-CE (X=A) S-CE (X=B)	G3.865.92.X.0.0
V93 (B → T)		S2-CE (X=A) S-CE (X=B)	G3.865.93.X.0.0
V94 (P → T)	Coil, must be ordered separately	S2-CE (X=A) S-CE (X=B)	G3.865.94.X.0.0

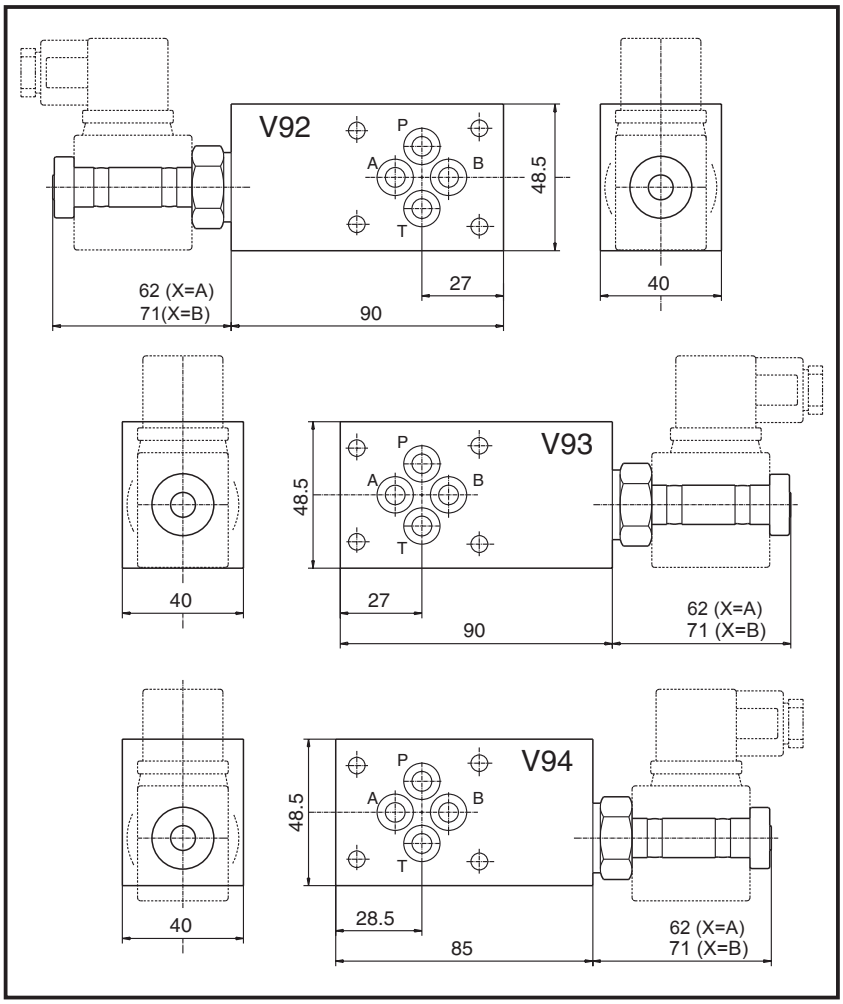

Moduli interposizione CETOP 2143 (luce ø6) per montaggio su pacchi di elettrovalvole con valvola elettrica 2 vie.
- Trafilamento: nullo
- Filtraggio consigliato: 25 micron o inferiore
- Voltaggio minimo richiesto: 90% della tensione nominale
- Sigillatura completa della par te meccanica contro l'azione degli agenti atmosferici
- Gli schemi B vengono forniti di serie con valvola CEI6-NA
- Il solenoide è da ordinare separatamente.
- Blocco completo di 4 OR 108

A selection of sandwich blocks with lowering electric valve to accept CETOP 3 (2143) electrovalves.
- *Each block includes 4 OR 108 gaskets*
- *Suggested filtration: 25 micron nominal or better*
- *Leakage free*
- *Minimum voltage required: 90% of nominal*
- *The "B" symbol are supplied with "CEI-6-NA" valve*
- *Coils not included, must be ordered separately*

	X	Schema *Symbol*	Funzioni possibili con solenoide: *Operating features with solenoid:*	
			diseccitato *de-energized*	eccitato *energized*
V92	A	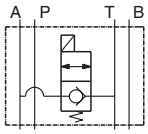	A ◇ T T → A	A → T T → A
	B	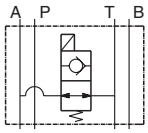	A → T T → A	A ◇ T T → A
V93	A	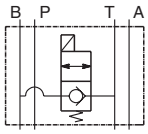	B ◇ T T → B	B → T T → B
	B	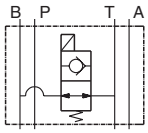	B → T T → B	B ◇ T T → B
V94	A	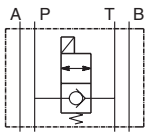	P ◇ T T → P	P → T T → P
	B	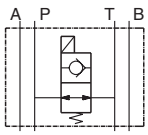	P → T T → P	P ◇ T T → P

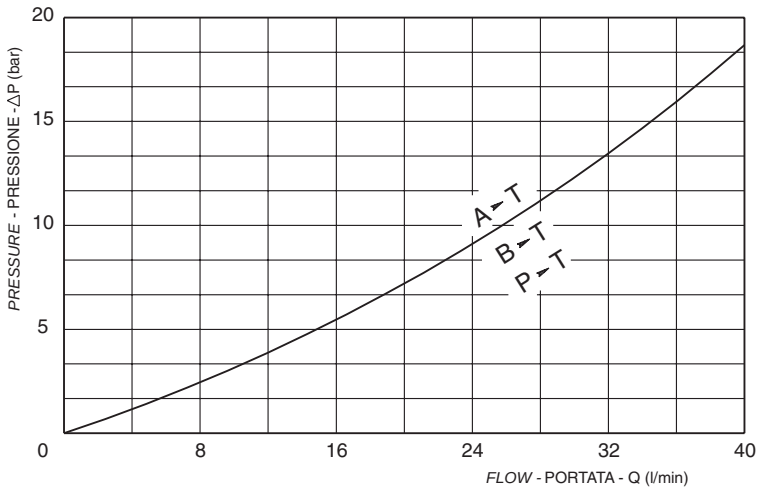

Attacchi / *Port Size*
flangiatura CETOP
2.1 - 4 - 3 (luce Ø6)

pressione di lavoro max. *max working pressure*	portata max. *max flow*
300 bar	40 l/min

MODULO INTERPOSIZIONE CETOP 2143 (luce ø6) CON VALVOLA 2 VIE E STROZZATORE SU T (rapido-lento)

Sandwich block with lowering electric valve and adjustable flow control valve on "T" line able to accept CETOP 3 (2143) configuration valves. (fast – slow descent)

V95	DENOMINAZIONE VALVOLA *Valve denomination*	**S2-CE**	Coil, must be ordered separately	CODICE ORDINAZIONE *Ordering code*	G3.865.95.A.0.0

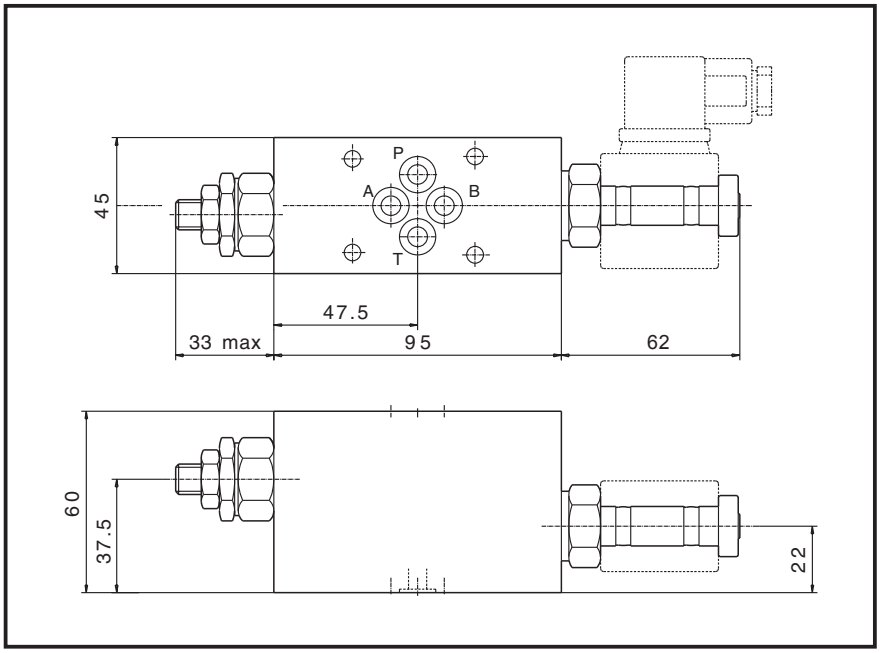

Modulo interposizione CETOP 2143 (luce ø6) per montaggio su pacchi di elettrovalvole con valvola elettrica 2 vie e strozzatore ST6 sul condotto di scarico per scegliere la velocita di discesa rapida o la velocita controllata.
- Trafilamento: nullo
- Filtraggio consigliato: 25 micron o inferiore
- Voltaggio minimo richiesto: 90% della tensione nominale
- Sigillatura completa della parte meccanica contro l'azione degli agenti atmosferici
- Il solenoide è da ordinare separatamente
- Blocco completo dei 4 OR 108

A sandwich block with 2/2 Normally Closed lowering electric valve and an "ST6" adjustable flow control valve on "T" line. The block is able to accept CETOP 3 (2143) electrovalves.
- *Each block includes 4 OR 108 gaskets*
- *Suggested filtration: 25 micron nominal or better*
- *Leakage free*
- *Minimum voltage required: 90% of nominal*
- *The "B" symbol are supplied with "CEI-6-NA" valve*
- *Coils not included, must be ordered separately*

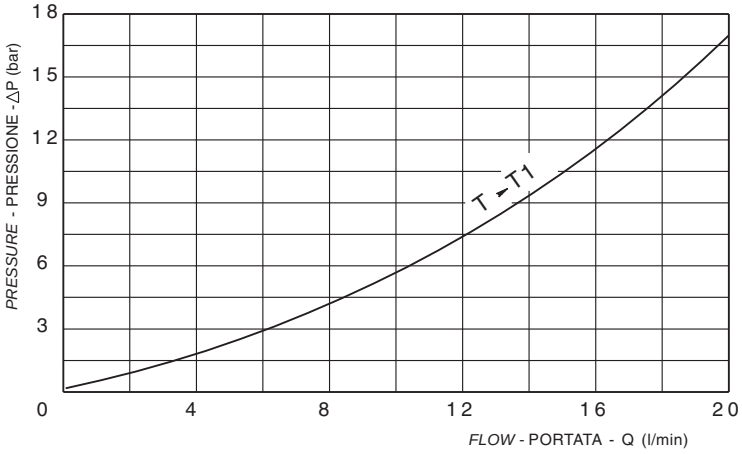

Curva di perdita di carico con solenoide eccitato (discesa rapida)

	Schema *Symbol*	Funzioni possibili con solenoide: *Operating features with solenoid:*	
		diseccitato *de-energized*	eccitato *energized*
	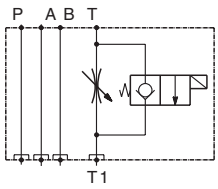	T T1	T → T1

	Attacchi / *Port Size*
	C
	2.1 - 4- 3 (luce Ø6)

pressione di lavoro max. *max working pressure*	portata max. *max flow*	
300 bar	40 l/min	

MODULO INTERPOSIZIONE CETOP 2143 (luce ø6) CON VALVOLA ELETTRICA 2 VIE VE1-NC SU UTILIZZI A-B

Sandwich block with two lowering electric valves on the A-B line able to accept CETOP 3 (2143) configuration valves

	DENOMINAZIONE VALVOLA *Valve denomination*		CODICE ORDINAZIONE *Ordering code*
V97 (VE1-NC su A e B)		**S2-CE**	G3.865.97.0.0.0
V117 (VE1-NC su A)		**S2-CE**	G3.866.17.0.0.0
V118 (VE1-NC su B)		**S2-CE**	G3.866.18.0.0.0
V153 (VE1-NC su P)	Coil, must be ordered separately	**S2-CE**	G3.866.82.0.0.0

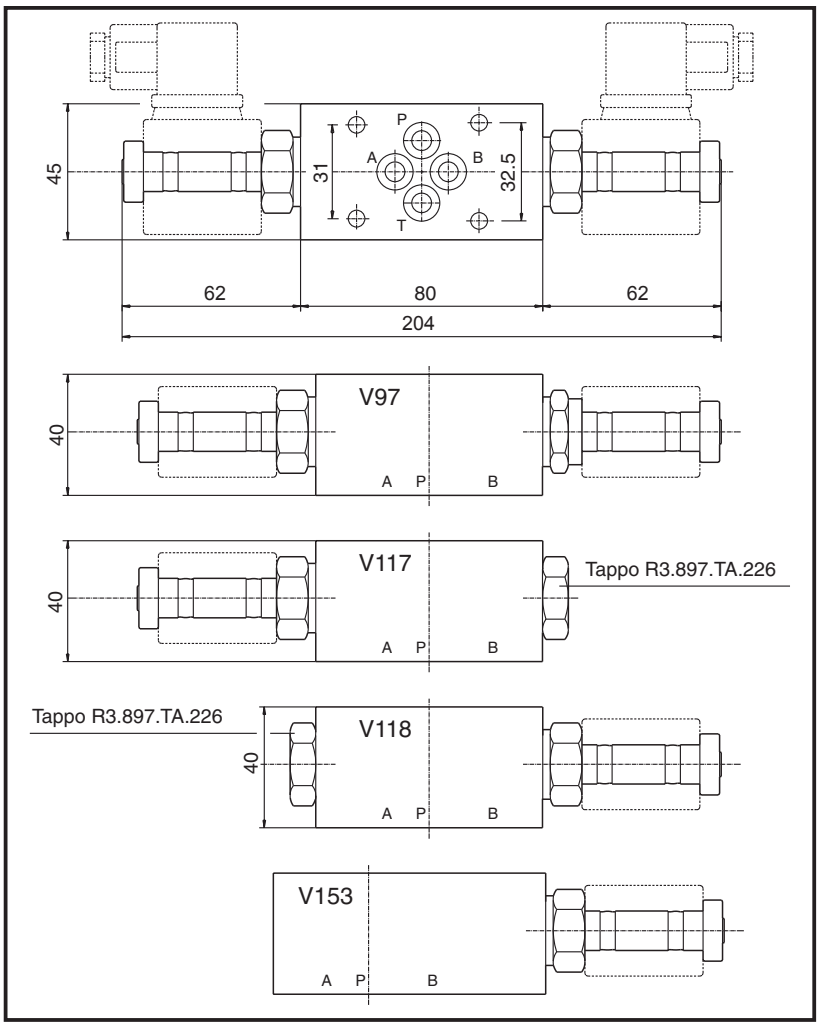

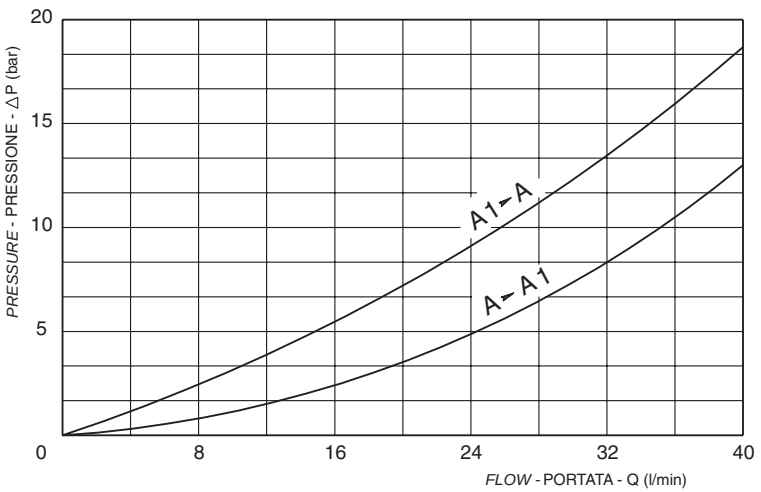

pressione di lavoro max. *max working pressure*	portata max. *max flow*
300 bar	40 l/min

Modulo interposizione CETOP 2143 (luce ø6) per montaggio su pacchi di elettrovalvole con valvola elettrica 2 vie VE1-NC sugli utilizzi A e B per la tenuta del carico e lo scarico a comando elettrico.
- Trafilamento: nullo
- Filtraggio consigliato: 25 micron o inferiore
- Voltaggio minimo richiesto: 90% della tensione nominale
- Sigillatura completa della parte meccanica contro l'azione degli agenti atmosferici
- Il solenoide è da ordinare separatamente.
- Blocco completo dei 4 OR 108

A selection of sandwich blocks with 2/2 Normally Closed "VE1-NC" lowering electric valve on either A-B line or A or B ports separately. These blocks are able to accept CETOP 3 (2143) electrovalves able to hold or to lower the cylinder as required.
- *Each block includes 4 OR 108 gaskets*
- *Suggested filtration: 25 micron nominal or better*
- *Leakage free*
- *Minimum voltage required: 90% of nominal*
- *Coils not included, must be ordered separately*

	Schema *Symbol*	Funzioni possibili con solenoide: *Operating features with solenoid:* diseccitato *de-energized*	eccitato *energized*
V97	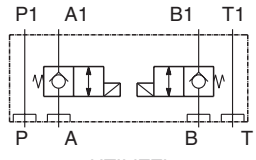		
V117	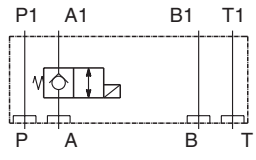		
V118	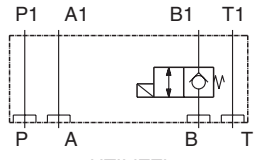		
V153	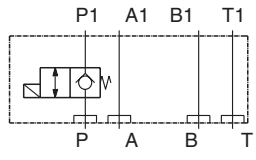		

	Attacchi / *Port Size*
	flangiatura CETOP
	2.1 - 4 - 3 (luce Ø6)

TIRANTI E GUARNIZIONI PER SISTEMI MODULARI
Screw and seals for modular system

CODICE ORDINAZIONE
Ordering code

K2.115.XX.000

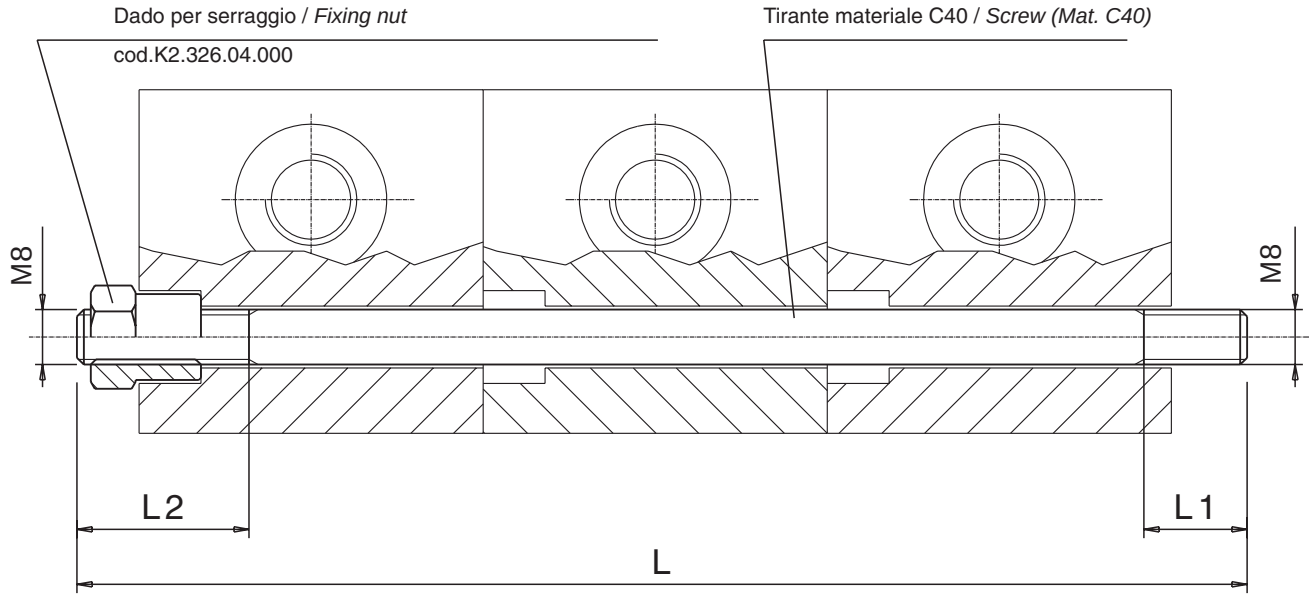

Configurazione modulare standard *Standard modular-configuration*	Particolare forature P-T *Drilling configuration P-T*

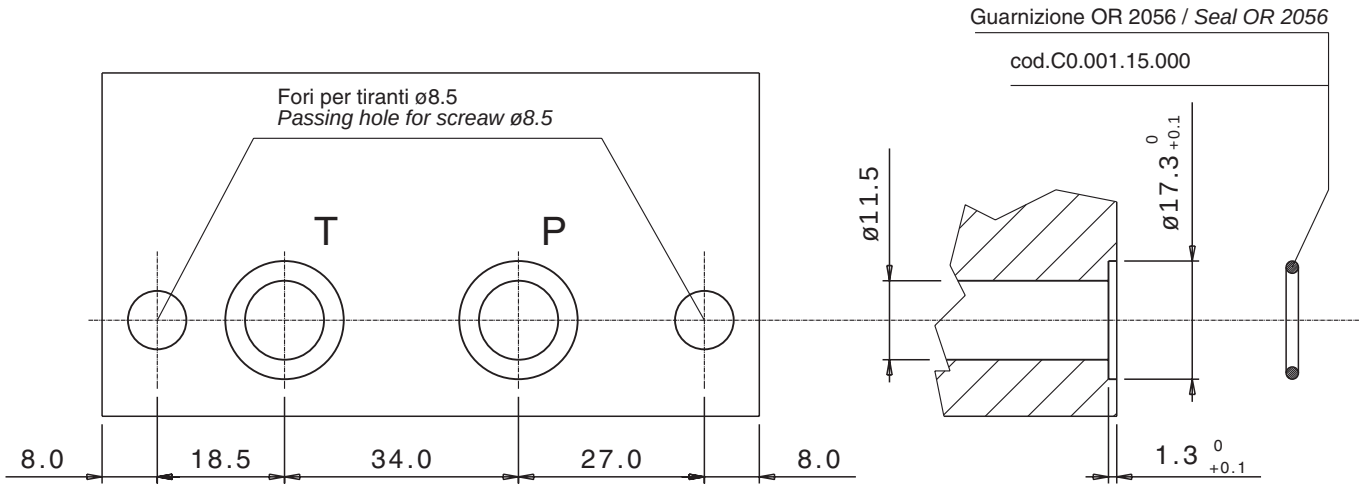

XX	L (mm)	L1 (mm)	L2 (mm)
30	220	15	20
13	230	15	20
36	240	15	20
09	250	15	20

XX	L (mm)	L1 (mm)	L2 (mm)
39	265	15	40
37	280	15	20
11	300	15	20



oil sistem

Via Ragazzi del '99, n. 39
Zona Industriale Mancasale
42100 Reggio Emilia - Italia
Tel. ++39 0522 513319 - 505611
Fax ++39 0522 513310
http: //www.oilsistem.it
E-mail: oilsistem@oilsistem.it